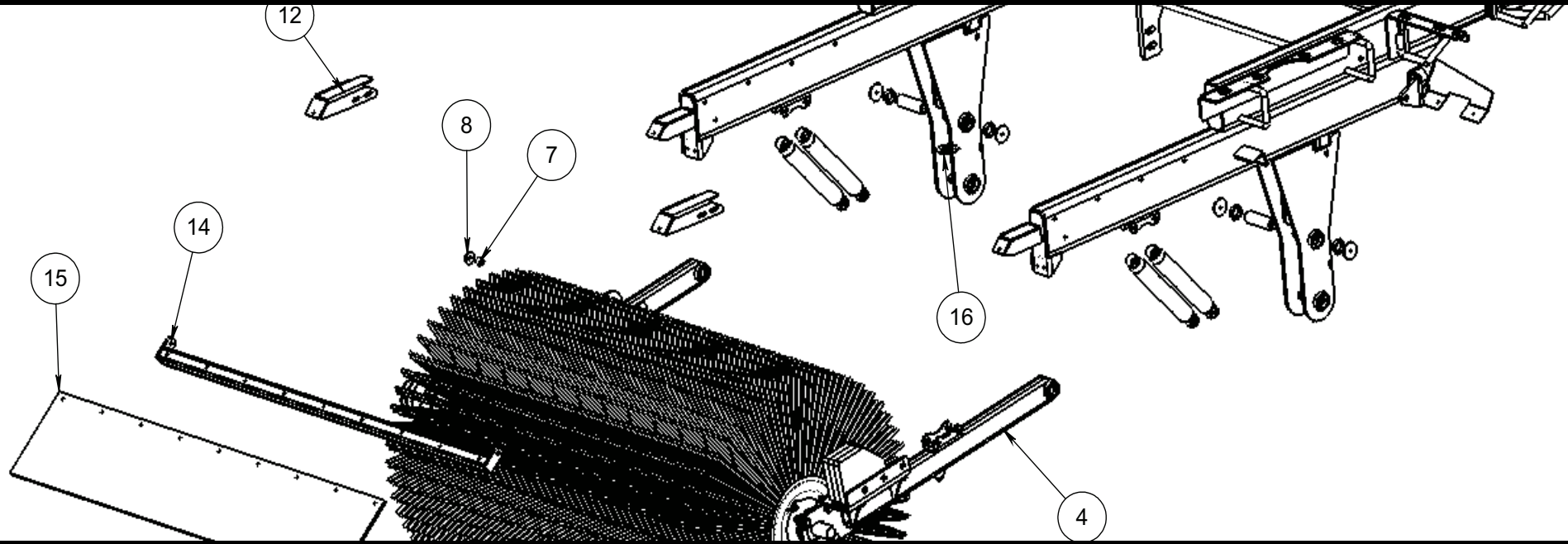


Schwarze Industries, Inc.



# M6 AVALANCHE TE



## Parts Manual

Quality	Performance	Public Safety	Value	Customer Support

revised 11/19



© Schwarze Industries

# Table of Contents

## In This Manual

<b>1 Instrumentation</b> .....	<b>6</b>
64914 - CONSOLE .....	7
204F79 - CONSOLE, CABOVER .....	8
<b>2 Debris Pickup</b> .....	<b>10</b>
203D92 - LEAF LIFT .....	11
203D27 - AIR CYLINDER LH .....	12
203D28 - AIR CYLINDER RH .....	13
204F33 - ELEVATOR LIFT BAR .....	14
203Q83 - POLY SPROCKET & IDLER .....	15
204E73 - 3/16" SQUEEGEE CONVEYOR HSG 50" .....	16
204J42 - 1/4" SQUEEGEE CONVEYOR HSG 50" .....	17
203Q84 - RUBBER SPROCKET & IDLER .....	18
204P30 - CONVEYER FLIGHT 50" .....	19
204E78 - CONVEYER FLIGHT .....	20
204F08 - 50" BELT CONVEYOR .....	21
204E74 - CONVEYER SPRAYBAR .....	22
204F12 - 50" BELT CONVEYOR HOUSING .....	23
204G08 - BELT CONVEYER SPRAYBAR MOUNT .....	24
204G15 - BELT CONVEYER MOTOR .....	25
204S01 - BELT CONVEYER WATER FILL .....	26
204E80 - 50" SQUEEGEE CONVEYOR .....	29
204E75 - CONVEYOR SPRAY BAR .....	32
204E76 - ELEVATOR LOWER SHAFT .....	33
204E77 - ELEVATOR UPPER SHAFT .....	34
204E79 - CONVEYOR LOWER DRAPE .....	35
204G16 - SQUEEGEE CONVEYOR MOTOR .....	36
204E96 - DRAG SHOES MOUNT, SQUEEGEE .....	37
204F53 -DRAG SHOE THETER .....	38
204E93 - LOWER CONVEYER MOUNT, SQUEEGEE .....	39
204F85 - DRAG SHOES MOUNT, BELT .....	40
204F72 - LOWER CONVEYER MOUNT, BELT .....	42

<b>3 Hopper</b> .....	<b>43</b>
204G70- HOPPER FULL INDICATOR .....	44
204F03 - SCISSOR LIFT .....	45
204F65 - HOPPER SWITCHES .....	49
204E99 - TRUCK BODY .....	50
203J74 - HOPPER SHAKER .....	54
204H26 - LOAD LEVELER MOUNT .....	55
203H75 - LOAD LEVELER PADDLE .....	56
203H76 - LOAD LEVELER .....	57
204E58 - HOPPER MOUNT .....	58
203T10 - HOPPER DUMP CYLINDER .....	59
203T17/203T18 - DUMP DOOR CYLINDER .....	60
204E57 - HOPPER .....	61
204G09 - HOPPER MOUNT, SS .....	63
204G06 - HOPPER, SS .....	64
204K76 - HOPPER MOUNT, SS FLOOR .....	66
204K74 - HOPPER SS FLOOR .....	67
204N37 - HOPPER MOUNT .....	69
204N38 - HOPPER SS .....	70
<b>4 Broom(s)</b> .....	<b>72</b>
204F59 - LH GUTTER BROOM SHORT .....	73
203B37 - GUTTER BROOM BRUSH .....	75
203D17 - HYDRAULIC G/B MOTOR .....	76
650417 - GUTTER BROOM HUB MOUNT .....	77
204E90 - GUTTER BROOM SPRAYBAR .....	78
204F49 - GUTTER BROOM TENSION SPRING .....	79
204F60 - RH GUTTER BROOM SHORT .....	80
204E87 - MAIN BROOM BRUSH ASSY M6AV .....	81
204F76 - MAIN BROOM STRIP .....	82
204F77 - MAIN BROOM WAFER .....	83
204F78 - MAIN BROOM POLY/STEEL WAFER .....	84
204G23 - MANUAL TILT DUAL G/B .....	85
204G24 - POWER TILT G/B DUAL .....	86
203T09 - CYLINDER G/B TILT .....	87
204H50 - REVERSING G/B MANIFOLD .....	88

# Table of Contents

204F06 - MAIN BROOM MOUNT	89	204V96 - WATER TANK 356 GAL, M6 AUTOCAR	127
204E84 - MAIN BROOM	90	204W68 - DUAL WATER TANKS M6AV M2	128
204E85 - MAIN BROOM ARM RH.	91	204V94 - INSTL, 356G WTR TNK,STNDRD M6.	131
204E86 - MAIN BROOM ARM LH	92	204R96 - FRONT WATER TANK.	133
204F04 - MAIN BROOM COVER AND SKIRT MOUNT - AV	93	204R95 - FRONT TANK WATERFILL	135
203F45 - MAIN BROOM COVER	94	204W69 - DUAL WATER TANKS M6AV PB	136
204T95 - MAIN BROOM COVER AND SKIRT MOUNT	95	204L26 - WATER TANK SHIELD.	139
204T96 - MAIN BROOM MOUNT, CUMMINS.	96	204G61- FRONT SPRAYBAR MOUNT.	140
<b>5 Body</b>	<b>97</b>	204G60- FRONT SPRAYBAR	141
204P08 - LOAD WEIGHT AIR	98	204T04 - GARDEN HOSE STORAGE	142
204V72 - OPTION, FIRE EXT GB MOUNT.	99	204E92 - GARDEN HOSE X CAMLOC ADAPTER.	143
204N73 - INCLINOMETER	100	204V31- WATER SIGHT	144
204V71 - OPTION, GUTTER BROOM BUCKET	101	651180 - ASSY,SIGHT GA, 350-G,WTR-TK M	145
204V73 - INSTALL, M6SE, TAB & GPS	102	204H13 - HP PUMP AND HOSE REEL.	146
204V74 - OPTION, TOOLBOX TRUCKBODY.	103	204L96- WATERFILL STRAINER	148
204V77 - OPTION, TOOL KIT SCA.	104	204U64 - REMOTE WATER PUMP SWITCH	149
204V75 - OPTION, TOOL HOLDER	105	203U13 - BEACON CAB	150
204V76 - OPTION, AIR HOSE REEL	106	204K75 - BARLIGHT	151
204F56 - SIDE DOOR LATCHES	107	204G91 - MIRROR MOUNT EDGE STROBE	152
64976 - FRAME, SCISSOR LIFT LINK ASSY	108	204G31 - LIGHTS,DUAL TURN SIGNLS,STRB	153
203C98 - SPRAY TIP.	109	204P88 - STROBE HOPPER MOUNT	154
204F43 - INSPECTION LADDER	110	203A20 - ARROWBOARD, INCANDESCENT SPLIT	155
204E89 - FRONT SPRAY BAR MOUNT	111	203U21 - BARLIGHT REAR	156
204E88 - FRONT SPRAYBAR.	112	204U26 - SPLIT ARROWBOARD, CUMMINS	157
203K66 - HP PUMP WASHDOWN	113	204V42 - SSI FLDNG ARROW BOARD	158
204F82- TOOLBOX AUTOCAR.	115	203U11 - REAR STROBE	159
204F05 - WATER FILL.	116	203U19 - DUAL REAR STROBE.	160
204F24 - WATER TANK DRAIN	117	204N13 - INSTALL STROBES (4) REAR M6AV	161
204F38 - WATER TANK.	118	204V36 - INSTL, 4 REAR DOOR MNT STROBE	162
650550 - WATER TANK AIR GAP ASSY.	119	204V35 - INSTL, DUAL BMPR MNT STROBES	163
204W72 - DUAL WATER TANK M6AV ACAR	120	204F34 - TRUCK KIT, M6TE, M2 AIR SUSP.	164
203H33 - WATER TANK VENT	123	203D15 - HYDRAULIC CYLINDER.	167
204N06- WATER TANK 350 ADD	124	203T66 - COUNTERWEIGHT M2 CHALMERS	168
204N39- DRAIN DUAL WATER TANKS	125	204E71 - CENTER DIVIDER MOUNT, M2	169
204T93- WATER TANK EQUALIZER	126	650822 - ASSY MOUNT CENTER DIVIDER M6.	170
		204X09 - INSTL, AIR SYSTEM PRESSURE PB.	171

# Table of Contents

204G72 - TOW LUG M2 CNG . . . . .	172	204M76 - CENTER DIVIDER MOUNT, AUTOCAR . . . . .	213
204A38 - BAR MAGNET MOUNT 90" . . . . .	173	204J62 - TRUCK KIT, IH . . . . .	214
203Z84 - BAR MAGNET 90" . . . . .	174	204D49 - COUNTERWEIGHT, M2 . . . . .	216
203X78 - SELF DUMP MAGNET M2 . . . . .	175	204L03 - TRUCK KIT PACCAR . . . . .	217
204L62 - SELF DUMP MAGNET JIPCO M2 . . . . .	176	204Q06 - FUEL TANK MOUNT PACCAR . . . . .	218
203465 - INDICATOR, AF REST, CHASSIS . . . . .	177	204T07 - TRUCK BODY, CUMMINS . . . . .	219
204H16 - MAGNET BAR 90" MOUNT M2 . . . . .	178	204T00 - M6AV AIR SYSTEM, CUMMINS . . . . .	222
204H15 - MAGNET BAR 90" . . . . .	179	204T08 - HYD TANK ASSY, M6, CUMMINS . . . . .	223
204H17 - BRKT, UPSTOP W/SENSOR ASSY . . . . .	180	67519 - RADIATOR FLAP KIT . . . . .	224
204F00 - TRUCK KIT AUTOCAR 138WB . . . . .	181	203F63 - REAR SPRAY BAR . . . . .	225
203E22 - FUEL TANK . . . . .	182	<b>6 Power Module . . . . .</b>	<b>226</b>
204F75 - FUEL TANK AUTOCAR . . . . .	183	204L93 - AUX HYDRAULIC PUMP . . . . .	227
204N69 - CENTER DIVIDER . . . . .	184	204G35 - HYD FILTER INDICATOR . . . . .	228
204N70 - CENTER DIVIDER MOUNT . . . . .	185	203U81 - HYDRAULIC PUMP . . . . .	229
204G66 - TRUCK KIT, M2 CHALMERS . . . . .	186	204F61 - HYDRAULIC COOLER . . . . .	230
204G69 - AIR SYSTEM, M2 CHALMERS . . . . .	188	204G32 - HYDRAULIC TANK . . . . .	231
203U54 - SELF DUMP MAGNET IH . . . . .	191	61177 - ENGINE DEUTZ . . . . .	233
204A37 - BAR MAGNET MOUNT 90" IH . . . . .	192	61280 - MOTOR MANIFOLD . . . . .	234
204F07 - TRUCK BODY MOUNT, DEUTZ . . . . .	193	61282 - RH HYDRAULIC MANIFOLD . . . . .	235
203D74- ACTUATOR THROTTLE . . . . .	194	204M00 - ENGINE ASSY, YANMAR . . . . .	236
204F21 - WATER MANIFOLD . . . . .	195	204U84 - INSTALL CUMMINS 2.8TE M6 . . . . .	237
204F22 - WATER PUMP . . . . .	196	204F01 - ENGINE ASSEMBLY DEUTZ . . . . .	240
204F23 - WATER FILTER . . . . .	197	204F93 - HOPPER HYDRAULIC MANIFOLD . . . . .	241
204F26 - AIR CYLINDER . . . . .	198	miscellaneous . . . . .	242
204F31 - LH CONVEYER PRX BACK . . . . .	199	<b>7 Schematics . . . . .</b>	<b>243</b>
204F51 - AIR TANK . . . . .	200	SK-2354 - FUSE DIAGRAM . . . . .	244
204F66 - LH HYD MANIFOLD . . . . .	201	SK-2347 - HYDRAULIC DIAGRAM . . . . .	245
204F94 - RH MANIFOLD . . . . .	202	SK-2453 - REMOTE WATER . . . . .	246
60851 - 4-STAGE MANIFOLD . . . . .	203	SK-2394 - HOPPER BEACON . . . . .	247
61283 - HOPPER MANIFOLD . . . . .	204	64549 - CPU Box Harness . . . . .	248
64538 - COMPUTER BOX . . . . .	205	61950 - Main Harness . . . . .	249
204M01 - TRUCK BODY, M6AV, YANMAR . . . . .	206	64521 - Harness, Console Extension Pin Out . . . . .	250
204F62 - AIR RIDE SYSTEM . . . . .	209	64521 - Harness, Console Extension . . . . .	251
204R62 - AIR RIDE SYSTEM . . . . .	210	64518 - Harness, Right Side Pin Out . . . . .	252
204R62 - AIR RIDE SYSTEM . . . . .	211	64518 - Harness, Right Side . . . . .	253
204J56 - TRUCK KIT, AUTOCAR . . . . .	212		

# ***Table of Contents***

61951 - Truck Body Light Harness Pin Out . . . . .	254
61951 - Truck Body Light Harness Pin Out . . . . .	255
61919 - Harness, Left Side Pin Out . . . . .	256
61519 - Harness, Left Side . . . . .	257
64653 - Harness, Battery . . . . .	258
64852 - Harness, Air Manifold . . . . .	259
614520 - Hopper Harness . . . . .	260
614520 - Hopper Harness . . . . .	261

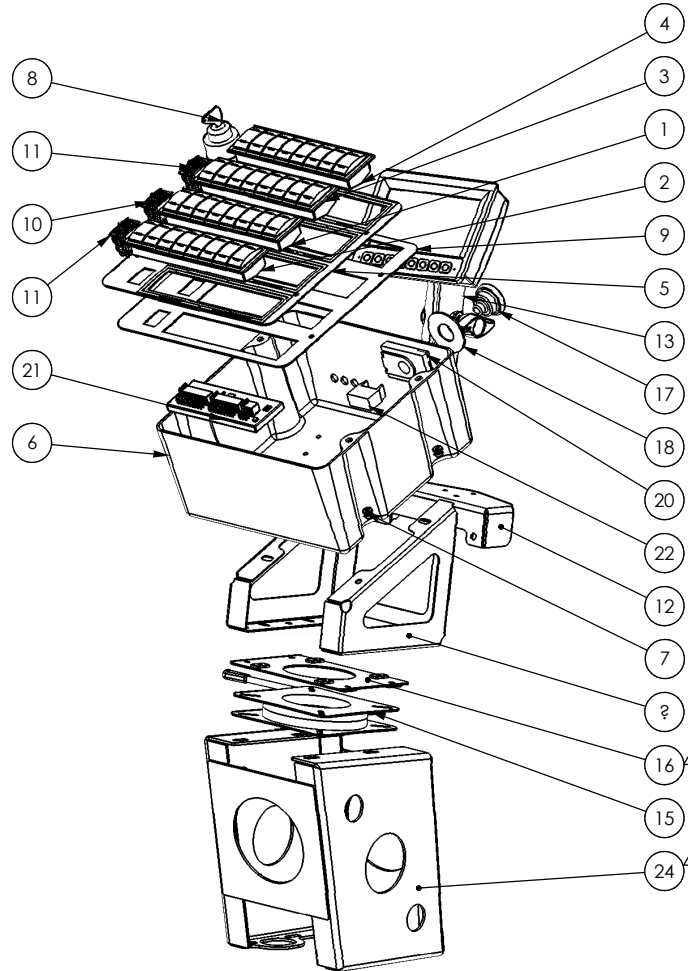
# Instrumentation

---

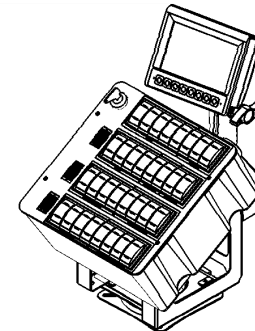
1

# Section 1 - Instrumentation

## 64914 - CONSOLE

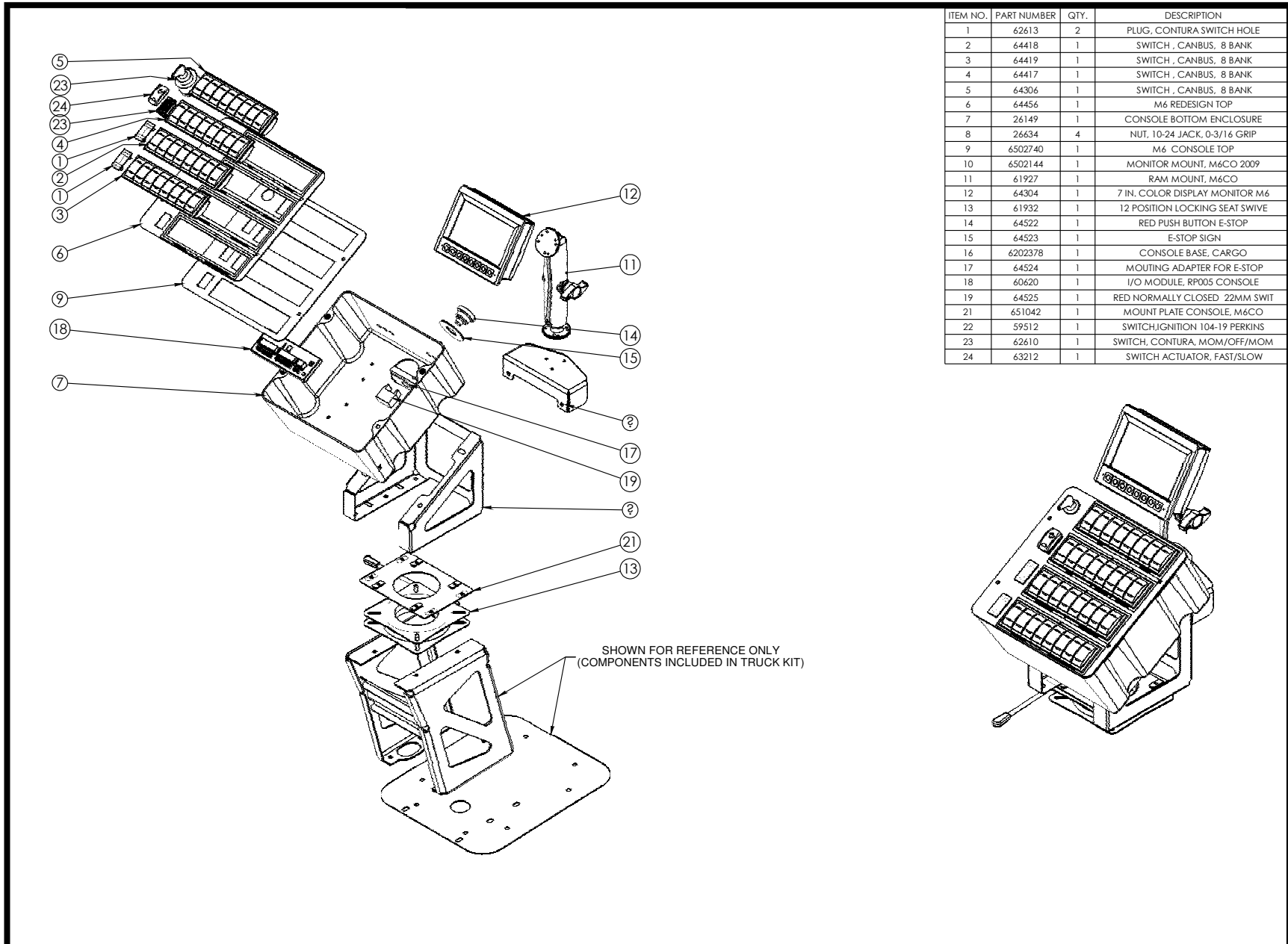


ITEM NO.	PART NUMBER	EXPLODE/QTY.	DESCRIPTION
1	64418	1	SWITCH , CANBUS , 8 BANK
2	64419	1	SWITCH , CANBUS , 8 BANK
3	64417	1	SWITCH , CANBUS , 8 BANK
4	64306	1	SWITCH , CANBUS , 8 BANK
5	64456	1	M6 REDESIGN TOP
6	26149	1	CONSOLE BOTTOM ENCLOSURE
7	26634	4	NUT, 10-24 JACK, 0-3/16 GRIP
8	20109	1	SWITCH, V1902 STARTER
9	6502740	1	M6 CONSOLE TOP
10	62609	1	SWITCH, CONTURA II, OFF/ON
11	62610	2	SWITCH, CONTURA, MOM/OFF/MOM
12	6502144	1	MONITOR MOUNT, M6CO 2009
13	61927	1	RAM MOUNT, M6CO
14	64304	1	7 IN. COLOR DISPLAY MONITOR M6
15	61932	1	12 POSITION LOCKING SEAT SWIVE
16	651042	1	MOUNT PLATE CONSOLE, M6CO
17	64522	1	RED PUSH BUTTON E-STOP
18	64523	1	E-STOP SIGN
19	6202378	1	CONSOLE BASE, CARGO
20	64524	1	MOUNTING ADAPTER FOR E-STOP
21	60620	1	I/O MODULE, RPO05 CONSOLE
22	64525	1	RED NORMALLY CLOSED 22MM SWIT
24	525044	1	CONSOLE STAND WELDMENT

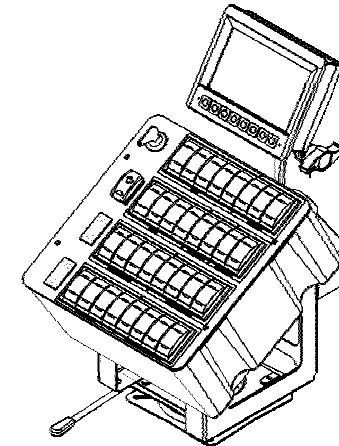


# Section 1 - Instrumentation

## 204F79 - CONSOLE, CABOVER



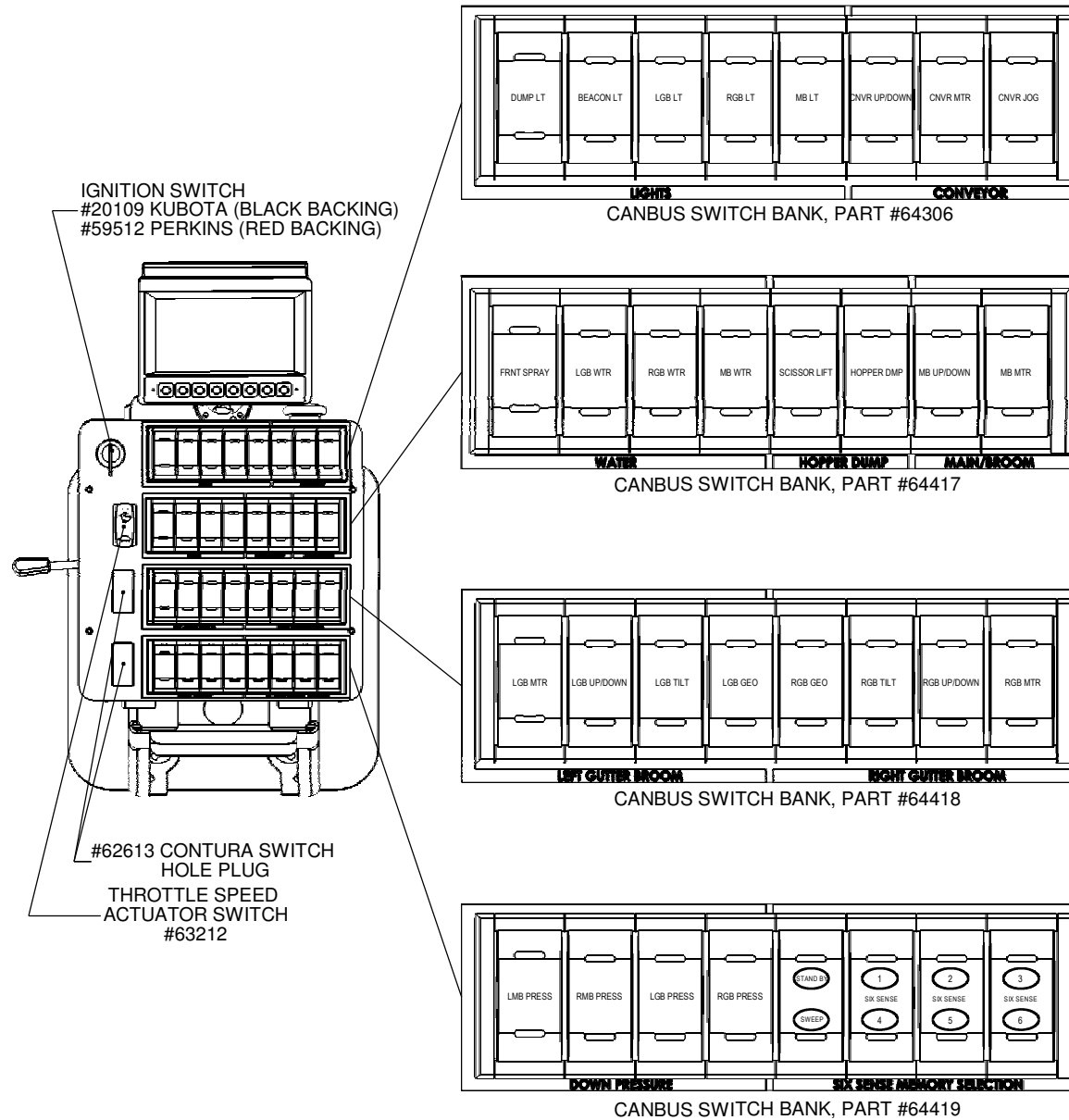
ITEM NO.	PART NUMBER	QTY.	DESCRIPTION
1	62613	2	PLUG, CONTURA SWITCH HOLE
2	64418	1	SWITCH , CANBUS, 8 BANK
3	64419	1	SWITCH , CANBUS, 8 BANK
4	64417	1	SWITCH , CANBUS, 8 BANK
5	64306	1	SWITCH , CANBUS, 8 BANK
6	64456	1	M6 REDESIGN TOP
7	26149	1	CONSOLE BOTTOM ENCLOSURE
8	26634	4	NUT, 10-24 JACK, 0-3/16 GRIP
9	6502740	1	M6 CONSOLE TOP
10	6502144	1	MONITOR MOUNT, M6CO 2009
11	61927	1	RAM MOUNT, M6CO
12	64304	1	7 IN. COLOR DISPLAY MONITOR M6
13	61932	1	12 POSITION LOCKING SEAT SWIVE
14	64522	1	RED PUSH BUTTON E-STOP
15	64523	1	E-STOP SIGN
16	6202378	1	CONSOLE BASE, CARGO
17	64524	1	MOUNTING ADAPTER FOR E-STOP
18	60620	1	I/O MODULE, RP005 CONSOLE
19	64525	1	RED NORMALLY CLOSED 22MM SWIT
21	651042	1	MOUNT PLATE CONSOLE, M6CO
22	59512	1	SWITCH,IGNITION 104-19 PERKINS
23	62610	1	SWITCH, CONTURA, MOM/OFF/MOM
24	63212	1	SWITCH ACTUATOR, FAST/SLOW





# Section 1 - Instrumentation

## 204F79 - CONSOLE, CABOVER



**Debris Pickup**

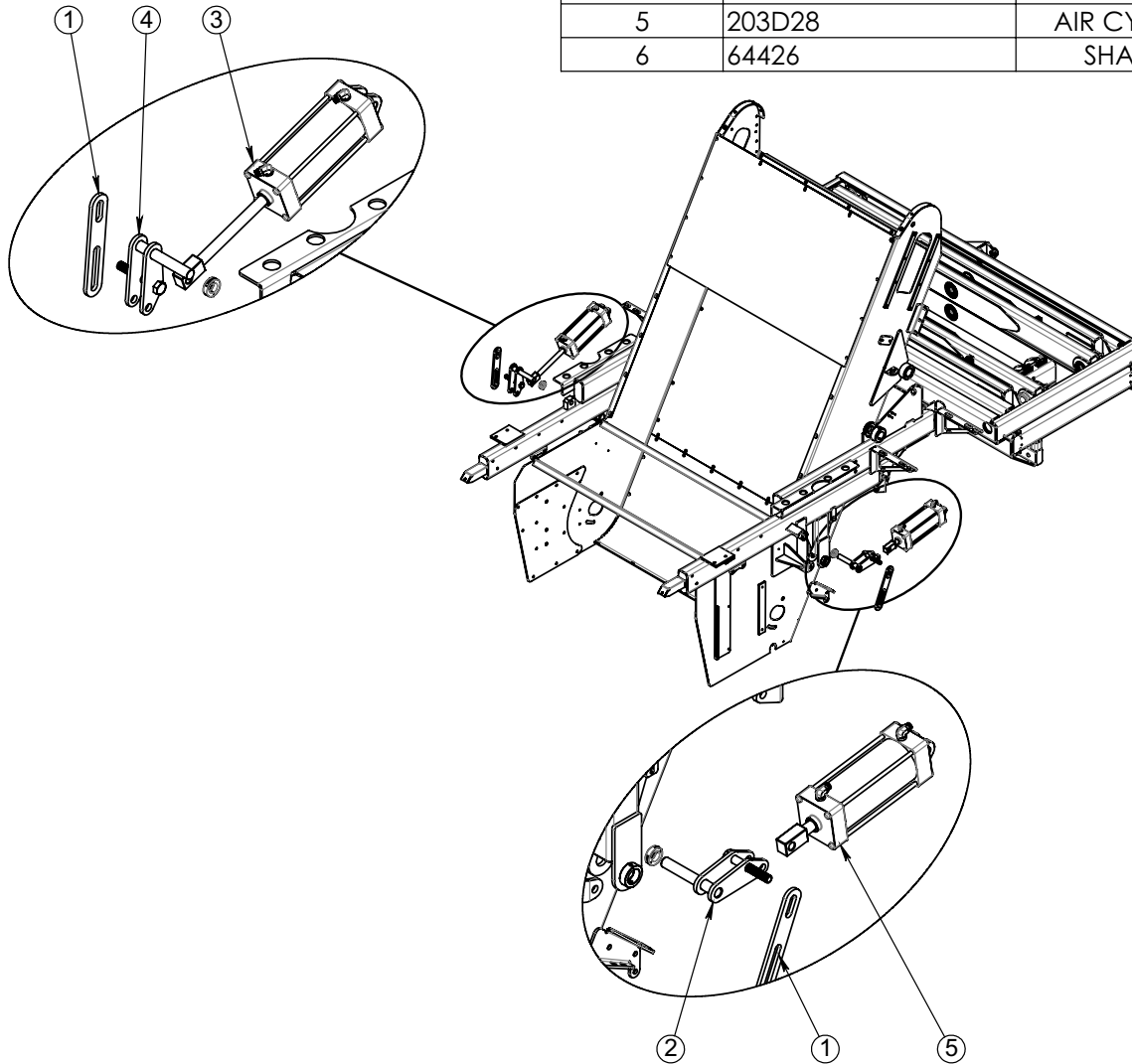
---

**2**

## Section 2 - Debris Pickup

### 203D92 - LEAF LIFT

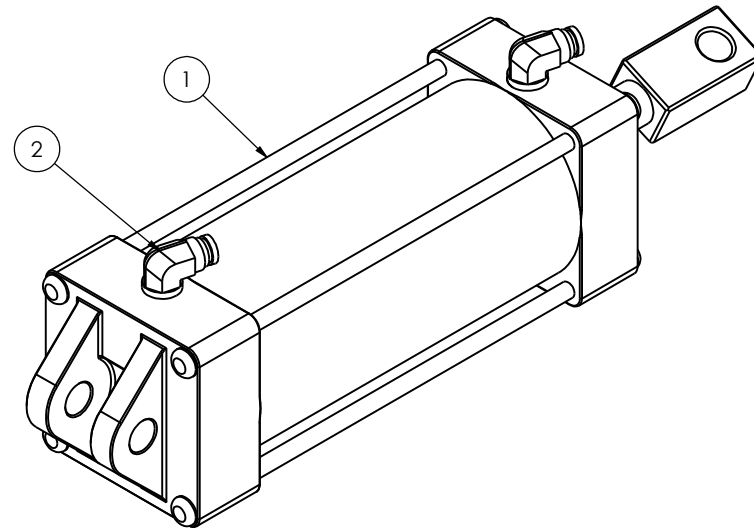

ITEM NO.	PART NUMBER	DESCRIPTION	QTY.
1	6501146	LEAF LIFT LINK, REAR FRAME	2
2	650203	LEAF LIFT ASSEMBLY	1
3	203D27	AIR CYLINDER,LH LEAF LIFT ASSY	1
4	650204	LEAF LIFT ASSEMBLY,RH	1
5	203D28	AIR CYLINDER,RH LEAF LIFT ASS	1
6	64426	SHAFT COLLAR, 1" ID, 2 PC	2



## Section 2 - Debris Pickup

### 203D27 - AIR CYLINDER LH

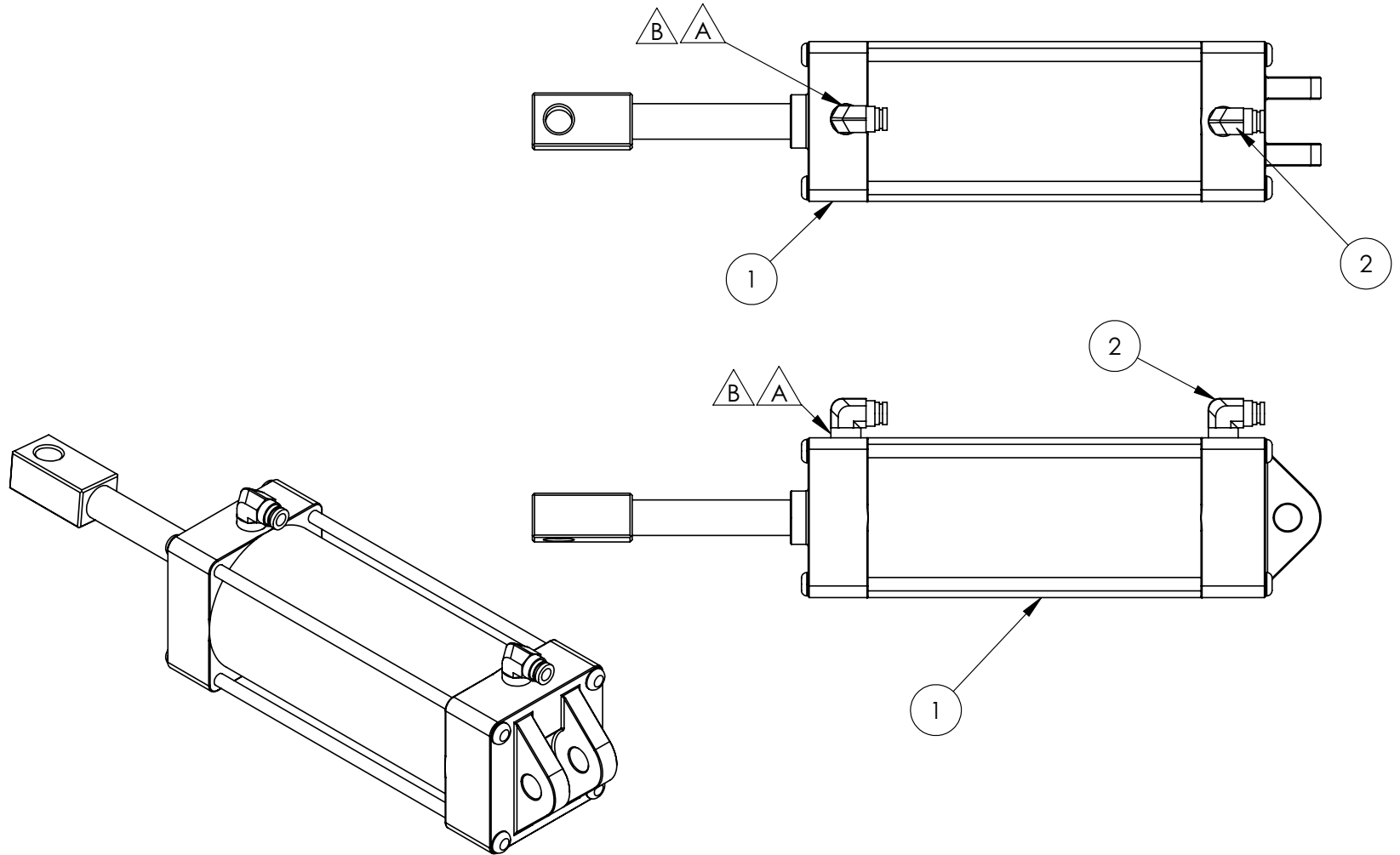
ITEM NO.	PART NUMBER	FLOAT/QTY.	DESCRIPTION
1	28579	1	CYLINDER,PNEUMATIC 4 X 8
2	28978	2	ELBOW,90,1/2 NPT X 3/8 P2C



## Section 2 - Debris Pickup

### 203D28 - AIR CYLINDER RH

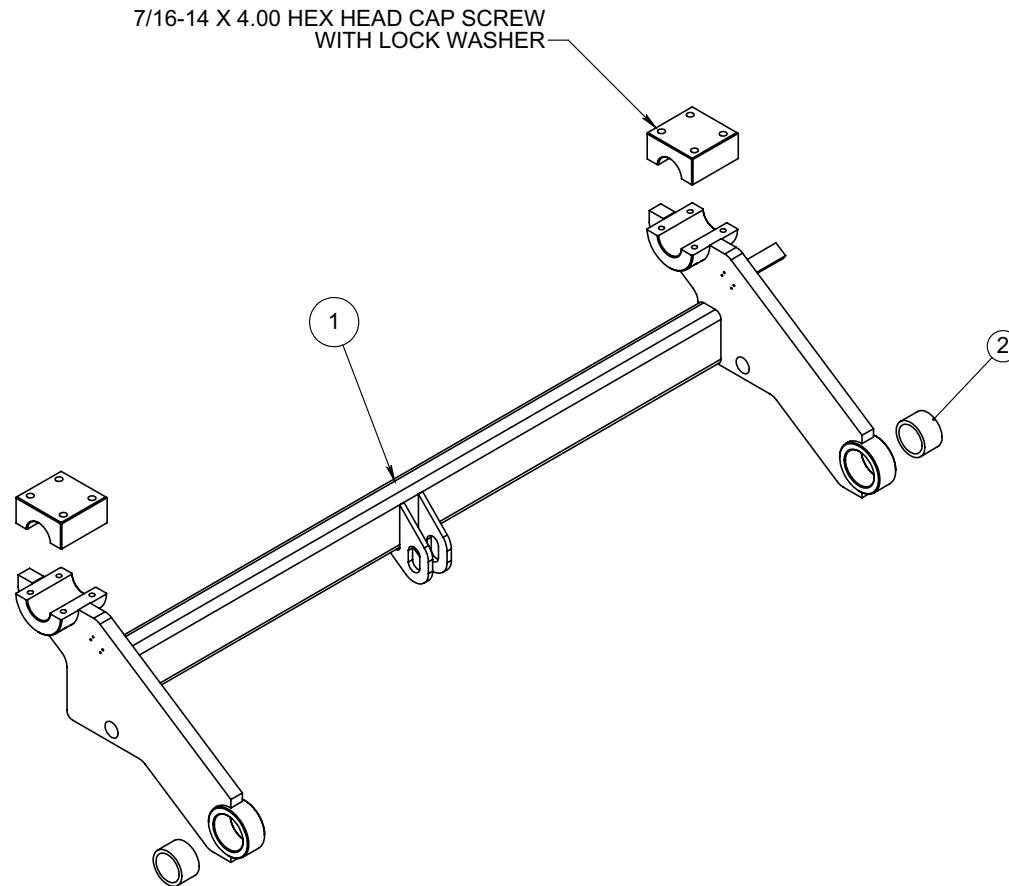
ITEM NO.	PART NUMBER	Default/ QTY.	DESCRIPTION
1	28579	1	CYLINDER,PNEUMATIC 4 X 8
2	28978	2	ELBOW,90,1/2 NPT X 3/8 P2C



## Section 2 - Debris Pickup

### 204F33 - ELEVATOR LIFT BAR

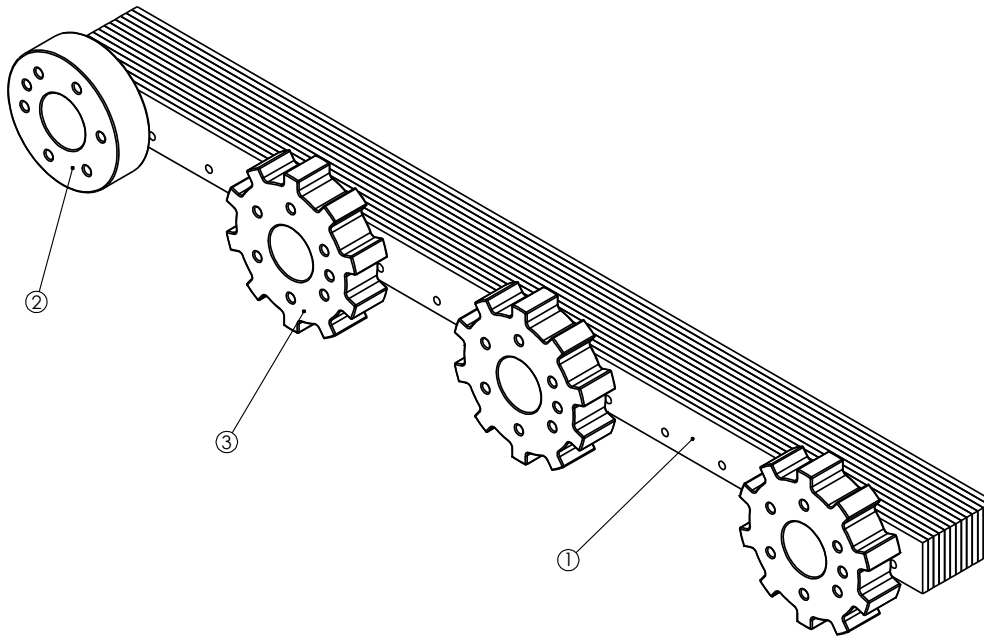
ITEM NO.	PART NUMBER	QTY.	DESCRIPTION
1	650916	1	ELEVATOR LIFT BAR, WELD
2	64279	2	LIFT BUSHING, CONVEYOR



## Section 2 - Debris Pickup

### 203Q83 - POLY SPROCKET & IDLER

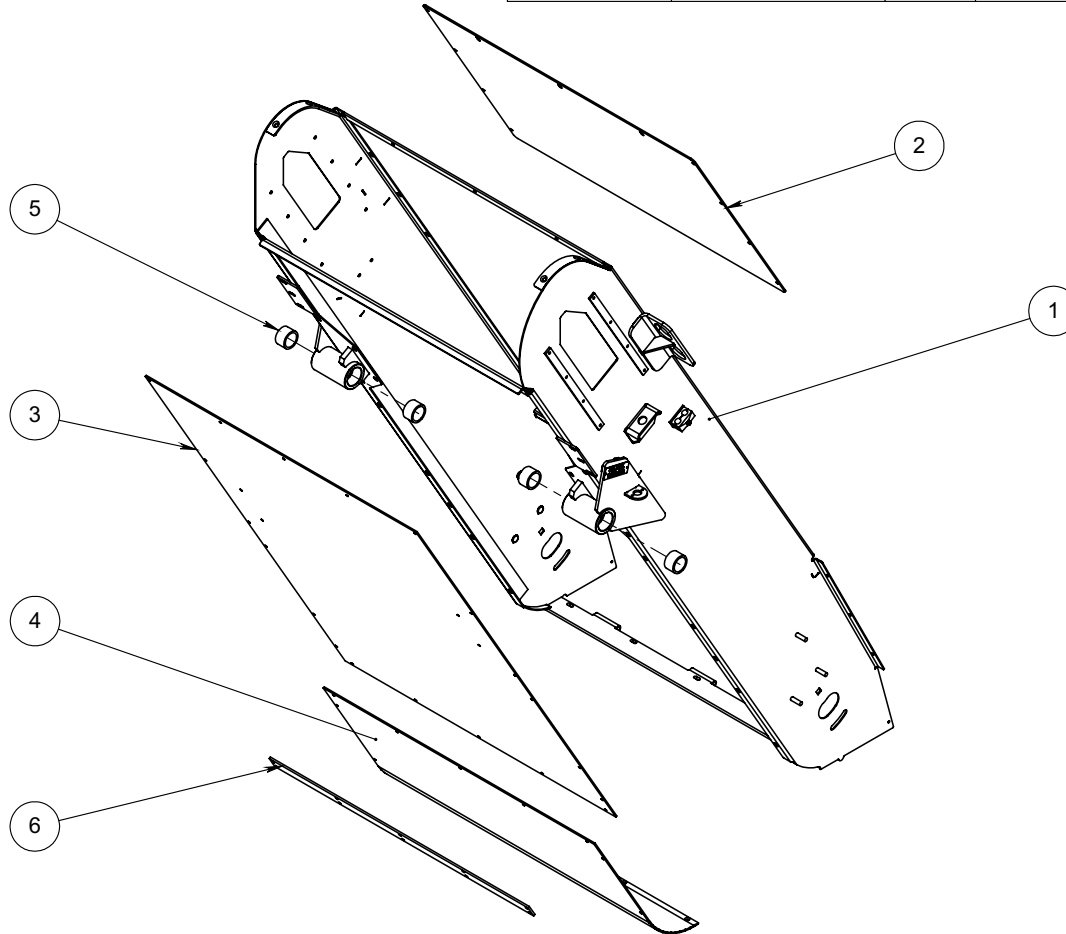
ITEM NO.	PART NUMBER	QTY.	DESCRIPTION
1	60845	13	FLIGHT, POLY ELEVATOR
2	60844	1	POLY CHAIN IDLER
3	60843	3	POLY CHAIN SPROCKET



## Section 2 - Debris Pickup

### 204E73 - 3/16" SQUEEGEE CONVEYOR HSG 50"

ITEM NO.	PART NUMBER	QTY.	DESCRIPTION
1	650823	1	WELD, SQGEE CONV HOUSING, 50"
2	6502468	1	PANEL, CONVEYOR TOP, 50"
3	6502467	1	PLATE, SQGEE CONVYR FLOOR UPPER
4	6502466	1	SQUEEGEE CONVEYOR FLOOR, BOTTOM
5	64279	4	LIFT BUSHING, CONVEYOR
6	6502477	1	CONVEYOR FLOOR JOINT, 50"

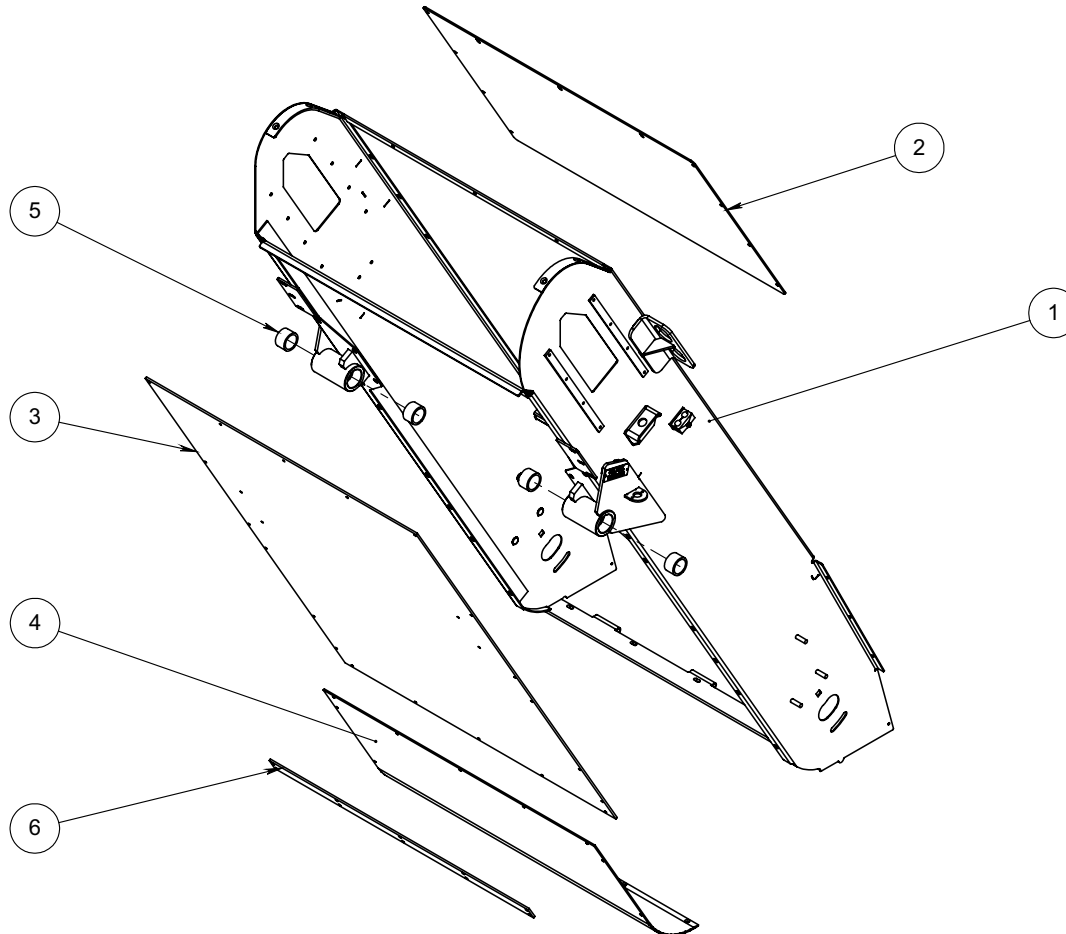




## Section 2 - Debris Pickup

### 204J42 - 1/4" SQUEEGEE CONVEYOR HSG 50"



ITEM NO.	PART NUMBER	QTY.	DESCRIPTION
1	650823	1	WELD, SQGEE CONV HOUSING, 50"
2	6502468	1	PANEL, CONVEYOR TOP, 50"
3	6503231	1	1/4" SQUEEGEE FOOR, UPPER
4	6503232	1	1/4" SQUEEGEE FOOR, LOWER
5	64279	4	LIFT BUSHING, CONVEYOR
6	6502477	1	CONVEYOR FLOOR JOINT, 50"



## Section 2 - Debris Pickup

### 203Q84 - RUBBER SPROCKET & IDLER

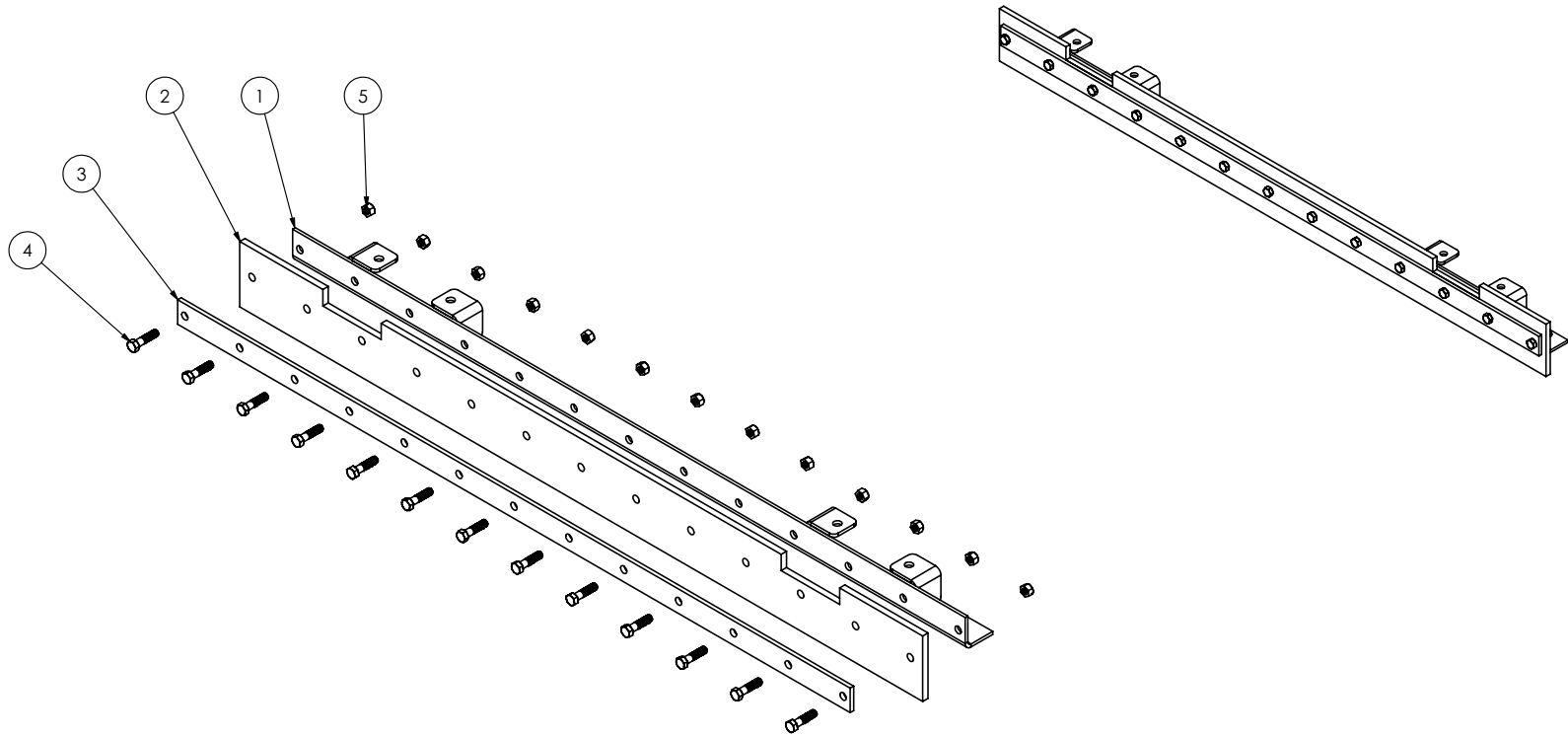
ITEM NO.	PART NUMBER	QTY.	DESCRIPTION
1	23126	3	RUBBER CHAIN SPROCKET
2	28631	1	RUBBER CHAIN IDLER



# Section 2 - Debris Pickup

## 204P30 - CONVEYER FLIGHT 50"

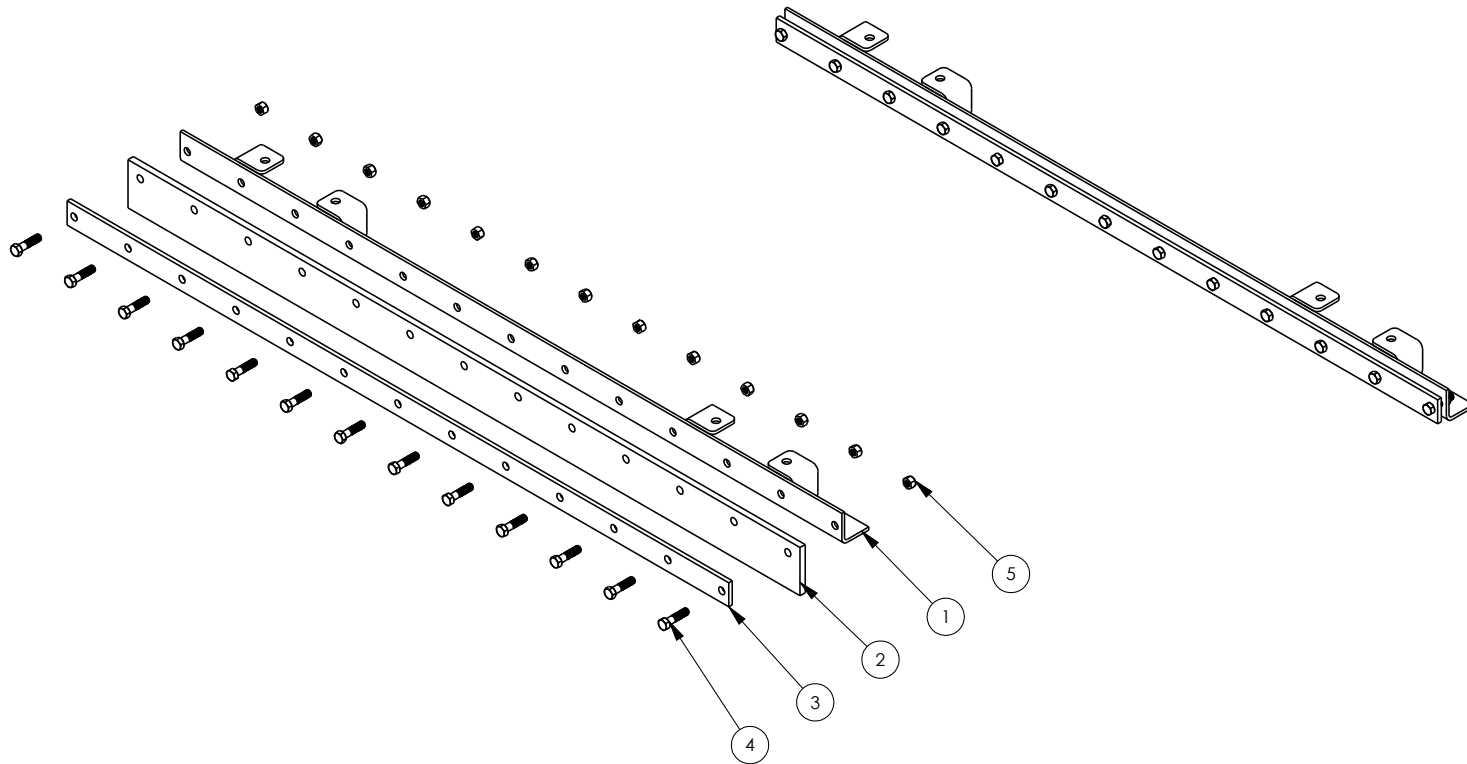
ITEM NO.	PART NUMBER	DESCRIPTION	Default/QT Y.
1	650825	FLIGHT, CONVEYOR WELD	1
2	66295	FLIGHT, EXTRA CAPACITY, M6AV	1
3	6502478	STRIP,ELEVATOR FLIGHT	1
4	30673	BOLT,3/8-16 UNC X 1 1/2,HEX	13
5	31138	3/8-16 HEX NUT	13



## Section 2 - Debris Pickup

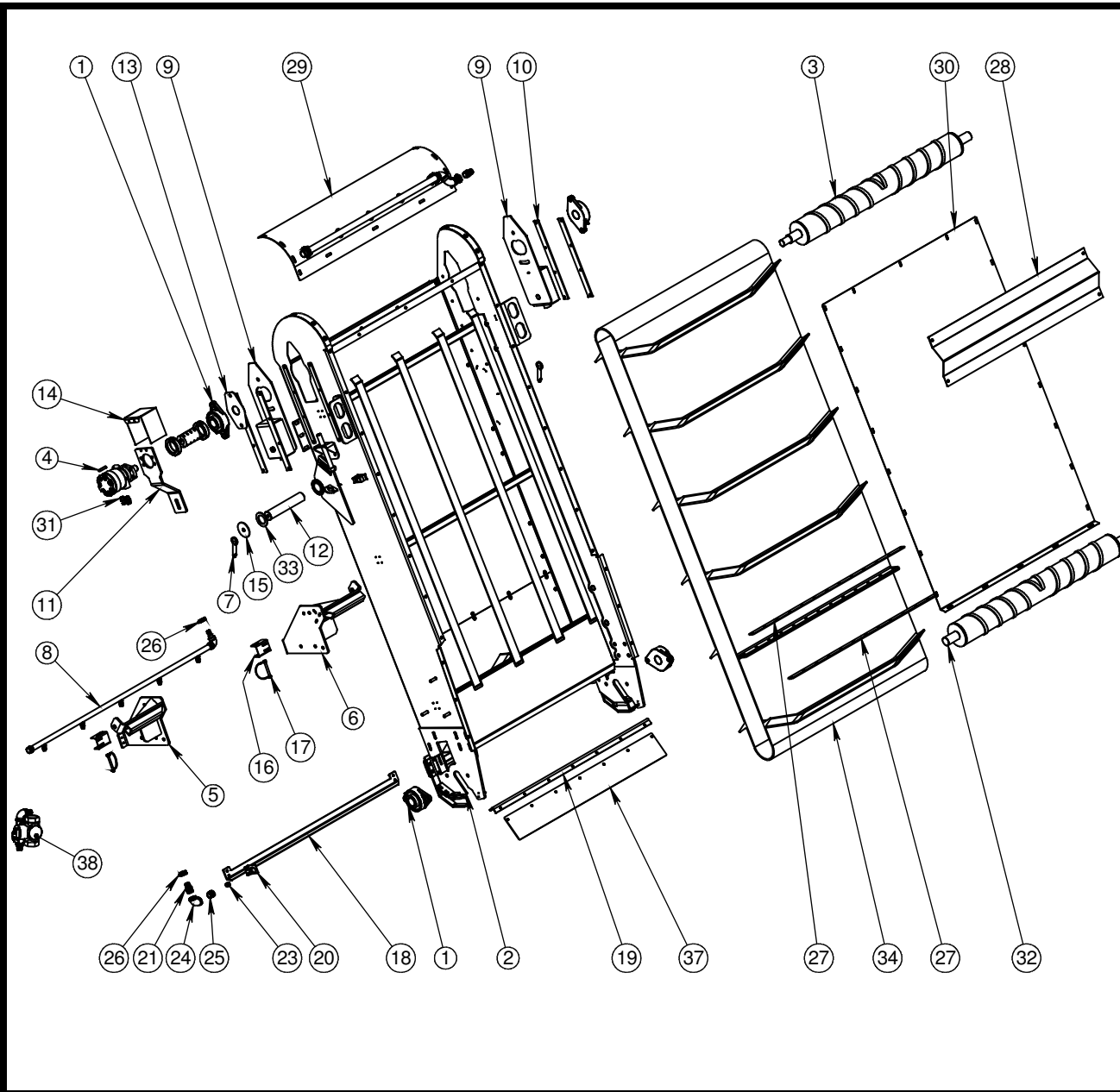
### 204E78 - CONVEYER FLIGHT

ITEM NO.	PART NUMBER	Default/QTY.	DESCRIPTION
1	650825	1	FLIGHT, CONVEYOR WELD
2	64247	1	FLIGHT, RUBBER ELEVATOR
3	6502478	1	STRIP,ELEVATOR FLIGHT
4	30673	13	BOLT,3/8-16 UNC X 1 1/2,HEX
5	31138	13	3/8-16 HEX NUT



# Section 2 - Debris Pickup

## 204F08 - 50" BELT CONVEYOR



ITEM	PART NUMBER	QTY.	DESCRIPTION
1	28636	4	BEARING, 1 15/16 SHAFT, 2 BOLT FLANGE
2	204F12	1	50",BELT CONVEYOR HOUSING,ASSY
3	64027	1	UPPER ROLLER ASSEMBLY
4	6502659	1	DRIVE KEY, 3/8 SQ X 2.13
5	650835	1	CONVEYOR LIFT EYE, WELD, LH
6	650836	1	CONVEYOR LIFT EYE, WELD, RH
7	23745	2	PIN,SELF LOCKING,3/4" DIA X 2.5" GRIP
8	203F63	1	REAR SPRAY BAR ASSY
9	650866	2	TENSION SLIDE PLATE, WELD
10	6502737	4	TENSION SLIDE RETAINER
11	650865	1	CONVEYOR TORQUE ARM, WELD
12	6502778	2	CONVEYOR PIVOT PIN, UPPER
13	6502762	1	UPPER BEARING DUST, CONVEYOR
14	6502826	1	CONVEYOR COUPLER GUARD
15	6502861	2	PIVOT PIN RETAINER
16	6502880	2	BRACKET, CONVEYOR SPRAYBAR
17	21146	2	PTO LOCKING PIN, .38 X 3.75
18	6502960	1	SCRAPER, LOWER ROLLER
19	6502985	1	REAR DRAPE MOUNT
20	6502991	1	LOWER ROLLER CLEANOUT BRACKET
21	20062	2	HOSE BARB 1" NPT X 1"
22	27349	13ft	HOSE, 1" PVC SUCTION
23	64764	1	NOZZLE, 1.5 GPM, 1/4 NPT
24	29281	1	ELBOW, 1" NPT BRASS
25	55014	1	BUSHING 1" NPT TO 3/4" NPT
26	25182	2	CLAMP, HOSE 1-1/2 SIZE 16
27	6502478	2	STRIP,ELEVATOR FLIGHT
28	6502997	1	UPPER CONVEYOR LIFT EYE SUPPORT
29	204G08	1	INSTL,BELT CONV SPRAY BAR, 50"
30	650983	1	WELD, PANEL CONVEYOR, TOP
31	204G15	1	INSTALL, BELT CONV MOTOR
32	64022	1	LOWER ROLLER ASSEMBLY
33	6501810	2	SPACER, RING ELEVATOR
34	64876	1	BELT, W/ 3" C-CLEATS 18IN CTR
35	64766	1	WHITE #500375W3122AAAAA
36	64379	2	HBOLT, 50" CONVEYOR ASSY, M6AV
37	64820	1	FLAP, ELE RAMP
38	204S01	1	KIT, WTR FILL,BELT CONVEYER M6

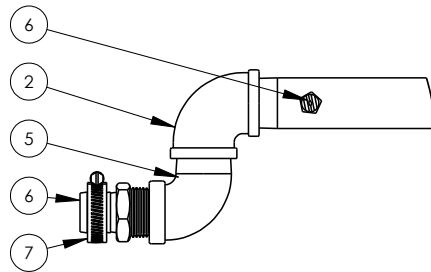
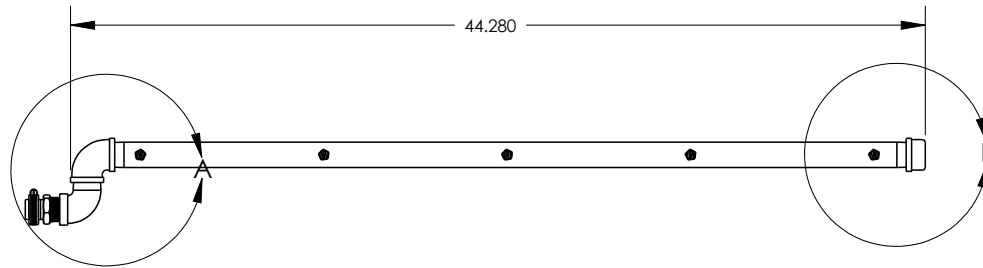
ITEMS BELOW NOT SHOWN

ITEM	PART NUMBER	QTY.	DESCRIPTION
39		26	3/8 X 1 3/4 CAP SCREW
40		26	3/8 LOCKNUT
41	6502478	4	CONVEYOR SPLICE STRIP
42	66278	1	CONVEYOR 5' SPLICE

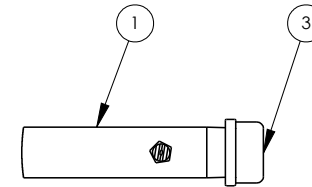
# Section 2 - Debris Pickup

## 204E74 - CONVEYER SPRAYBAR

ITEM NO.	PART NUMBER	Default/QTY.	DESCRIPTION
1	6502475	1	ELEVATOR FLUSHER PIPE
2	29281	1	ELBOW, 1" NPT BRASS
3	29282	1	CAP, 1" NPT BRASS
6	64526	5	NOZZLE, 1.5 GPM, 1/4 NPT
5	53073	1	STREET ELBOW, 1.0NPT X 90DEG
6	20062	1	HOSE BARB 1" NPT X 1"
7	25182	1	CLAMP, HOSE 1-1/2 SIZE 16



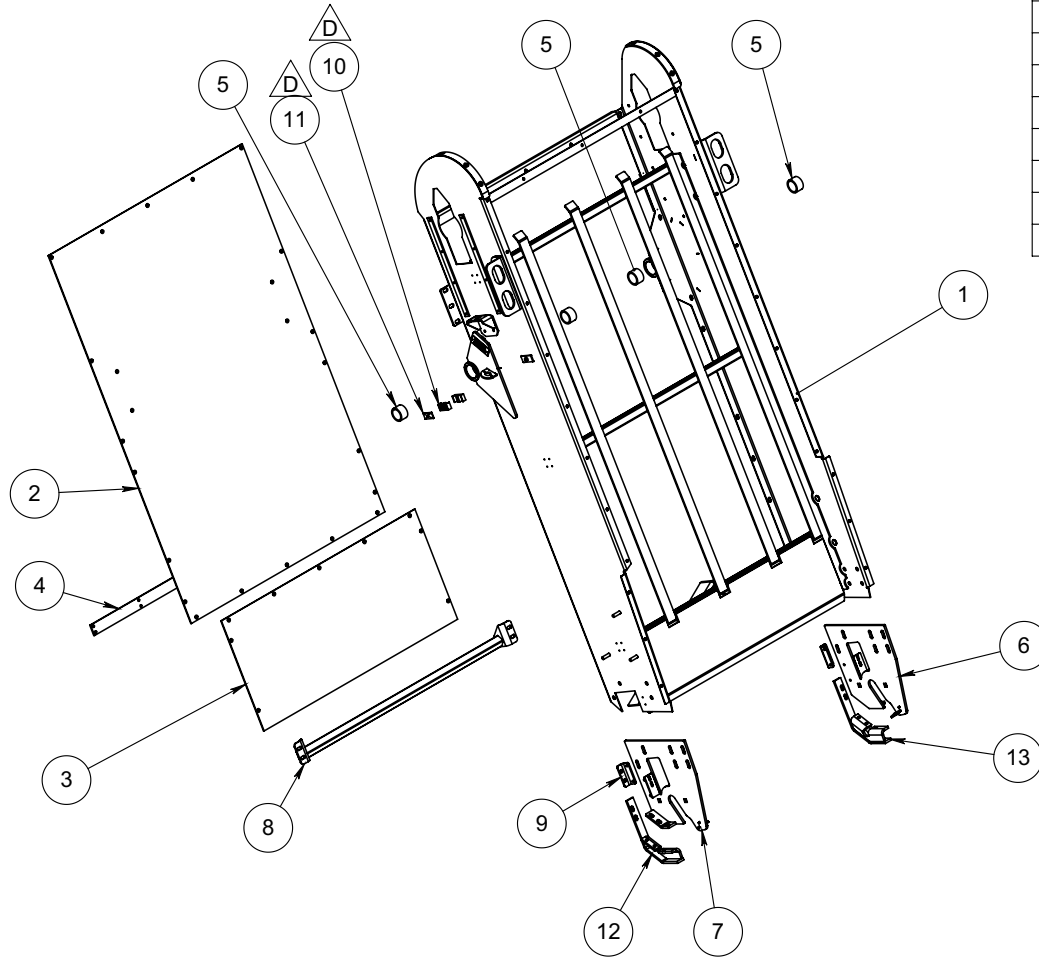
DETAIL A



DETAIL B

# Section 2 - Debris Pickup

## 204F12 - 50" BELT CONVEYOR HOUSING

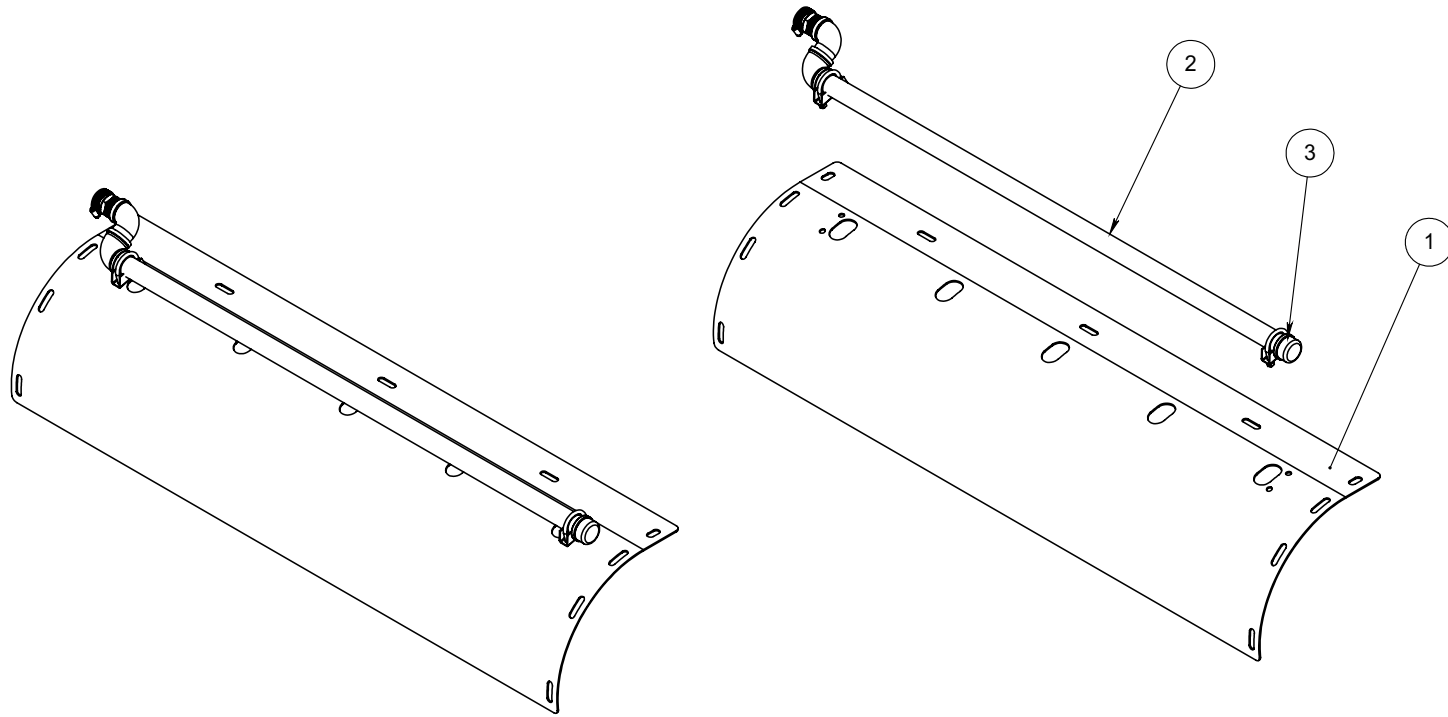


ITEM NO.	PART NUMBER	DESCRIPTION	QTY.
1	650861	50" BELT CONVEYOR HOUSING,WELD	1
2	6502776	BELT CONVEYOR FLOOR, TOP, 50"	1
3	6502777	BELT CONVEYOR FLOOR,BOTTOM,50"	1
4	6502477	CONVEYOR FLOOR JOINT, 50"	1
5	64279	LIFT BUSHING, CONVEYOR	4
6	651003	ROLLER PLATE WELDMENT, RIGHT S	1
7	651004	ROLLER PLATE WELDMENT, LEFT SI	1
8	651057	WELD, M6AV BELT CONV TUBE STI	1
9	6502984	REAR DRAPE MNT BKT	2
10	29469	CLAMP HALVES, 3/4"	2
11	29470	CLAMP COVER PLATE, 3/4"	1
12	651047	LOWER ROLLER SKID LH, ADD ON,	1
13	651048	LOWER ROLLER SKID RH, ADD ON, M6AV	1

## Section 2 - Debris Pickup

### 204G08 - BELT CONVEYER SPRAYBAR MOUNT

ITEM NO.	PART NUMBER	Default/ QTY.	DESCRIPTION
1	6503083	1	PLATE,BELT CONV FLUSH MNT, 50"
2	204E74	1	ELEVATOR, SPRAY BAR ASSY
3	23248	2	CLAMP, 1-1/4 MUFFLER U BOLT

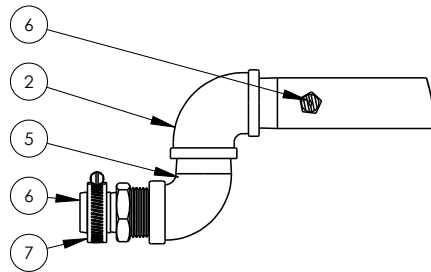
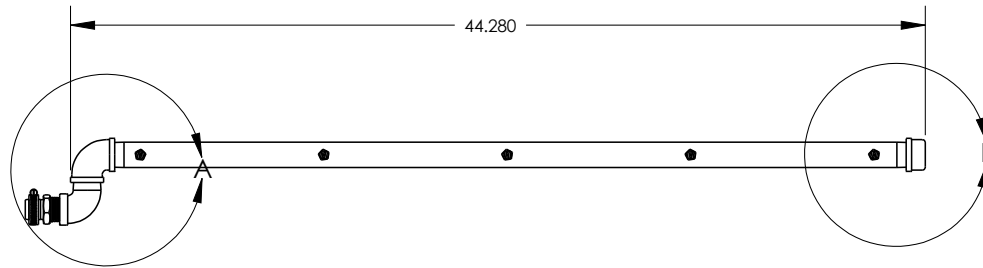




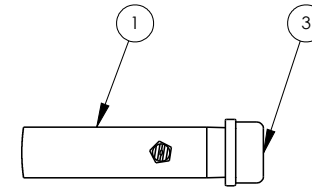
# Section 2 - Debris Pickup

## 204G15 - BELT CONVEYER MOTOR

ITEM NO.	PART NUMBER	Default/QTY.	DESCRIPTION
1	6502475	1	ELEVATOR FLUSHER PIPE
2	29281	1	ELBOW, 1" NPT BRASS
3	29282	1 <td CAP, 1" NPT BRASS	
6	64526	5	NOZZLE, 1.5 GPM, 1/4 NPT
5	53073	1	STREET ELBOW, 1.0NPT X 90DEG
6	20062	1	HOSE BARB 1" NPT X 1"
7	25182	1	CLAMP, HOSE 1-1/2 SIZE 16



DETAIL A

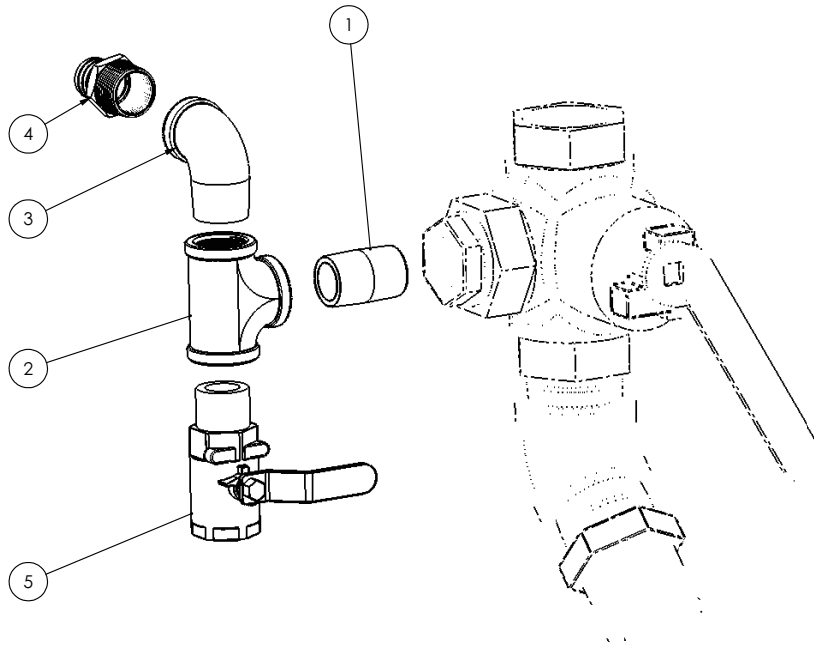


DETAIL B

## Section 2 - Debris Pickup

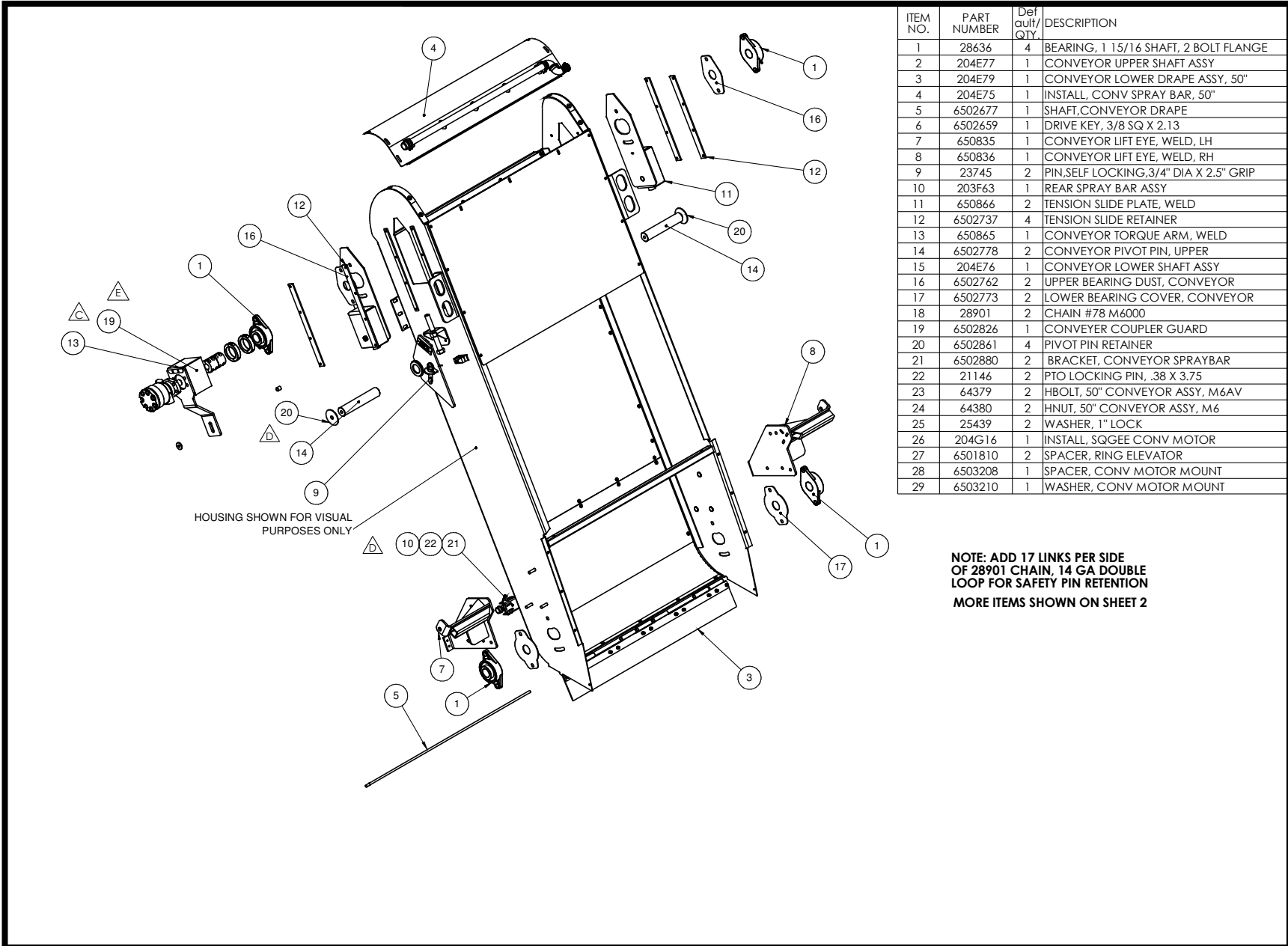
### 204S01 - BELT CONVEYER WATER FILL

ITEM NO.	PART NUMBER	QTY.	DESCRIPTION
1	20259	1	1.0 CLOSE NIPPLE, STEEL
2	64762	1	TEE, 1" NPT , GALVANIZED
3	53073	1	STREET ELBOW, 1.0NPT X 90DEG
4	20062	1	HOSE BARB 1" NPT X 1"
5	27029	1	1.0 BALL VALVE, BRASS



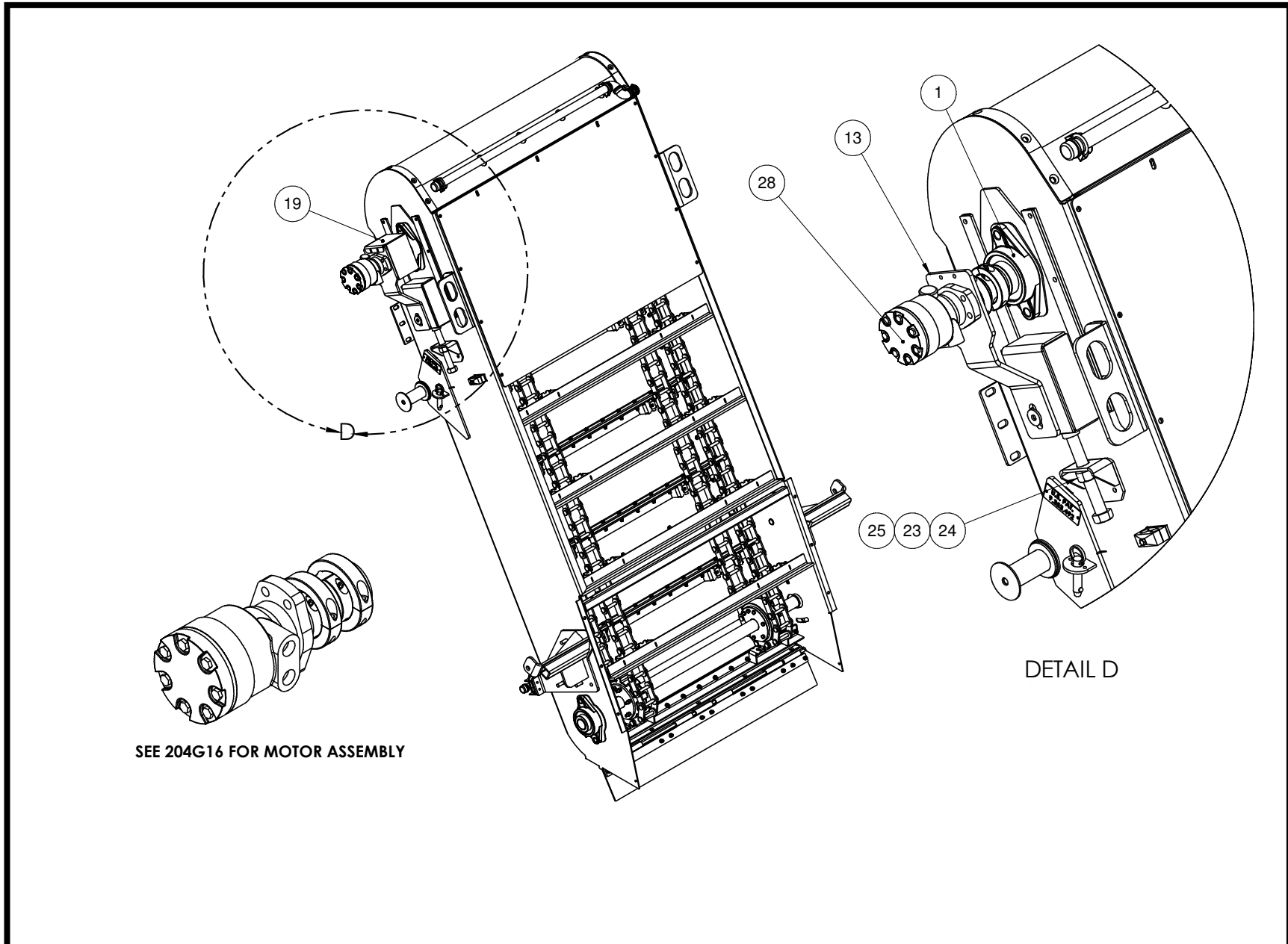
# Section 2 - Debris Pickup

## 204E80 - 50" SQUEEGEE CONVEYOR



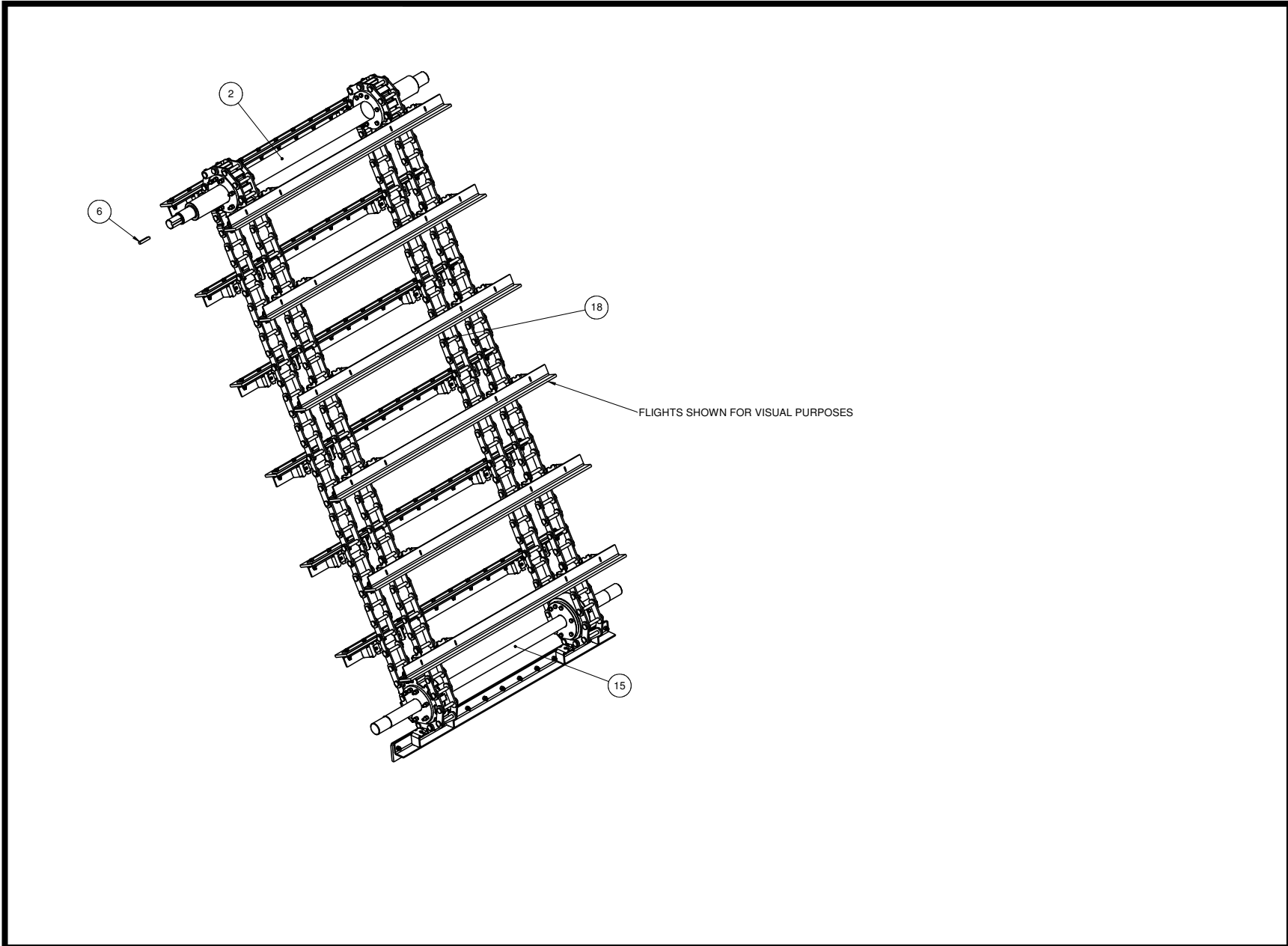
## Section 2 - Debris Pickup

204E80 - 50" SQUEEGEE CONVEYOR



## Section 2 - Debris Pickup

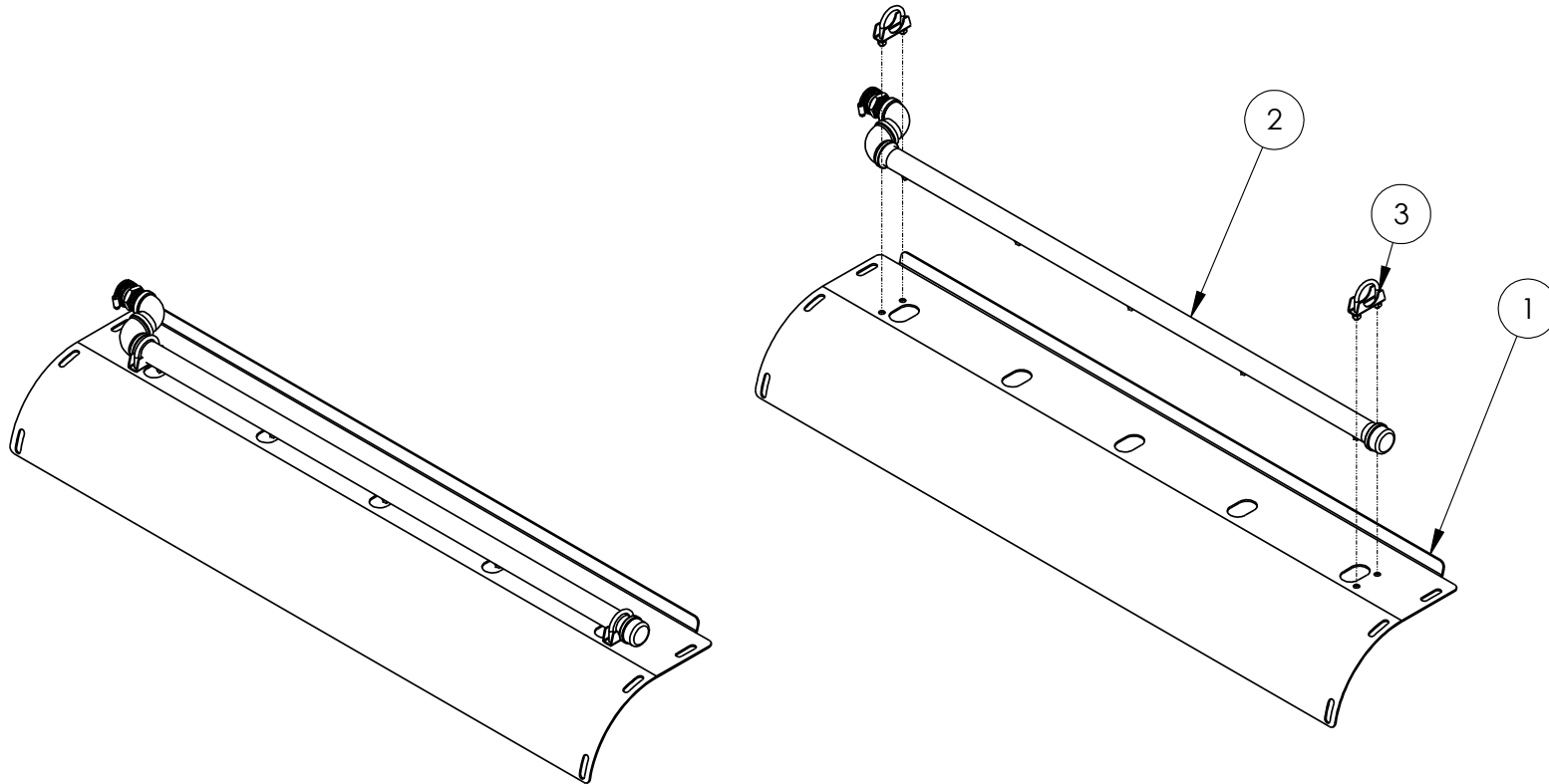
### 204E80 - 50" SQUEEGEE CONVEYOR



## Section 2 - Debris Pickup

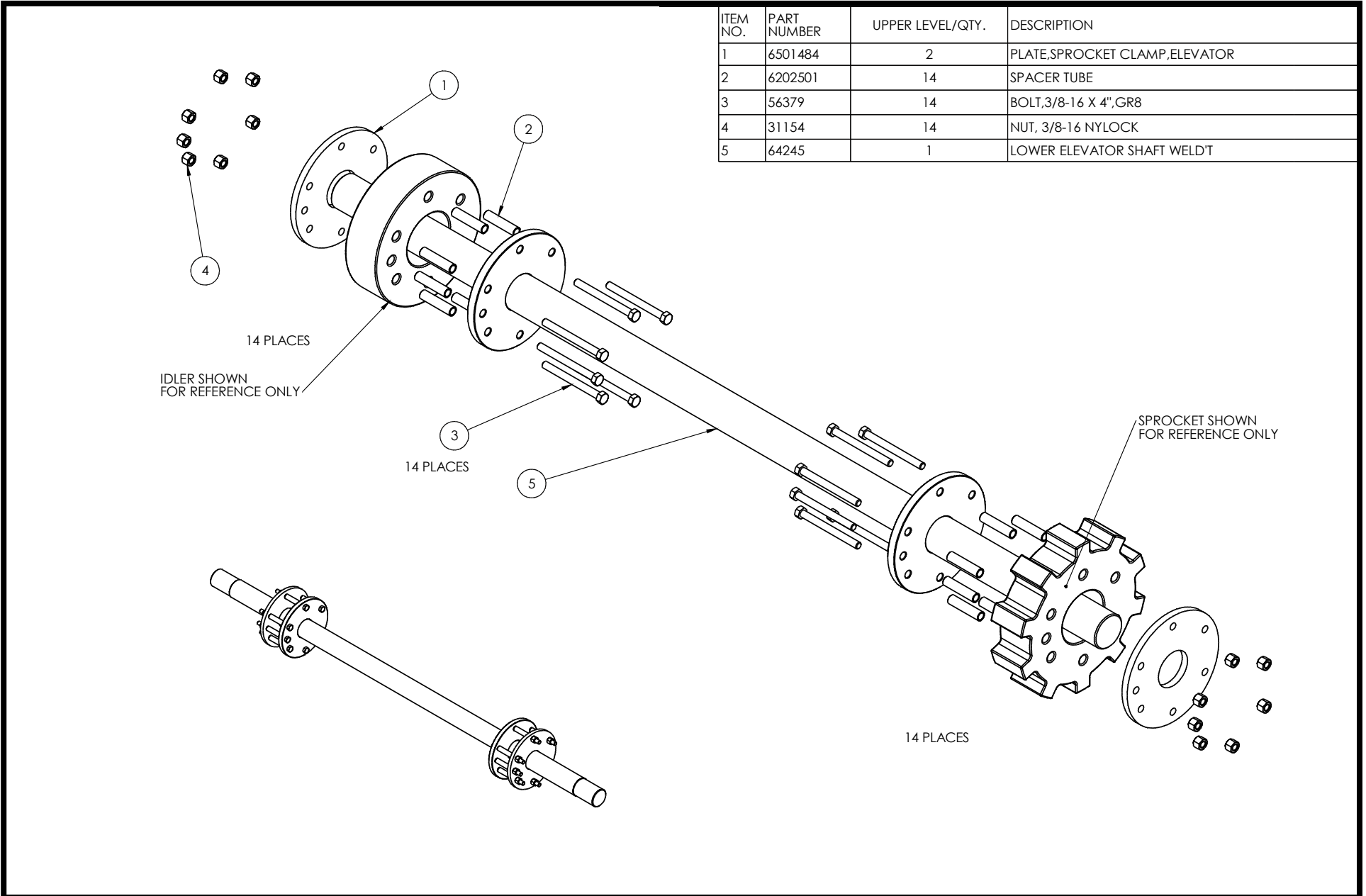
### 204E75 - CONVEYOR SPRAY BAR

ITEM NO.	PART NUMBER	QTY.	DESCRIPTION
1	6502476	1	PLATE, CONVEYOR FLUSH MNT, 50"
2	204E74	1	ELEVATOR, SPRAY BAR ASSY
3	23248	2	CLAMP, 1-1/4 MUFFLER U BOLT



# Section 2 - Debris Pickup

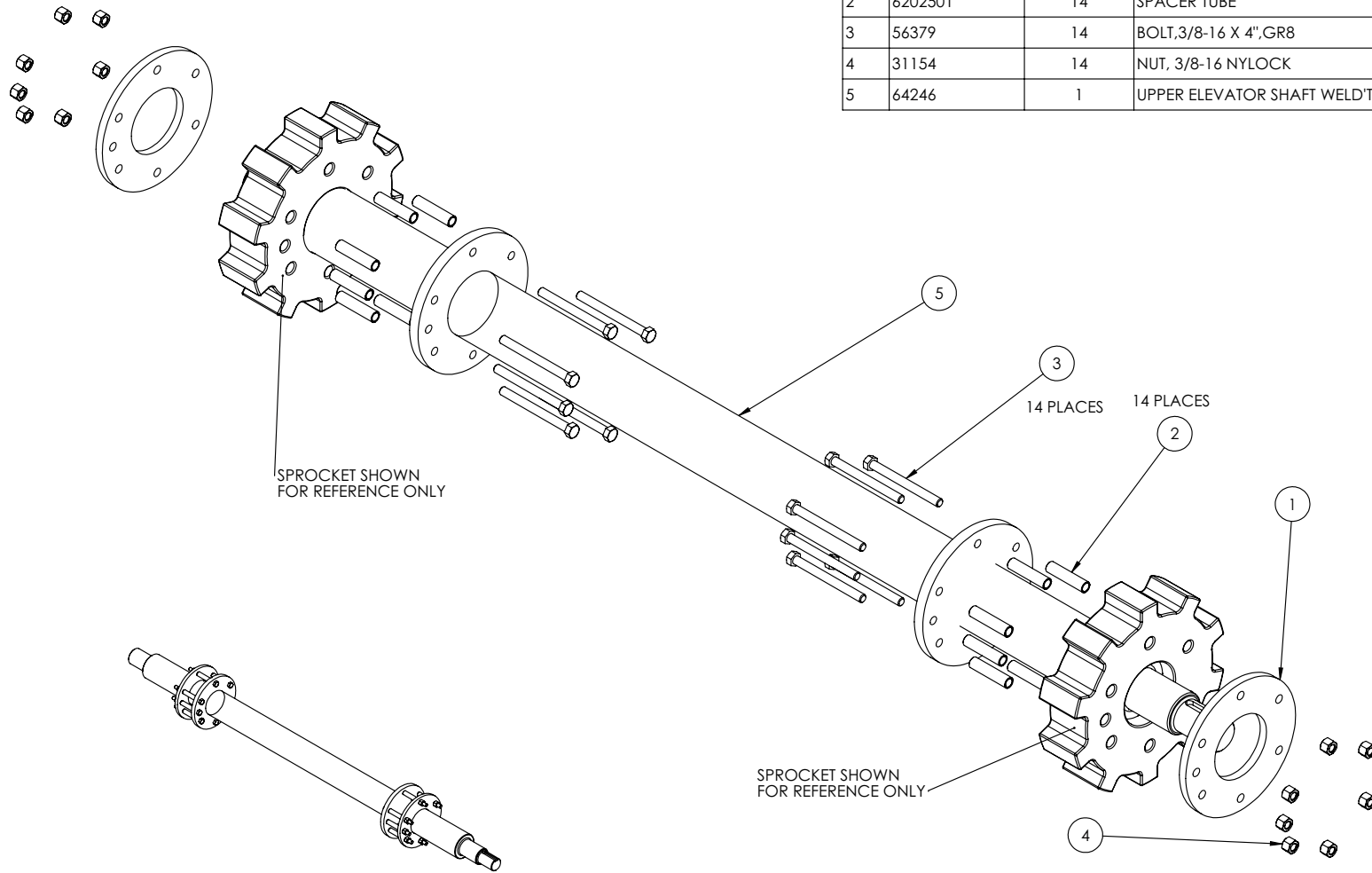
## 204E76 - ELEVATOR LOWER SHAFT



# Section 2 - Debris Pickup

## 204E77 - ELEVATOR UPPER SHAFT

ITEM NO.	PART NUMBER	UPPER LEVEL/QTY.	DESCRIPTION
1	6501120	2	CHAIN SPROCKET CLAMP PLATE
2	6202501	14	SPACER TUBE
3	56379	14	BOLT, 3/8-16 X 4", GR8
4	31154	14	NUT, 3/8-16 NYLOCK
5	64246	1	UPPER ELEVATOR SHAFT WELD'T

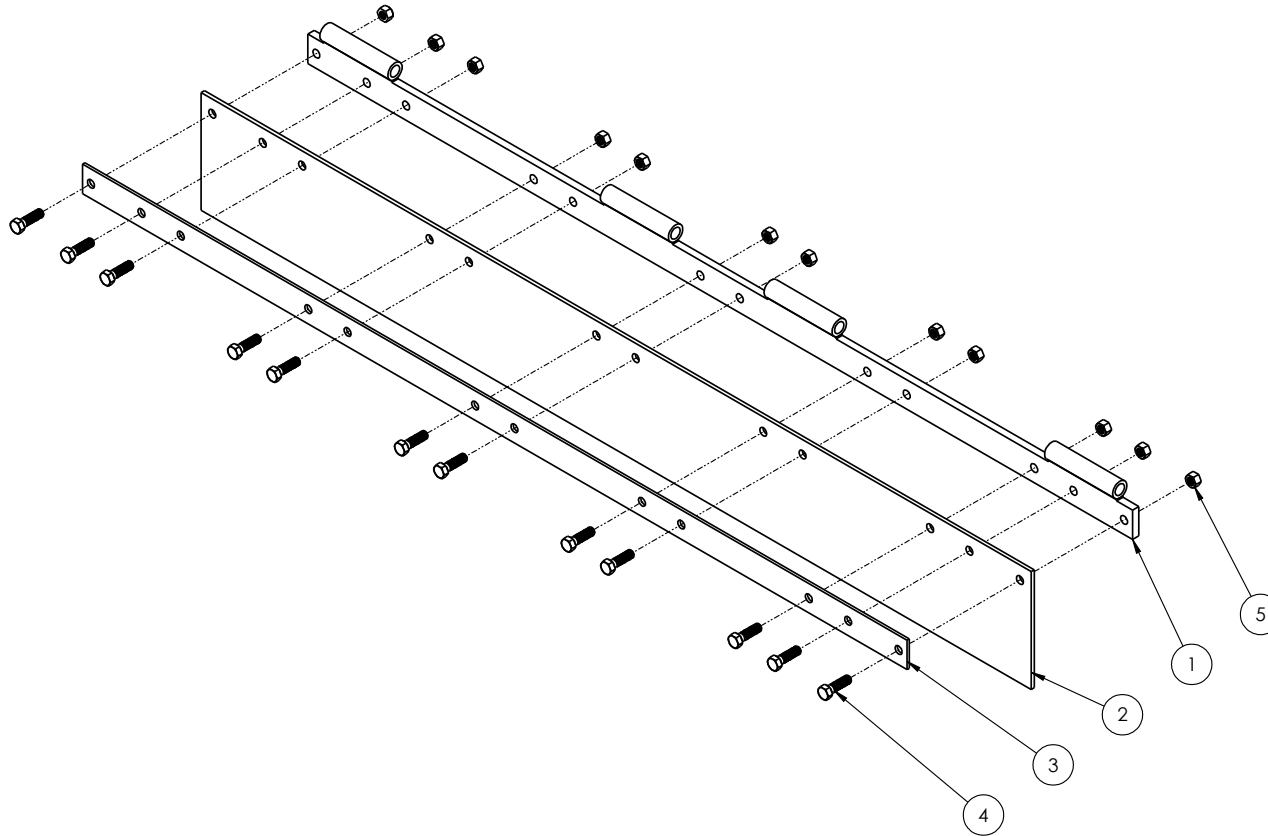




## Section 2 - Debris Pickup

### 204E79 - CONVEYOR LOWER DRAPE

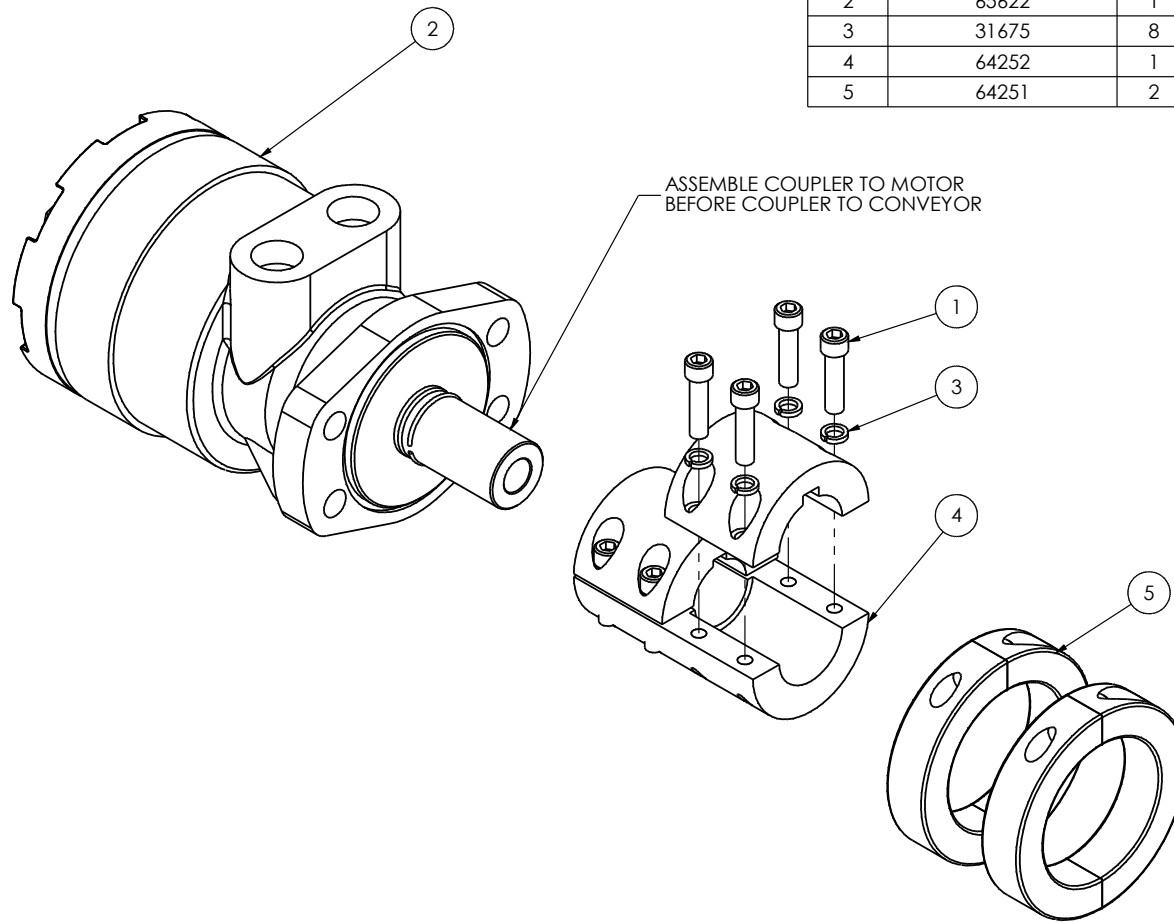
ITEM NO.	PART NUMBER	QTY.	DESCRIPTION
1	650828	1	CONVEYOR DRAPE BRCKT WELD, 50"
2	64249	1	ELEVATOR DRAG SKIRT
3	6502484	1	DRAPE, CONVEYOR, 50"
4	30674	12	HHCS 3/8-16 X 1.25
5	31138	12	3/8-16 HEX NUT



## Section 2 - Debris Pickup

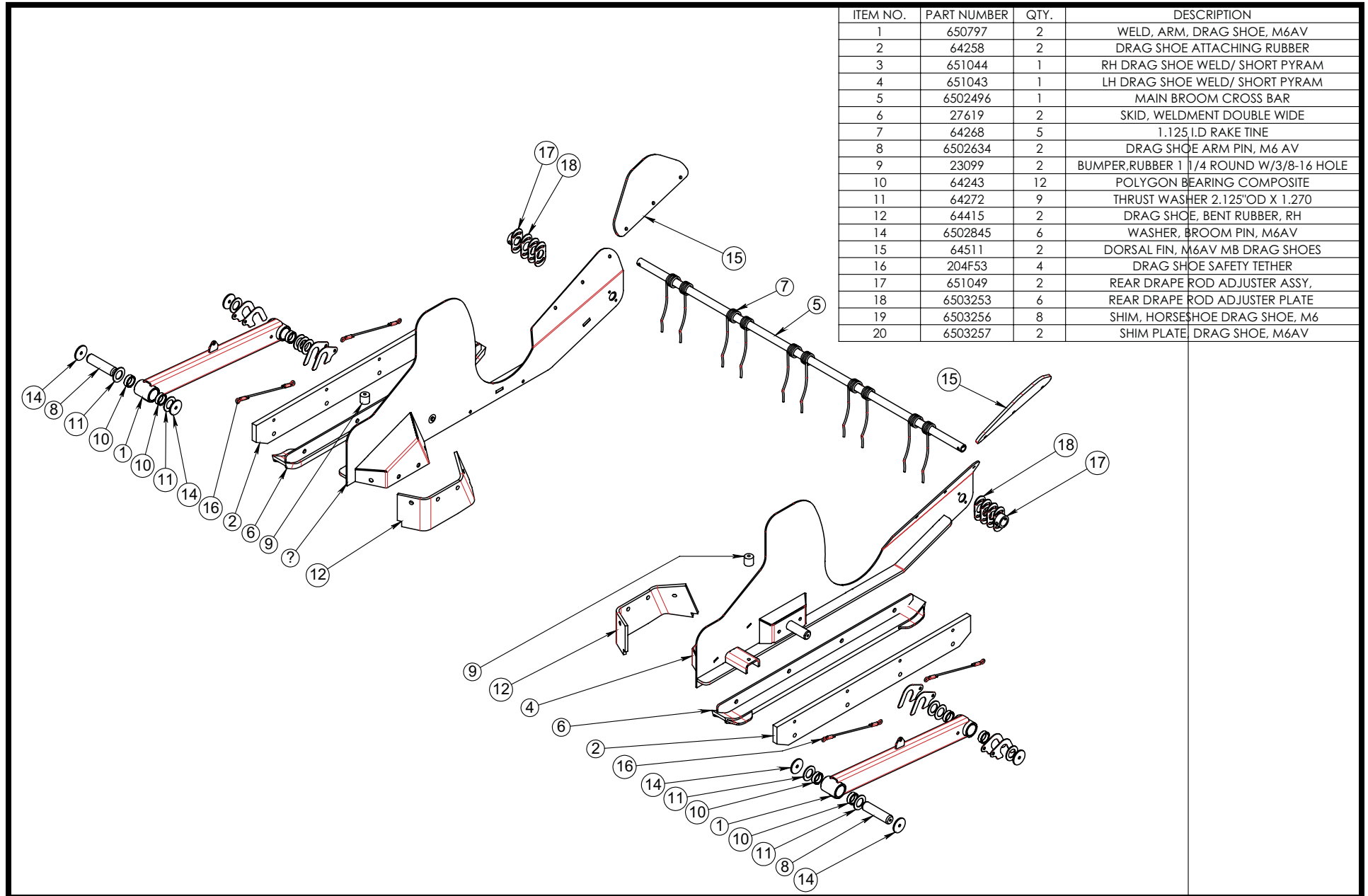
### 204G16 - SQUEEGEE CONVEYOR MOTOR

ITEM NO.	PART NUMBER	QTY.	DESCRIPTION
1	31411	8	5/16-18 X 1.25" SHCS
2	65622	1	HYDRAULIC MOTOR, ELEVATOR
3	31675	8	5/16 HI COLLAR LOCK WASHER
4	64252	1	SHAFT COUPLER
5	64251	2	SHAFT COLLAR



# Section 2 - Debris Pickup

## 204E96 - DRAG SHOES MOUNT, SQUEEGEE

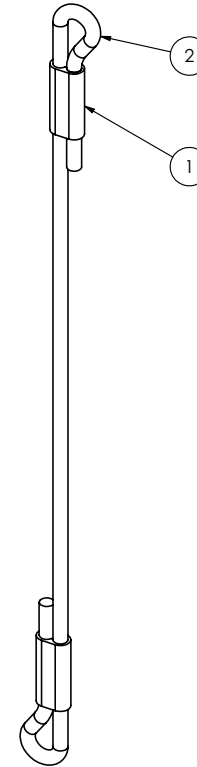
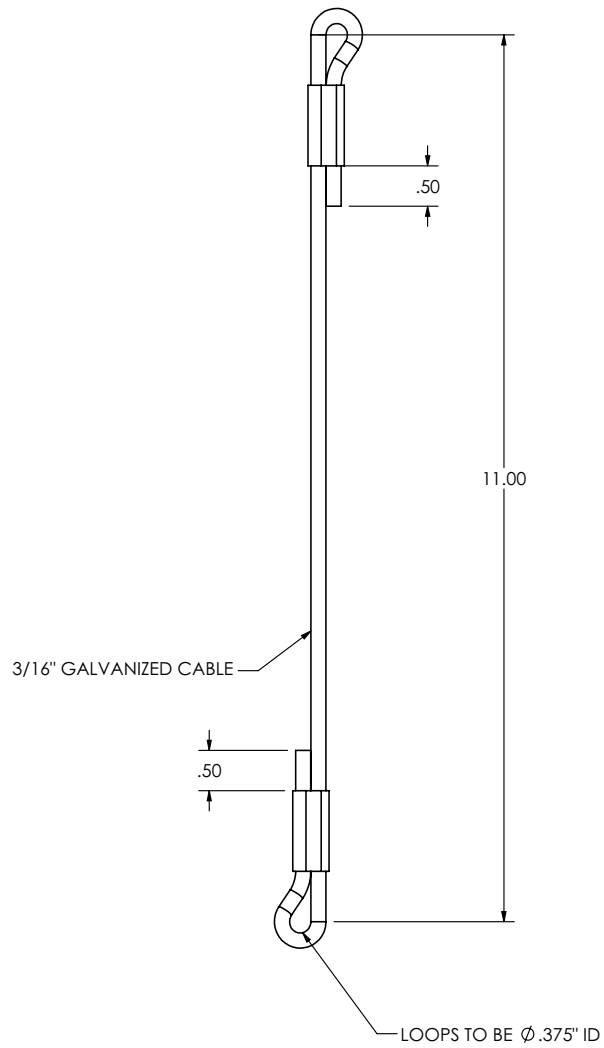


ITEM NO.	PART NUMBER	QTY.	DESCRIPTION
1	650797	2	WELD, ARM, DRAG SHOE, M6AV
2	64258	2	DRAG SHOE ATTACHING RUBBER
3	651044	1	RH DRAG SHOE WELD/ SHORT PYRAM
4	651043	1	LH DRAG SHOE WELD/ SHORT PYRAM
5	6502496	1	MAIN BROOM CROSS BAR
6	27619	2	SKID, WELDMENT DOUBLE WIDE
7	64268	5	1.125 I.D RAKE TINE
8	6502634	2	DRAG SHOE ARM PIN, M6 AV
9	23099	2	BUMPER,RUBBER 1 1/4 ROUND W/3/8-16 HOLE
10	64243	12	POLYGON BEARING COMPOSITE
11	64272	9	THRUST WASHER 2.125"OD X 1.270
12	64415	2	DRAG SHOE, BENT RUBBER, RH
14	6502845	6	WASHER, BROOM PIN, M6AV
15	64511	2	DORSAL FIN, M6AV MB DRAG SHOES
16	204F53	4	DRAG SHOE SAFETY TETHER
17	651049	2	REAR DRAPE ROD ADJUSTER ASSY,
18	6503253	6	REAR DRAPE ROD ADJUSTER PLATE
19	6503256	8	SHIM, HORSESHOE DRAG SHOE, M6
20	6503257	2	SHIM PLATE, DRAG SHOE, M6AV

# Section 2 - Debris Pickup

## 204F53 -DRAG SHOE TETHER

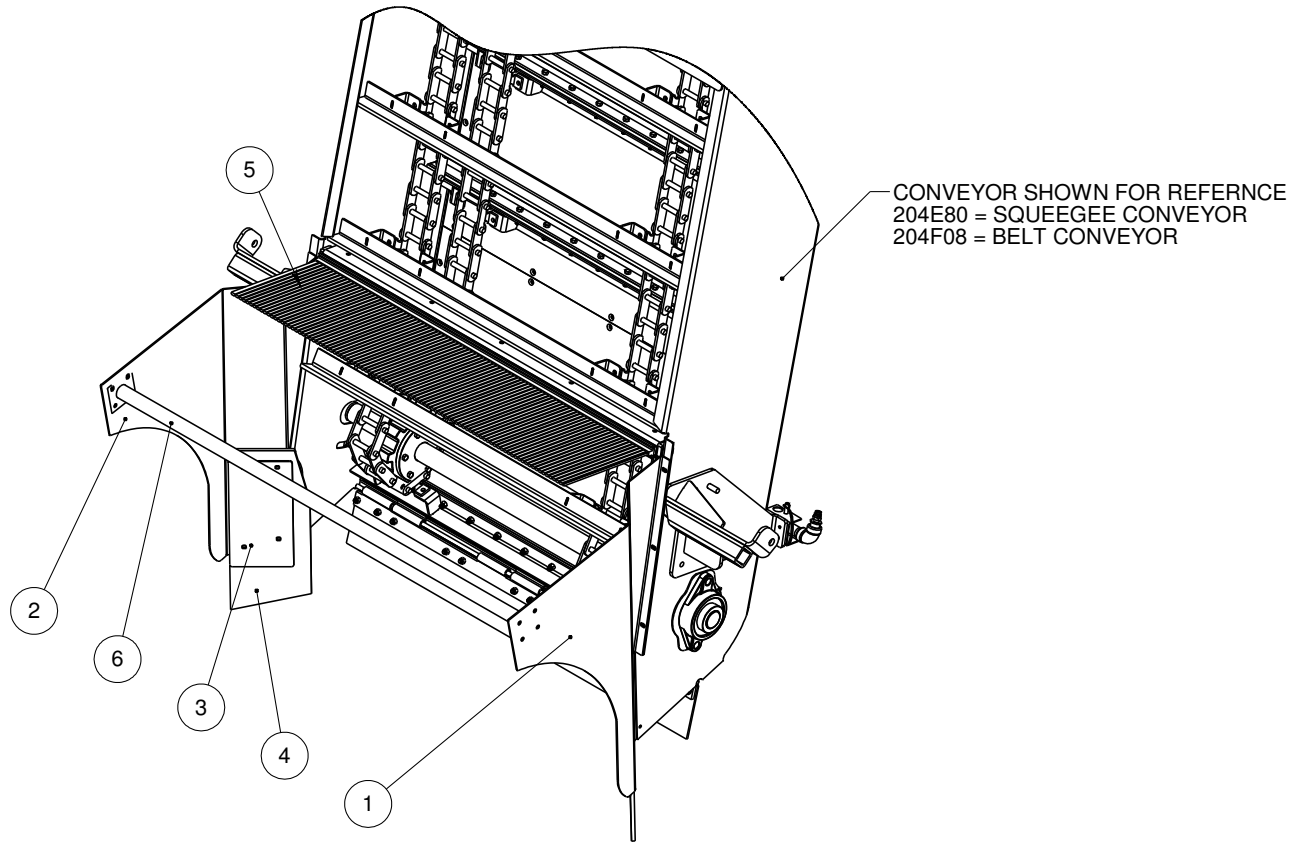
ITEM NO.	PART NUMBER	QTY.	DESCRIPTION
1	62468	2	SLEEVE, ALUMINUM, 3/16
2	22099-19	1	M6AV DRAG SHOE TETHER



## Section 2 - Debris Pickup

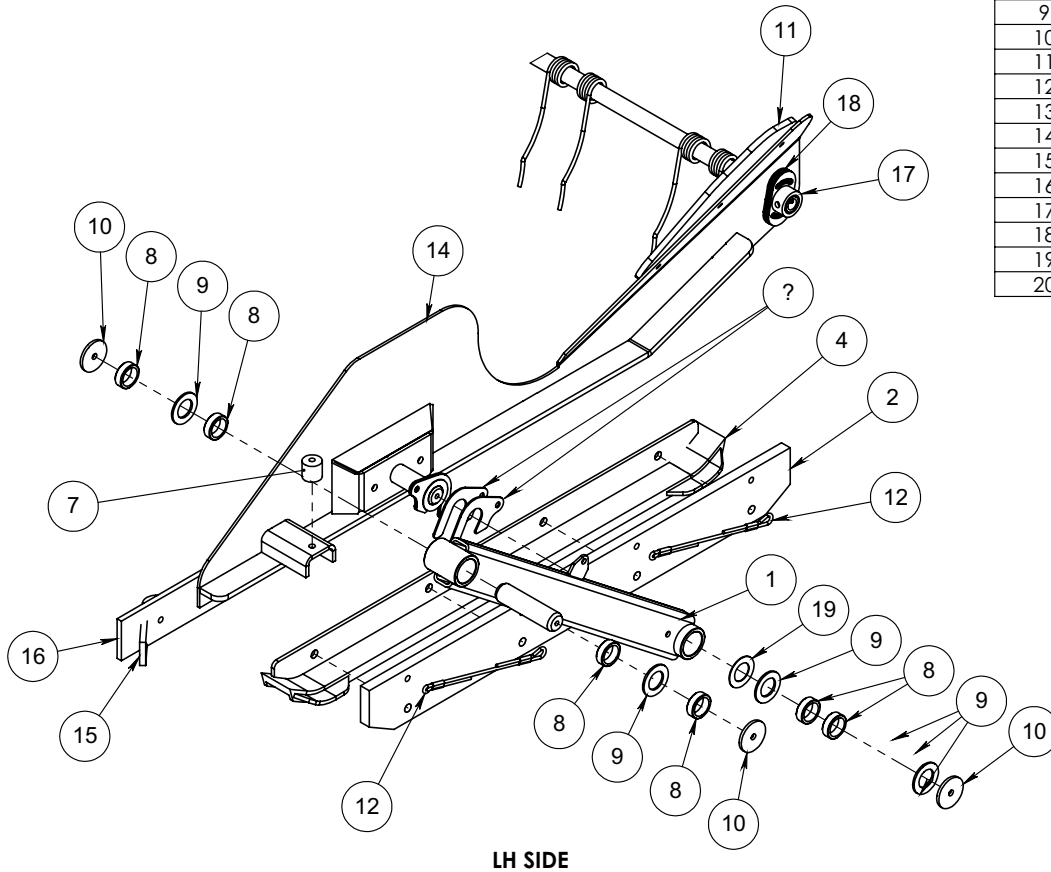
### 204E93 - LOWER CONVEYER MOUNT, SQUEEGEE

ITEM NO.	PART NUMBER	QTY.	DESCRIPTION
1	6502882	1	LOWER CONVEYOR SHROUD, RH
2	6502883	1	LOWER CONVEYOR SHROUD, LH
3	6502547	2	RETAINER PLATE
4	64303	2	ELEVATOR SIDE DEFLECTOR
5	650827	1	DIRT DEFLECTOR MAIN BROOM
6	650880	1	LOWER ELEV CROSS BAR, WELD



# Section 2 - Debris Pickup

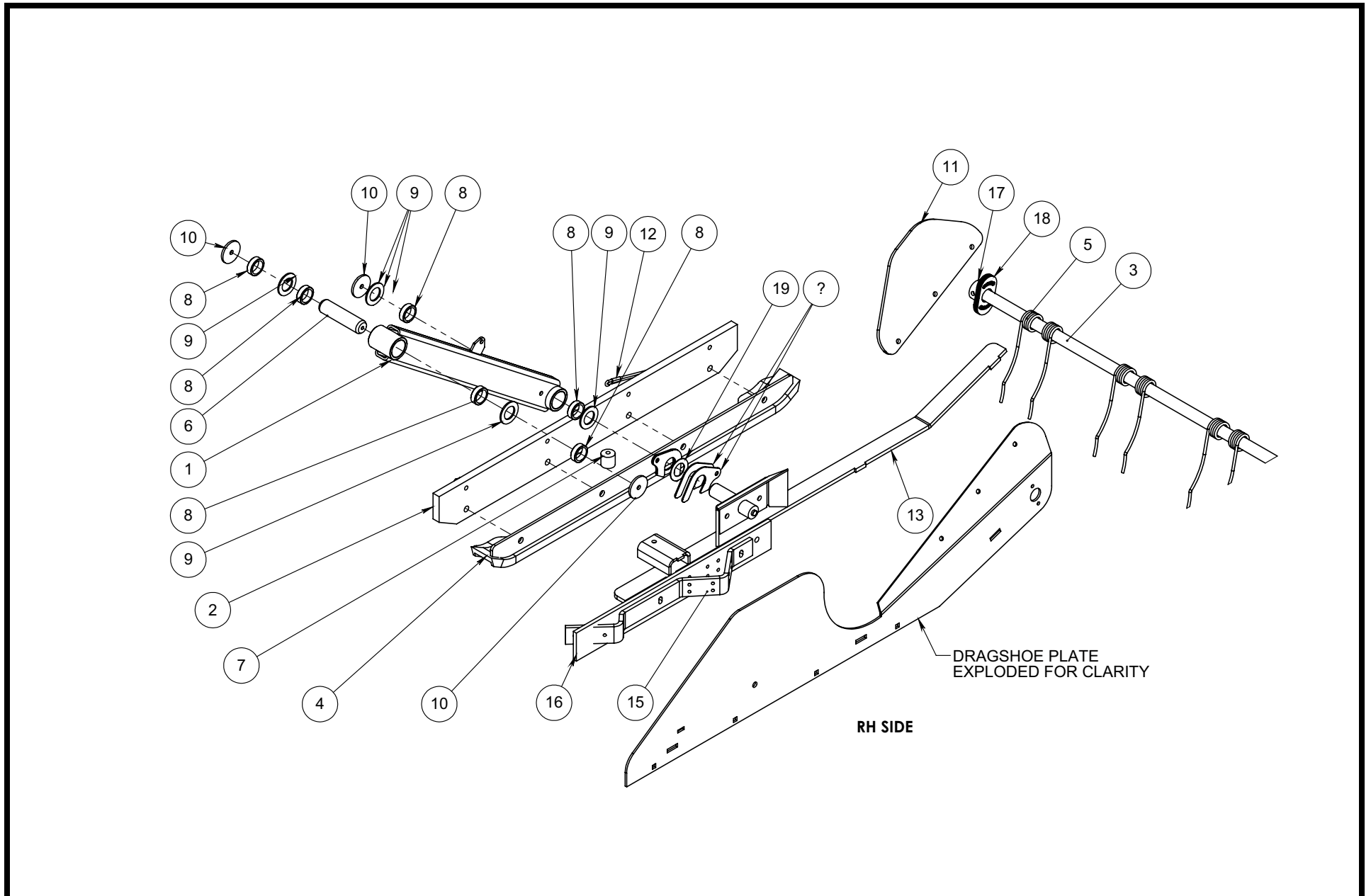
## 204F85 - DRAG SHOES MOUNT, BELT



ITEM NO.	PART NUMBER	QTY.	DESCRIPTION
1	650797	2	WELD, ARM, DRAG SHOE, M6AV
2	64258	2	DRAG SHOE ATTACHING RUBBER
3	6502496	1	MAIN BROOM CROSS BAR
4	27619	2	SKID, WELDMENT DOUBLE WIDE
5	64268	5	1.125 I.D RAKE TINE
6	6502634	2	DRAG SHOE ARM PIN, M6 AV
7	23099	2	BUMPER,RUBBER 1 1/4 ROUND W/3/8-16 HOLE
8	64243	12	POLYGON BEARING COMPOSITE
9	64272	8	THRUST WASHER 2.125"OD X 1.270
10	6502845	6	WASHER, BROOM PIN, M6AV
11	64511	2	DORSAL FIN, M6AV MB DRAG SHOES
12	204F53	4	DRAG SHOE SAFETY TETHER
13	650957	1	WELD, DRAG SHOE, RH BELT
14	650956	1	WELD, DRAG SHOE, LH BELT
15	6502945	2	BACKING, LOWER CONVEYOR RUBBER
16	64881	2	LOWER BELT CONEYOR RUBBER
17	651049	2	REAR DRAPE ROD ADJUSTER ASSY,
18	6503253	6	REAR DRAPE ROD ADJUSTER PLATE
19	6503257	4	SHIM PLATE, DRAG SHOE, M6AV
20	6503256	8	SHIM, HORSESHOE DRAG SHOE, M6

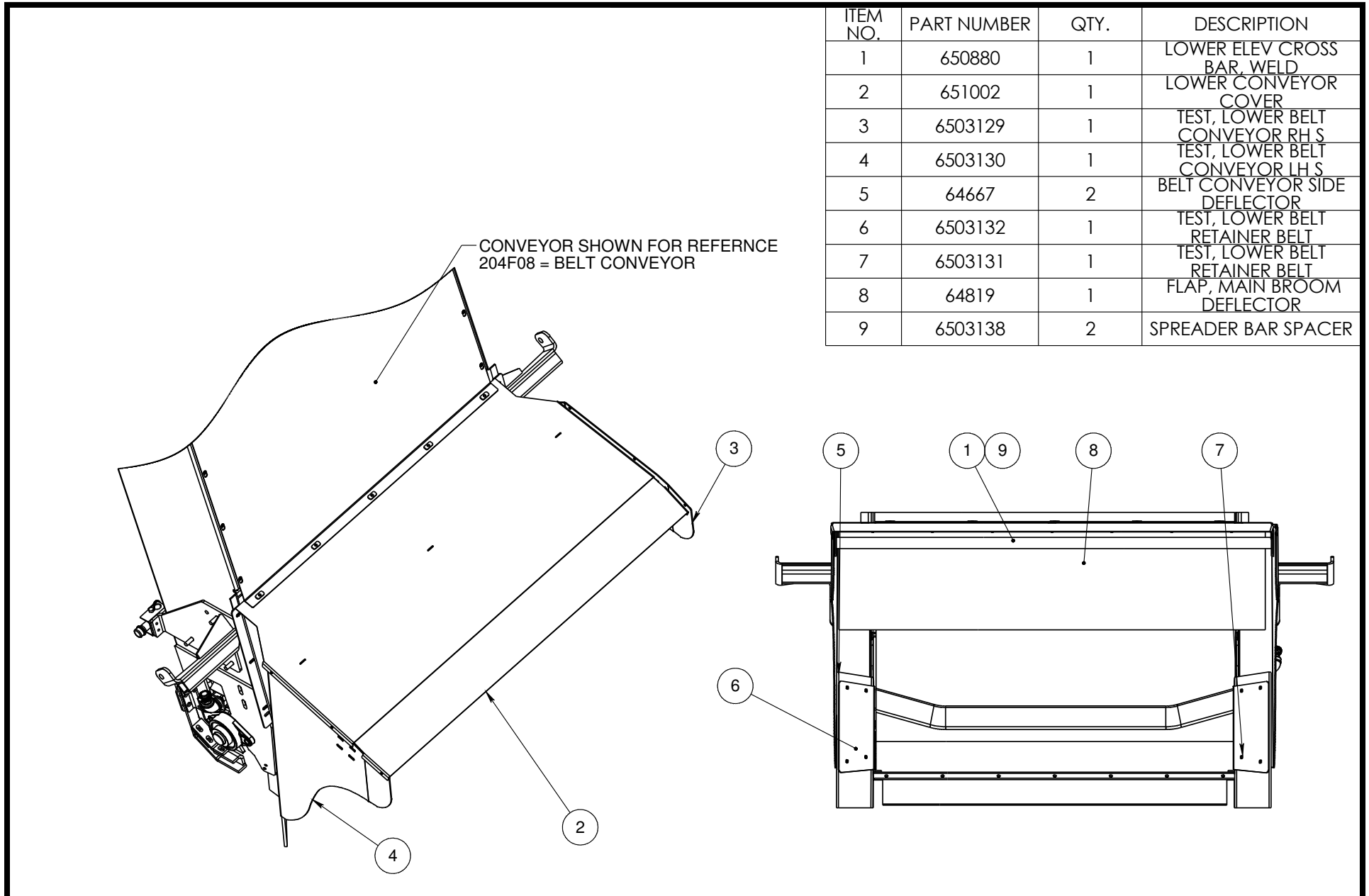
## Section 2 - Debris Pickup

### 204F85 - DRAG SHOES MOUNT, BELT



## Section 2 - Debris Pickup

### 204F72 - LOWER CONVEYER MOUNT, BELT





# Hopper

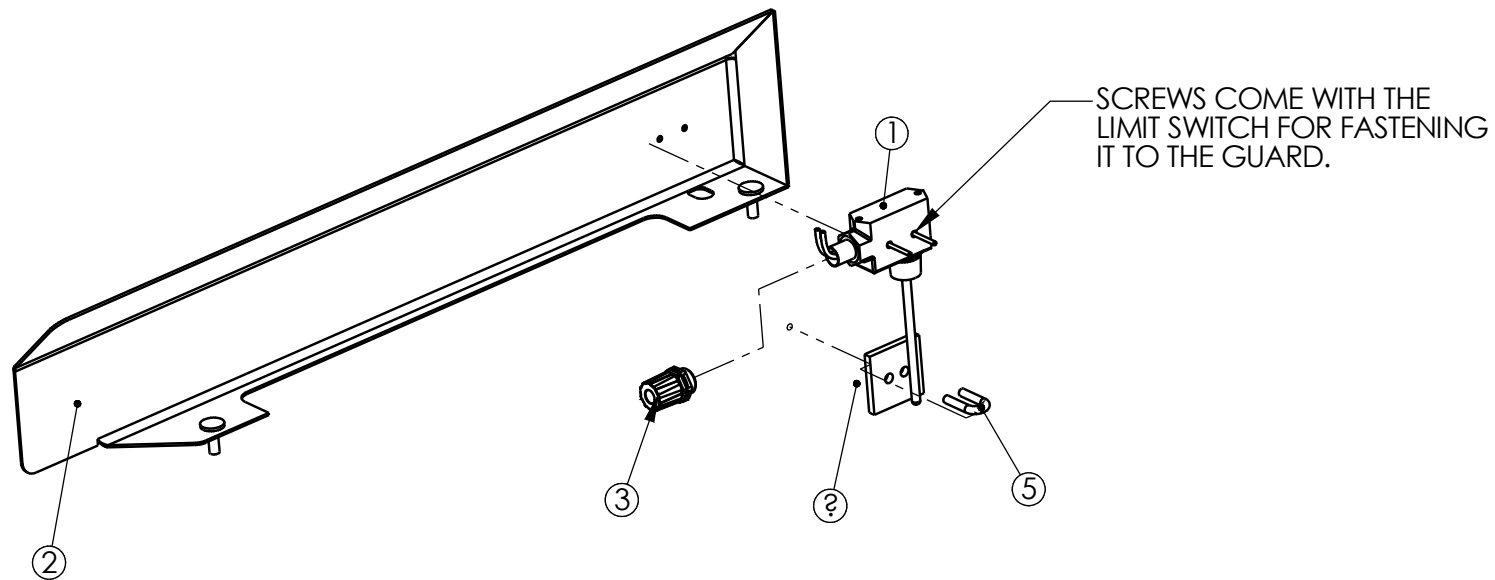
---

3

## Section 3 - Hopper

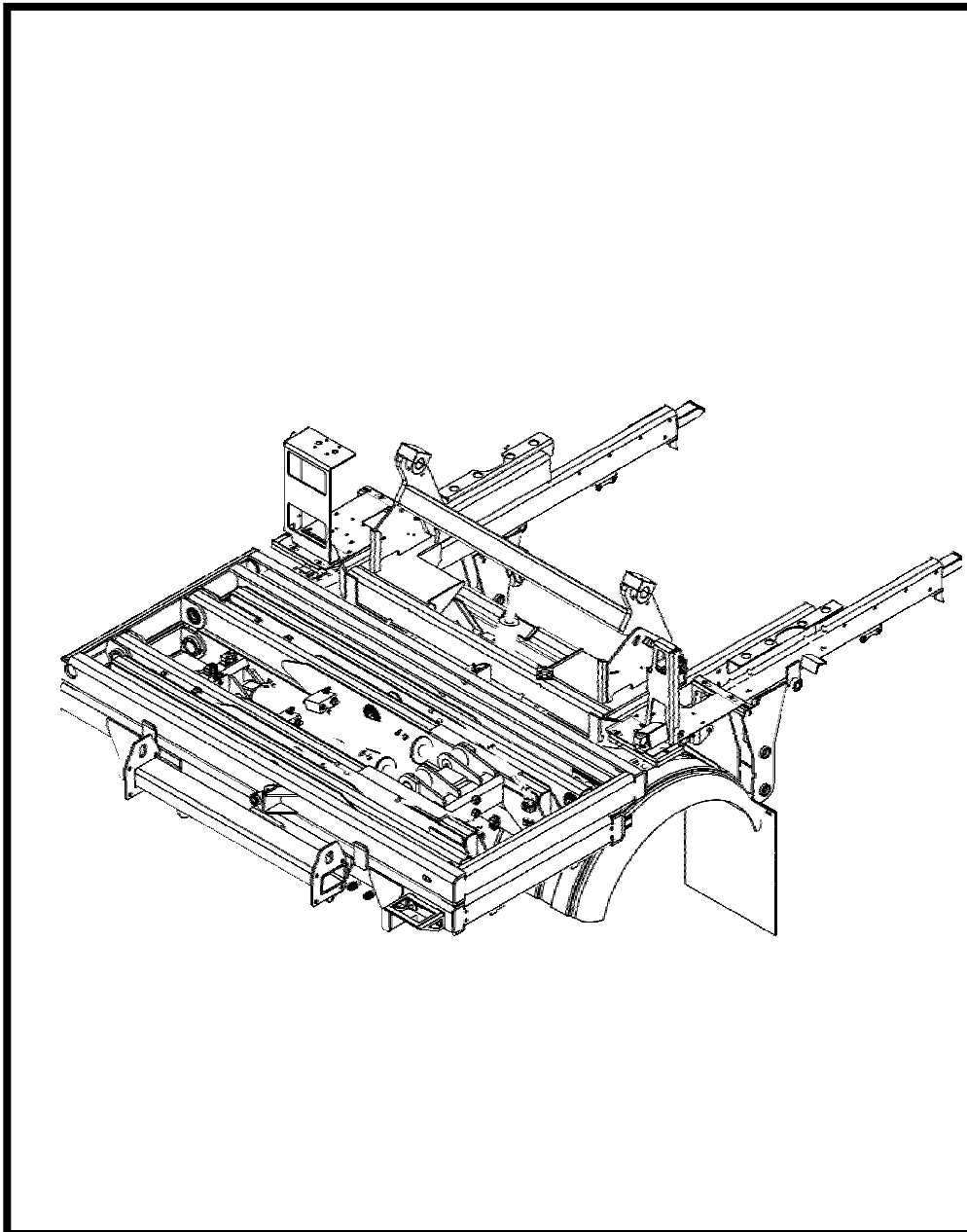
### 204G70- HOPPER FULL INDICATOR

ITEM NO.	QTY.	PART NO.	DESCRIPTION
1	1	21506	LIMIT SWITCH
2	1	650415	GUARD HOPPER FULL INDICATOR SWITCH
3	1	26764	STRAIN RELIEF
4	1	6501599	LIMIT SWITCH PADDLE HOPPER FUL
5	1	20818	1/4" CABLE CLAMP U-BOLT



# Section 3 - Hopper

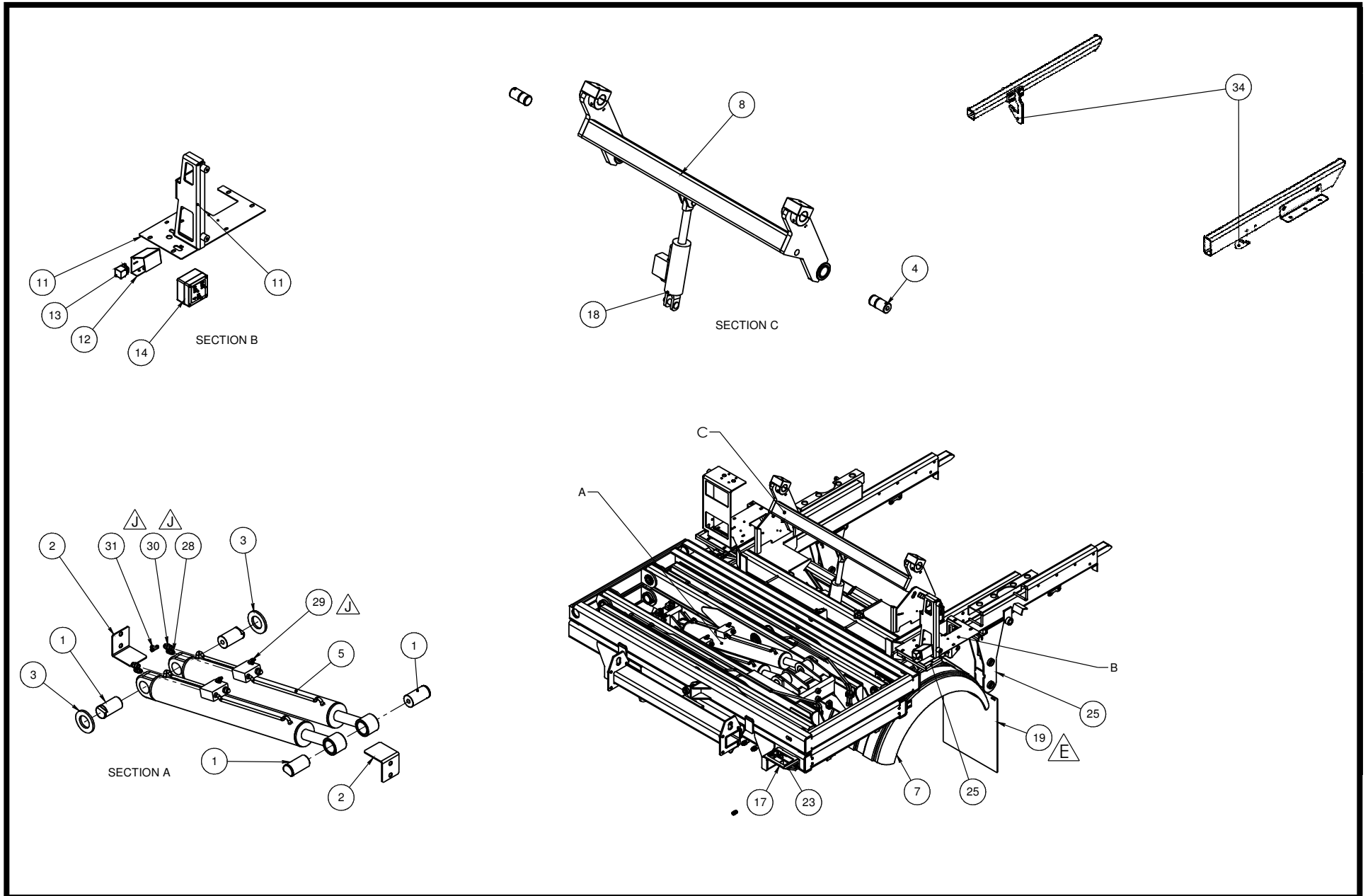
## 204F03 - SCISSOR LIFT



ITEM NO.	PART NUMBER	DRAWING VIEW/QTY.	DESCRIPTION
1	6500690	4	LIFT CYLINDER PIN
2	6501009	2	LIFT CYL PIN RETAINER
3	6501806	2	CYLINDER RING SPACER
4	6500771	2	PIN, ELEVATOR LINK, LOWER
5	28574	2	CYLINDER, 4 X 34.5, HYDRAULIC
6	204F32	1	RH ELEV PRX SEATED ASSY
7	62451	1	FENDER, GLOBAL SWEEPER
8	204F33	1	ELEVATOR LIFT BAR, ASSY
9	61044	4	ADAPTER, 1/2" MORB BULKHEAD
10	61043	2	3/8" MORFS X 1/2" MORB
11	204F56	1	SIDE DOOR LATCHES
12	6502913	1	BRACKET, LEFT SIDE HOPPER POX
13	61441	2	TURCK PRX SWITCH & BRKT
14	204F65	1	HOPPER SWITCHES, NEMA ASSY
15	61407	1	HARDLINES, LOAD LEV KIT
16	61412	1	HARDLINES, STANDARD KIT
17	68125	1	RUBBER PAD, SAFETY PROP BRKT
18	28786	1	CYLINDER, 3 X 6.5, HYDRAULIC
19	64621	2	MUD FLAP 22 X 26 X 1/4
20	61990	8	UNION, 1/2" MORFS X 1/2" MORFS
21	6503082	2	BRACKET, TRUCK BODY PANEL
22	6503217	2	BRACKET, SPACE SWEEP FRAME 1/4"
23	6503135	1	SAFETY PROP BRACKET, M6AV
24	6503215	1	EXTRA G/B LIGHT OPTION BRACKET
25	64976	1	FRAME SCISSOR LIFT LINK ASSEM
26	6503276	1	PROX SENSOR BRACKET
27	6503277	1	SLIDING PROX SENSOR BRACKET
28	61014	2	1/2" MORFS X 1/2" MORB
29	61028	2	ELBOW, 90 1/4 MORFS X 1/4 MORB
30	61031	2	1/2" MORFS X 5/8" MORB
31	62055	1	TEE, 1/4" X 1/4" X 1/4" MORFS
32	5223153	2	BRACKET, CLAMP, HYD HOSE, M6
33	5223154	2	CLAMP, HYD HOSE, M6
34	651125	2	WELD, GB STOW HOOK, FIXED M6A

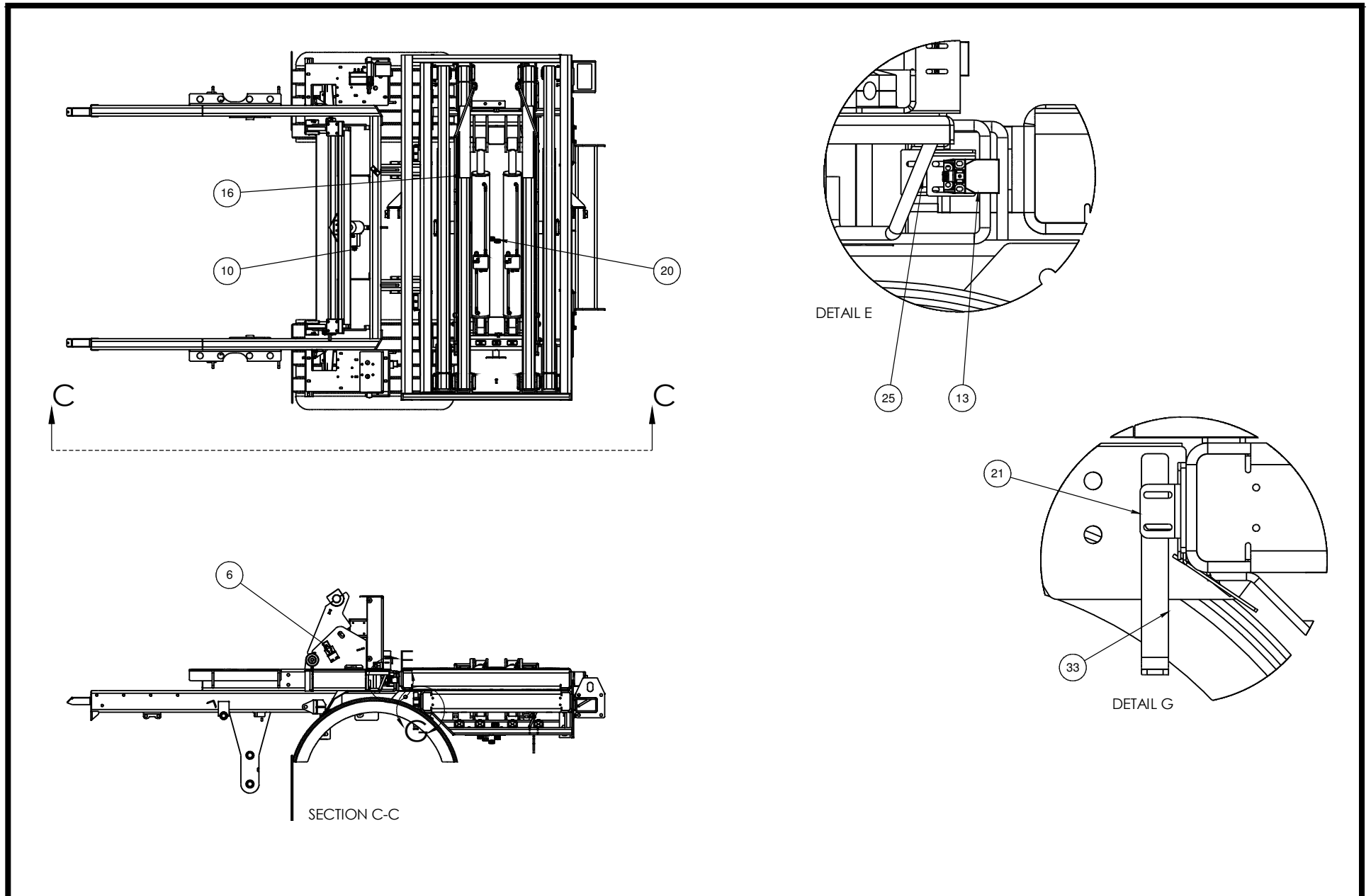
# Section 3 - Hopper

## 204F03 - SCISSOR LIFT



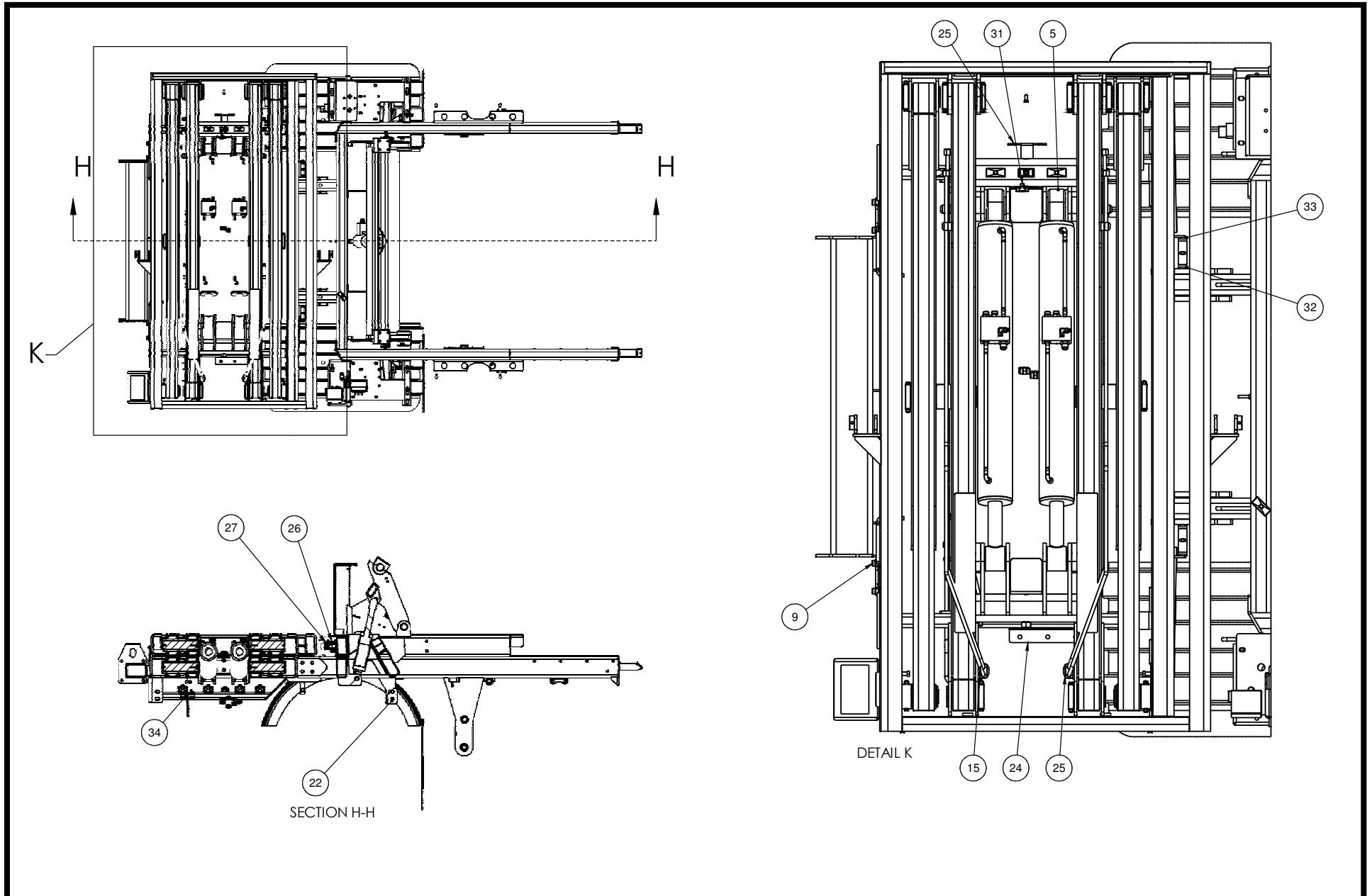
# Section 3 - Hopper

204F03 - SCISSOR LIFT



# Section 3 - Hopper

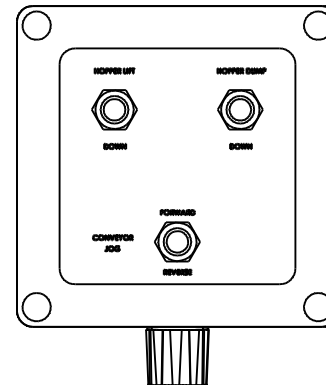
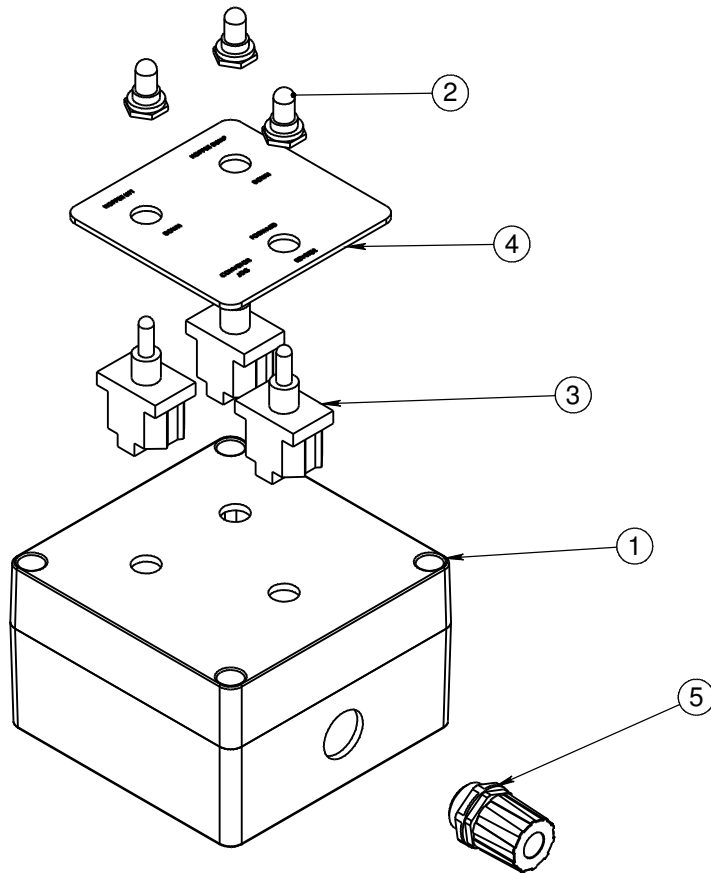
204F03 - SCISSOR LIFT



# Section 3 - Hopper

## 204F65 - HOPPER SWITCHES

ITEM NO.	PART NUMBER	QTY.	DESCRIPTION
1	6502916	1	NEMA ENCLOSURE, M6AV SWITCHES
2	20122	3	RUBBER SWITCH BOOT
3	23006	3	SWITCH, 6 TERM WATERPROOF
4	64628	1	DECAL, HOPPER DUMP SWITCHES
5	26764	1	STRAIN RELIEF



# Section 3 - Hopper

## 204E99 - TRUCK BODY

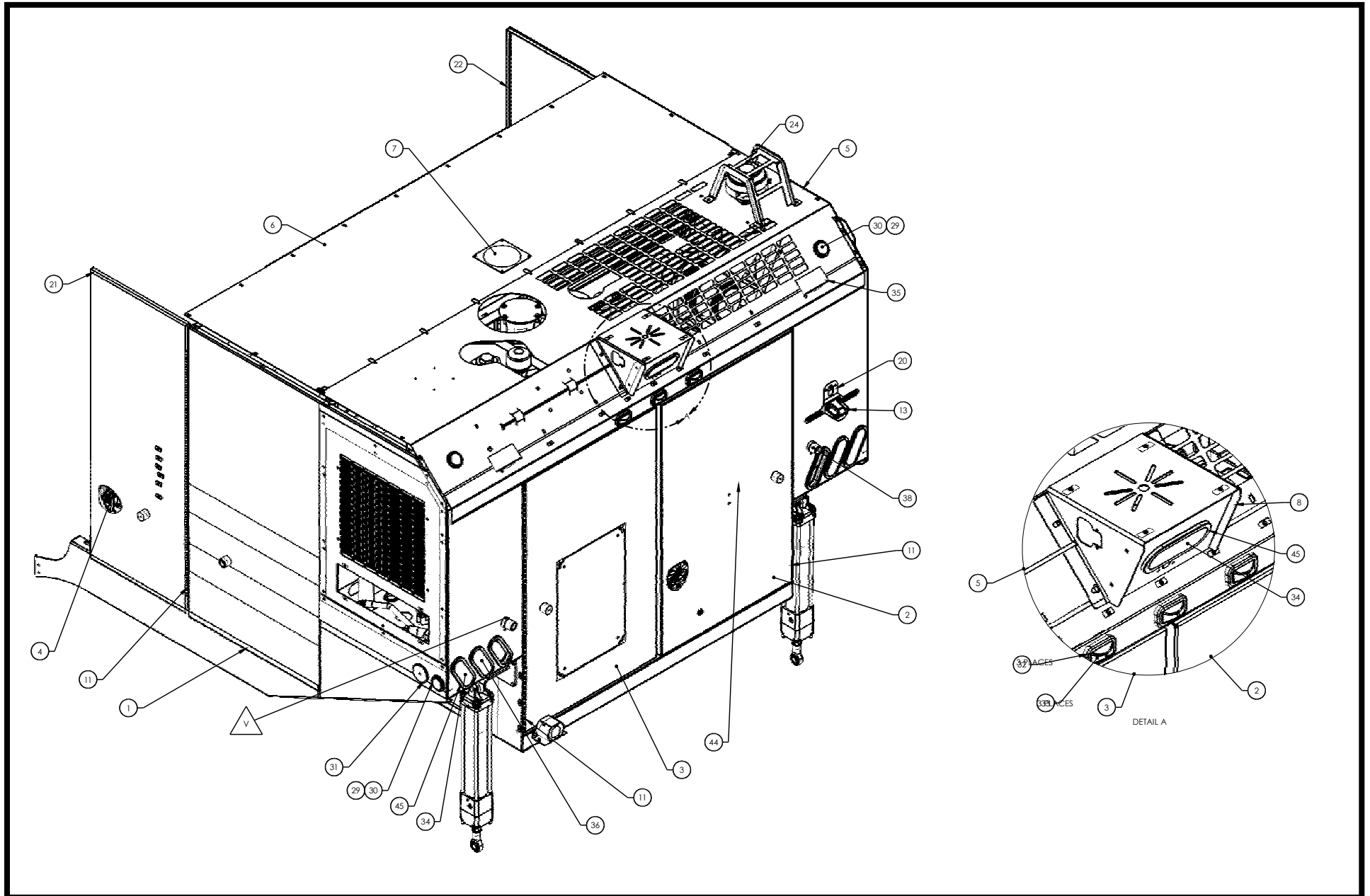
ITEM NO.	QTY	PART NUMBER	DESCRIPTION	ITEM NO.	QTY	PART NUMBER	DESCRIPTION
1	1	650852	TRUCK BODY, M6 SE/TE 2013	32	3	28737	GROMMET, RUBBER MDL15
2	1	6503000	CNG DOOR, RH TRUCK BODY	33	3	28736	LAMP, MDL15
3	1	6503001	TRUCK BODY REAR DOOR, LH	34	3	55625	LIGHT, 6.5" WIDE, RED LED
4	4	29138	T-HANDLE LATCH	35	2	61541	LED PAR 36 FLOOD LIGHT
5	1	6502790	COVER, TRUCK BODY	36	2	54209	LIGHT, 6.5" WIDE, AMBER, LED
6	1	6501403	PLATE, WATER BOX BODY COVER	37	4	28698	RUBBER DOOR HOLD BACK ASSY
7	1	6501219	SENSOR, ACCESS HOLE COVER	38	4	28698-F	RUBBER DOOR HOLD BACK (FEMALE HALF)
8	1	650453	BRKTREAR STROBE MNT W/ARW BRD	39	4	30671	3/8-16 X 1.0 HEX BOLT GS
9	1	204F38	WATER RESERVOIR ASSY M6AV	40	4	31593	FLAT WASHER 3/8
10	2	650451	WATER TANK CONSTRAINT	41	1	204F24	WATER TANK DRAIN ASSY M6AV
11	4	29133	SS PIANO HINGE 2 1/2 X 48	42	2	24041	HOSE CLAMP, 2-5/16 TO 3-1/4
12	4	29148	BUMPER, RUBBER HOLLOW STEM	43	1	20831	CLAMP, 2 1/2" MUFFLER U-BOLT
13	1	55307	LIGHT, LICENSE PLATE M6000	44	1	21456	SIGN, TRIANGLE WARNING
14	1	651060	BEACON SIDE PLY, OVAL LIGHT	45	7	59875	GROMMET, OVAL 6"
15	1	204F01	ENGINE ASSY	46	4	20140	CLAMP, 1.0" RUBBER LINED
16	1	23382	BATTERY BOX, 13" X 7" X 9"	47	1	650855	HYDRAULIC TANK STAND
17	1	29037	BATTERY, 12VDC 700 CCA, TOP POST	48	1	204G32	Defoilt
18	1	6502797	PLATE, HEAT SHIELD, M6AV	49	1	204F05	WATERFILL ASSY STD TANK M6AV
19	1	203D74	ACTUATOR, THROTTLE ASSY	50	1	204F21	WATER MANIFOLD ASSY, M6AV
20	1	23242	BRKT, LICENSE PLATE	51	1	6502749	BRACKET, WATER FILTER
21	1	6501448	DOOR, LH SIDE, FRONT OPEN	52	1	651053	WATER MANIFOLD PALTE
22	1	6501449	DOOR, RH SIDE, FRONT OPEN	53	1	204F23	WATER FILTER ASSY, M6AV
23	1	650438	FLANGE TUBE, CABOVER INTAKE	54	1	54982	VALVE, WATER 3/4 NPT
24	1	28180	PRECLEANER, 3" CYCLONE	55	1	54377	ADAPTER, BULKHEAD 3/4" FNPT
25	3	22974	GROMMET, 2" UNISEAL	56	1	54718	BUSHING, 3/4 MNPT X 1/2 FNPT, BRASS
26	1	204F61	HYDRAULIC OIL COOLER ASSY, M6	57	1	20972	ELBOW, 90° 1/2" NPT BRASS
27	1	650562	+28959-1 & +26929; +26929	58	1	60188	CONNECTOR, 3/4 AIR X 1/2 NPT
28	1	650563	+27831-20, +26927, +26927	59	1	650869	RIGHT REAR BROOM AIR SUSP MOUNT
29	4	23136	GROMMET, 2" MARKER LIGHT	60	1	650870	LEFT REAR BROOM AIR SUSP MOUNT
30	4	23134	LIGHT, SEALED 2" MARKER RED	61	2	204F26	AIR CYLINDER, M/B FLOAT ASSY
31	2	25114	REFLECTOR, RED	62	1	204F31	LH CONVEYOR PRX BACK ASSY
				63	1	23361	GROMMET, 2.5"ID, 3.125" OD
				64	2	650872	STRAP, HYD TANK M6AV
				65	1	204166	LH HYD MANIFOLD ASSY M6AV
				66	1	525236	WELD, PLATE, LEFT MANIFOLD, M
				67	1	525235	WELD, PLATE, RIGHT MANIFOLD,
				68	1	204F94	MANIFOLD, RH, M6AV
				69	1	204F93	HOPPER HYD MANIFOLD, W/ FIT
				70	1	29134	CONTINUOUS HINGE, 12.00
				71	1	6502835	DOOR PANEL, RH TRUCK BODY
				72	1	650879	TRUCK BODY AIR INTAKE BOX
				73	1	6502862	AIR FILTER RISER
				74	1	26752	ELBOW, RUBBER, 3" X 3" X 90°
				75	1	6502855	HOPPER MANIFOLD MNT
				76	1	6502878	THROTTLE CABLE BRACKET
				77	2	20309	CLAMP, 3.75" I-BOLT
				78	1	300403	GUARD, REAR BEACON
				79	1	21038-45	3" FLEX HOSE M6AV 45"
				80	2	20828	HOSE CLAMP 4"
				81	1	204F51	AIR TANK ASSEMBLY
				82	6	23880	WELDNUT, 3/8-16
				83	1	6502856	RH MANIFOLD MNT
				84	1	6502857	LH MANIFOLD MNT
				85	1	64515	RUBBER PAD, WATER TANK M6AV
				86	1	64538	COMPUTER BOX ASSEMBLY
				87	1	204F62	M6AV AIR SYSTEM (AIR RIDE)
				88	1	64755	MAT, HYD TANK, RUBBER
				89	1	23826	BACK-UP ALARM AUTO 87-107dB
				90	1	204F22	WATER PUMP ASSY, M6AV
				91	5	61044	ADAPTER, 1/2" MORFS BULKHEAD
				92	1	651032	COOLER COVER WELD
				93	1	6502016	OIL COOLER CLEANOUT DOOR
				94	1	6503206	AIRBOX, BOLT ON COVER
				95	1	6503185	BODY PANEL, RIGHT
				96	1	6503186	BODY PANEL, RH REAR M6TE
				97	1	6503187	BODY PANEL, LEFT
				98	1	6503188	BODY PANEL, LH REAR M6TE
				99	1	65339	ELBOW, 3" 90 DEGREES
				100	2	6503272	SPACER, REAR TRUCK BODY DOOR
				101	1	66397	FILTER, PNEUMATIC, ASSY
				102	1	64616	WEDGELOCK, DT, 8POS RECPT
				+ 103	1	64724	CONNECTOR, 8 PIN RECEPTACLE
				+ 104	3FT	26278	HOSE, (ONLY) FIRE 2 1/2 X 100'
				105	2'	21038	HOSE, 3" FLEX
				74	1	29374	HARNES, TOOLBOX, CONV CAB
				107	1	63459	HARNES, M6 TRK BDY, CONV CAB
				108	2	24687	CLAMP, HOSE 3/4 TO 1-3/4
				109	8FT	27349	HOSE, 1" PVC SUCTION
				110	1	66408	HARNES, AIR MANIFOLD
				111	1	64519	LEFT SIDE HARNES
				112	1	64518	RIGHT SIDE HARNES
				113	1	61951	TRUCK BODY HARNES
				114	1	64389	HARNES MAIN FOR M6TE
				115	64'	23947	D- SEAL RUBBER
				116	6FT	60241	TUBING, 3/4" NYLON





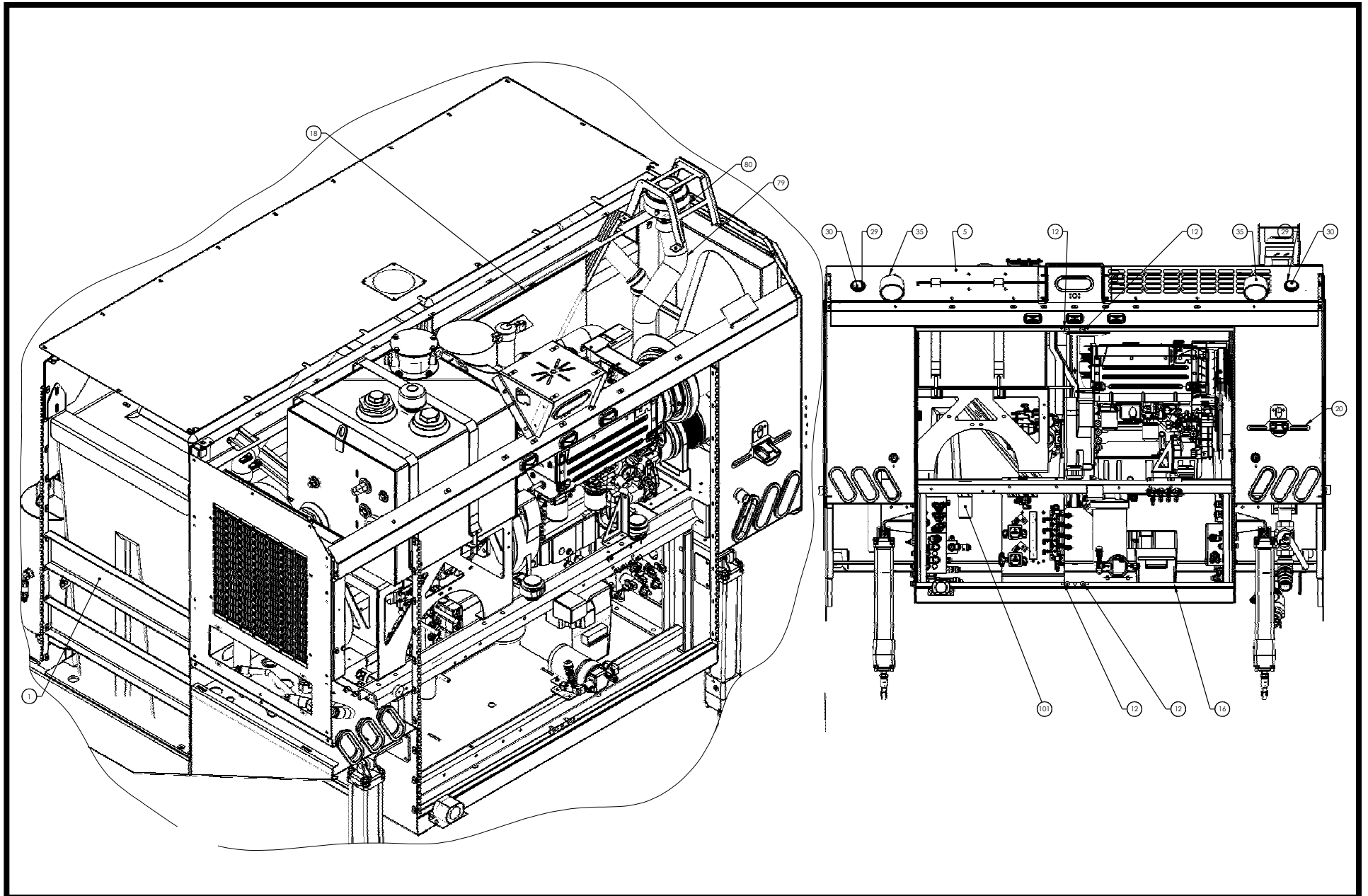
# Section 3 - Hopper

204E99 - TRUCK BODY



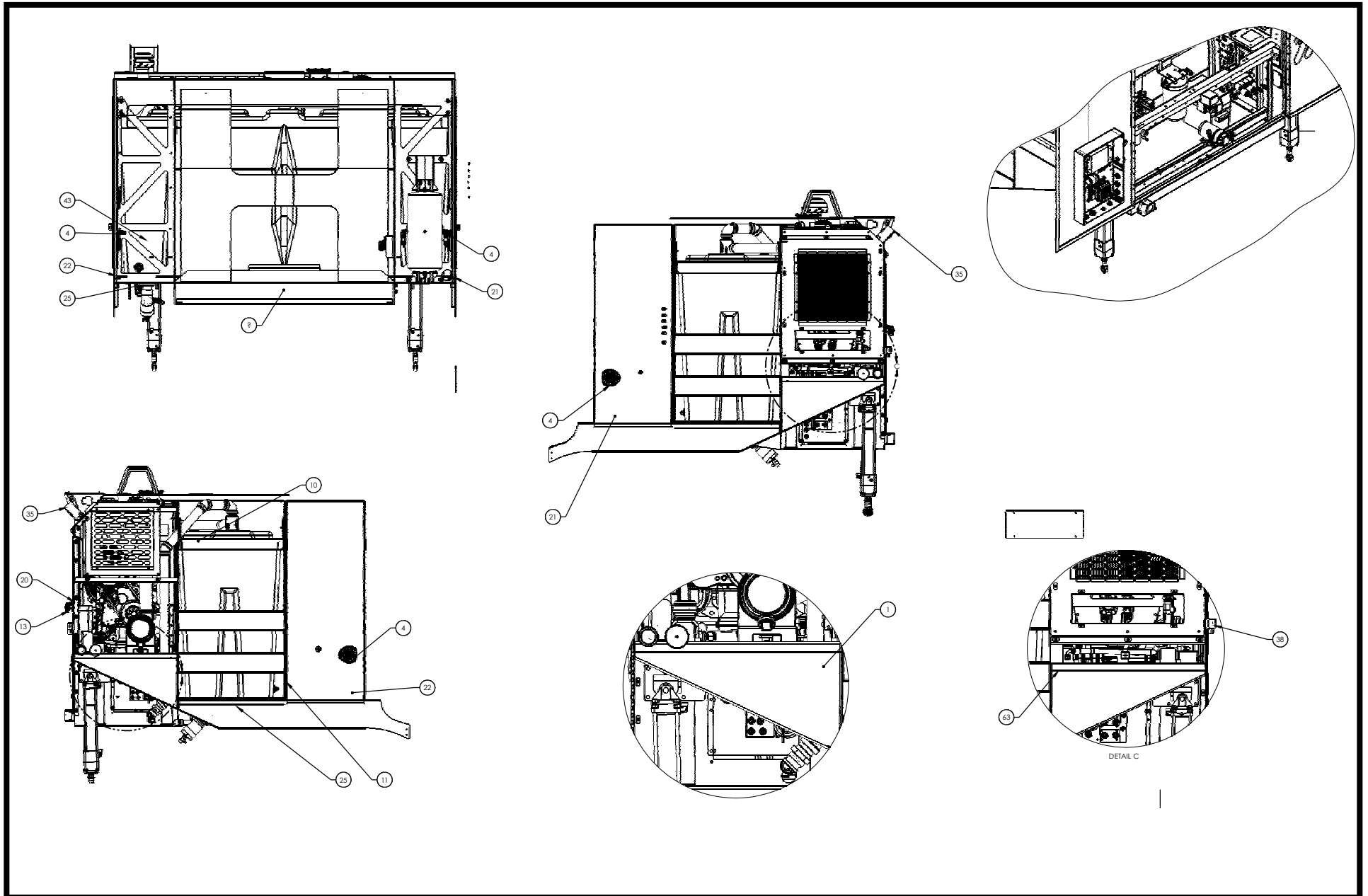
# Section 3 - Hopper

204E99 - TRUCK BODY



# Section 3 - Hopper

204E99 - TRUCK BODY

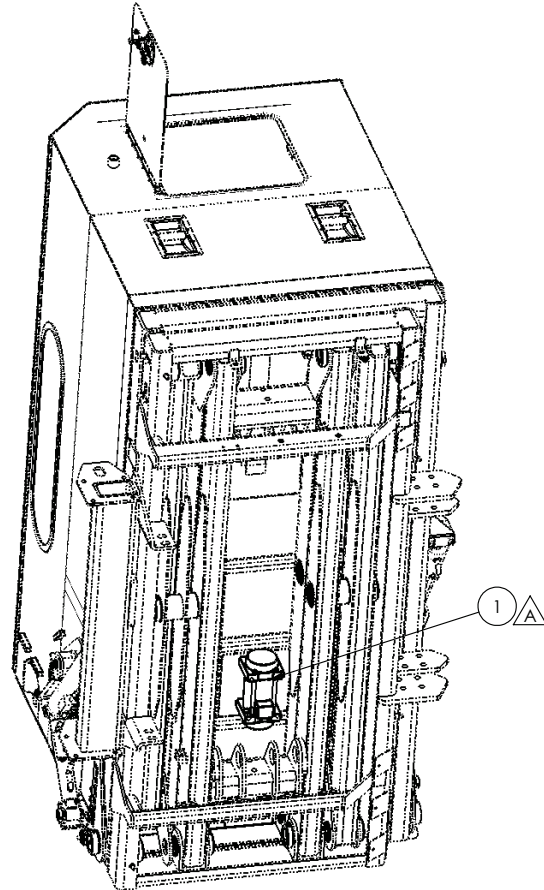


# Section 3 - Hopper

## 203J74 - HOPPER SHAKER

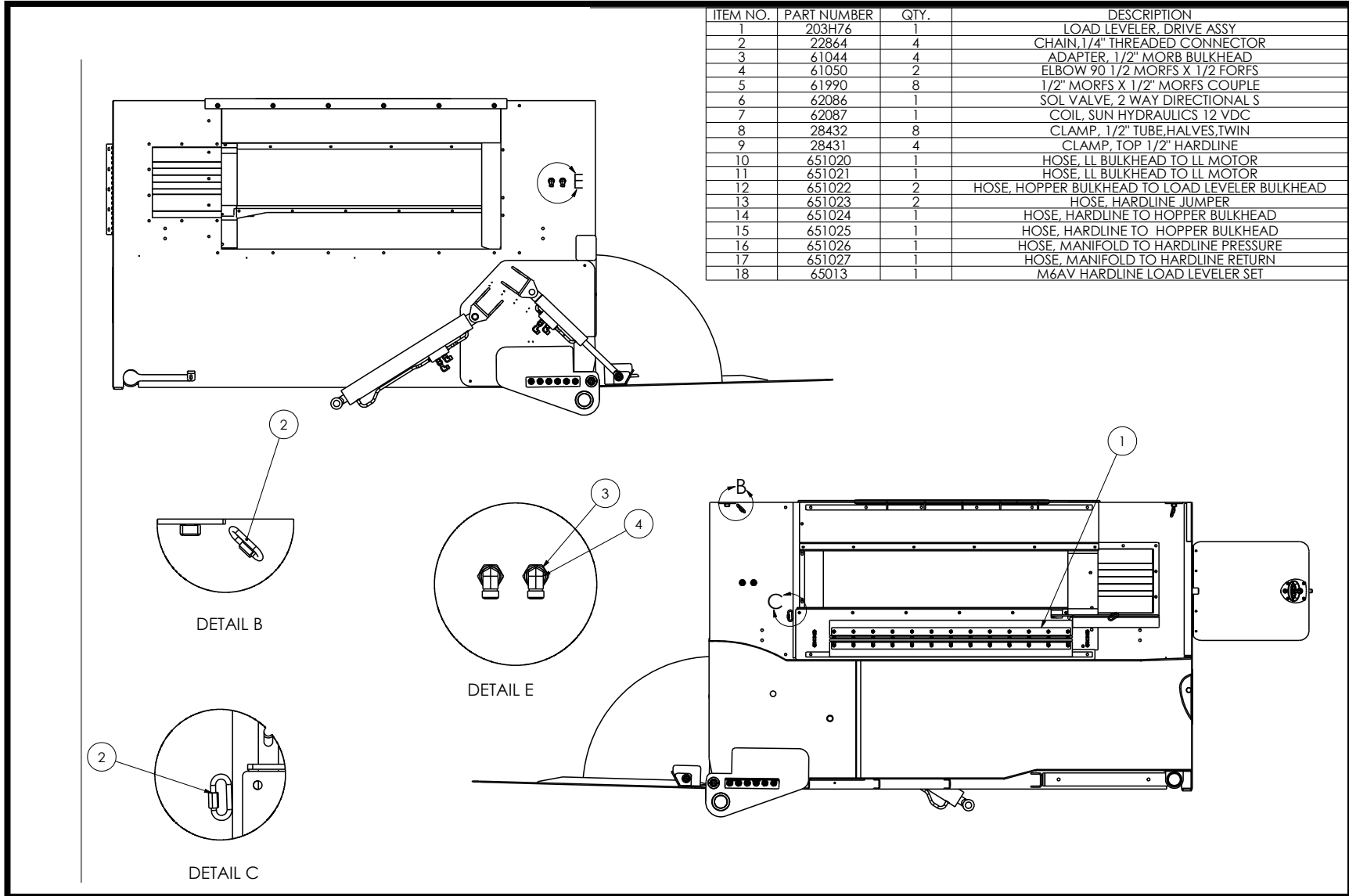
ITEM NO.	PART NUMBER	QTY.	DESCRIPTION
1	23188	1	VIBRATOR

ITEM NO.	PART NUMBER	QTY.	DESCRIPTION
2	24269	1	TERMINAL, #10 RING, 10-12 GA
3	203J73	1	CONSOLE, HOPPER SHAKER, M6000



# Section 3 - Hopper

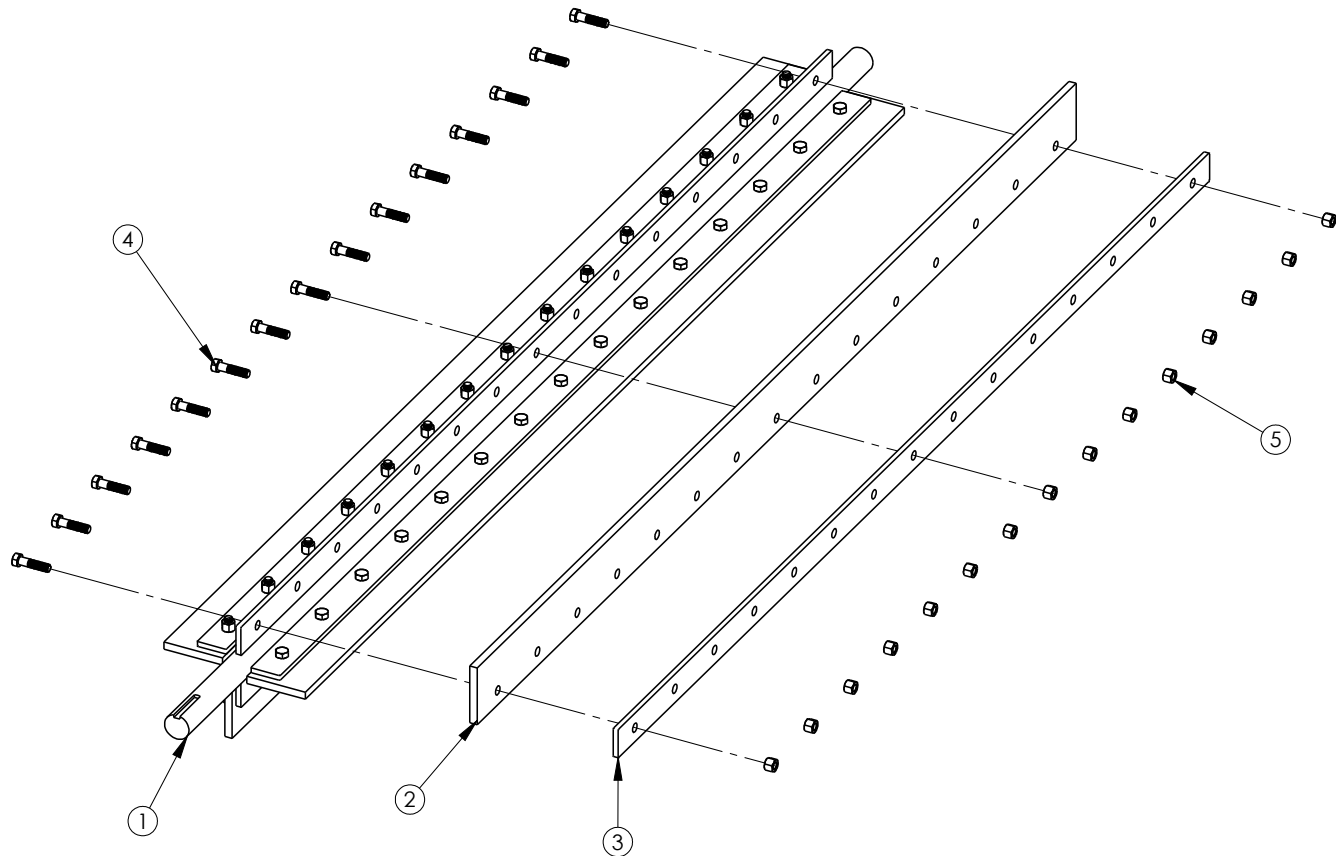
## 204H26 - LOAD LEVELER MOUNT



# Section 3 - Hopper

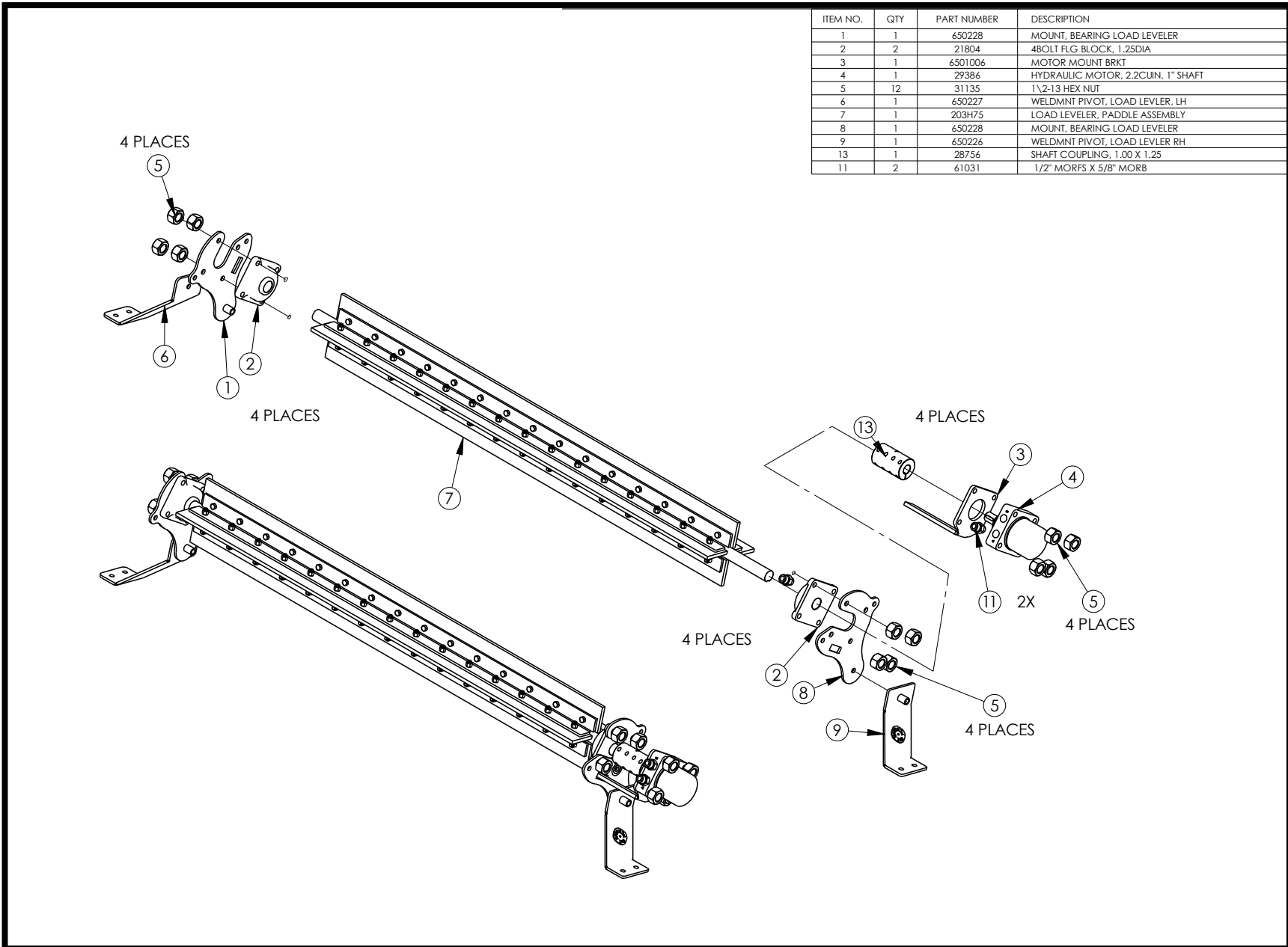
## 203H75 - LOAD LEVELER PADDLE

ITEM NO.	QTY.	PART NUMBER	DESCRIPTION
1	1	650229	LOAD LEVELER, PADDLE WELDMNT
2	4	29444	FLIGHT, RUBBER ELEVATOR 2004
3	4	6501703	STRIP, ELEVATOR FLIGHT
4	60	30673	BOLT, 3/8-16 UNC X 1 1/2, HEX
5	60	31154	NUT, 3/8-16 NYLOCK



# Section 3 - Hopper

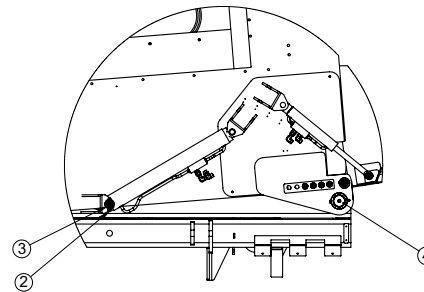
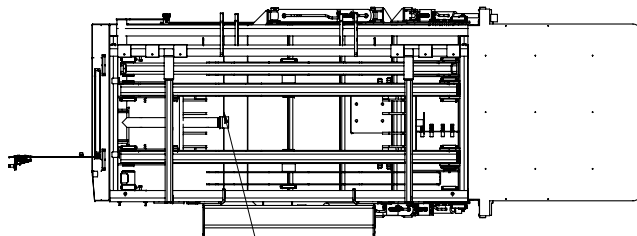
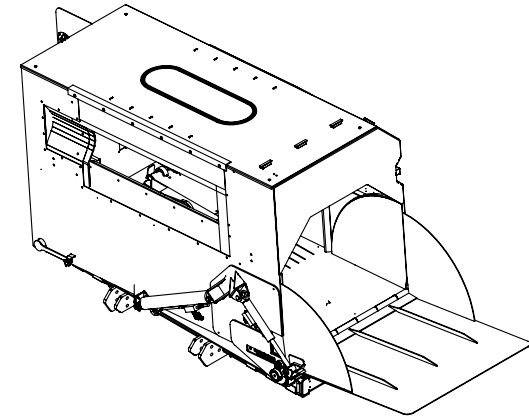
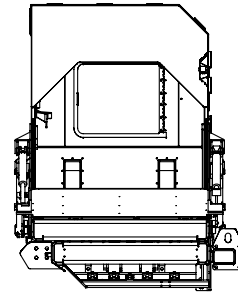
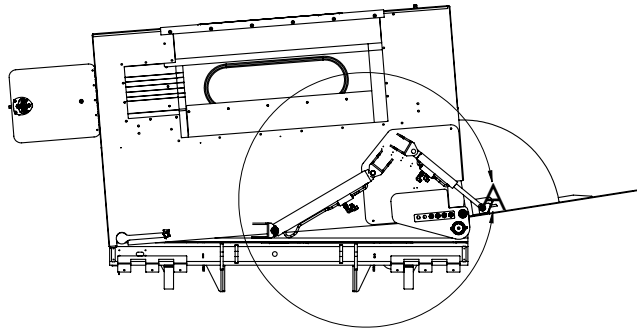
## 203H76 - LOAD LEVELER



# Section 3 - Hopper

## 204E58 - HOPPER MOUNT

ITEM NO.	PART NUMBER	Default /QTY.	DESCRIPTION
1	204E57	1	HOPPER STD ASSY M6.
2	33462	2	WASHER, 1-1/4 NYLON
3	6500767	2	UPPER CYL PIN HOPPER DUMP
4	6500325	2	PIN, HOPPER HINGE



DETAIL A

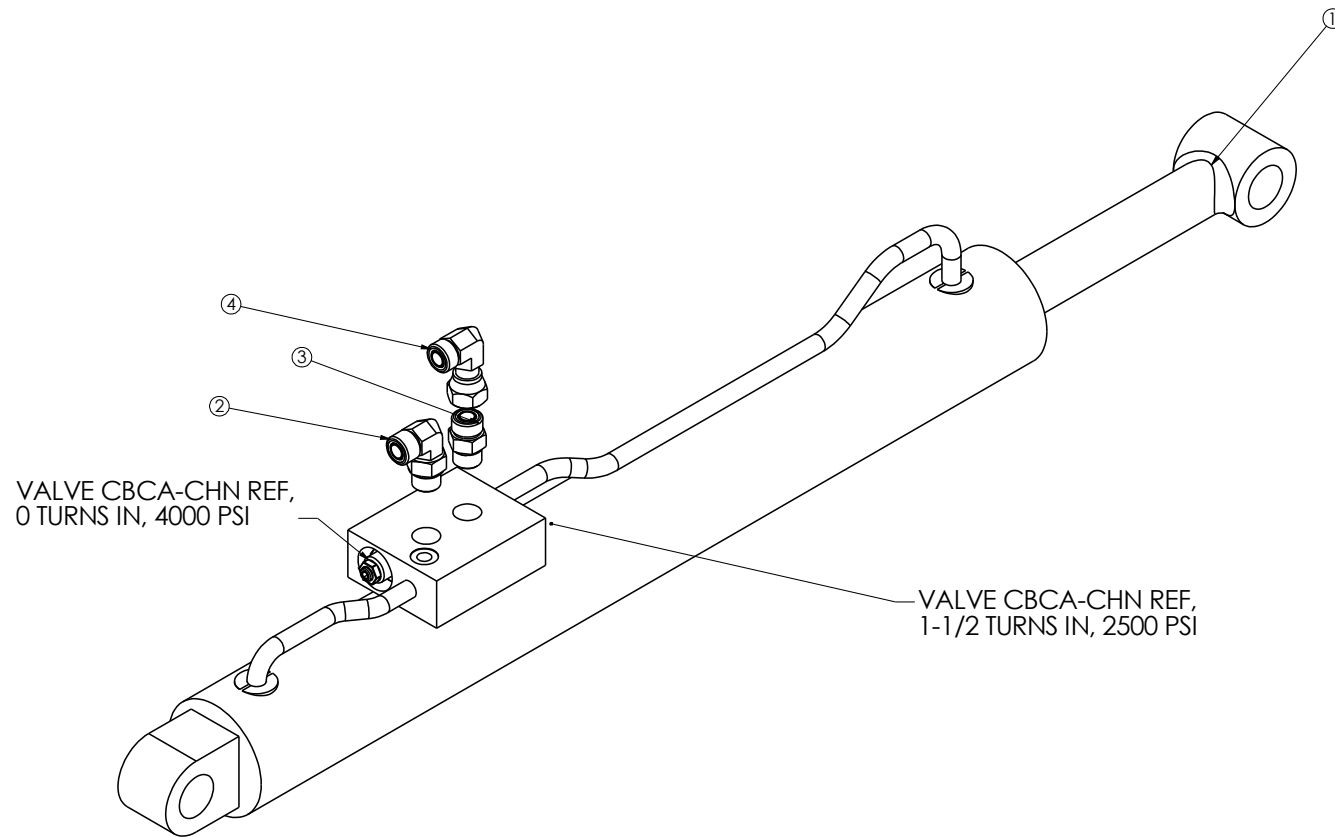
SCISSOR LIFT SHOWN FOR REFERENCE ONLY (EXCLUDED FROM BOM)



# Section 3 - Hopper

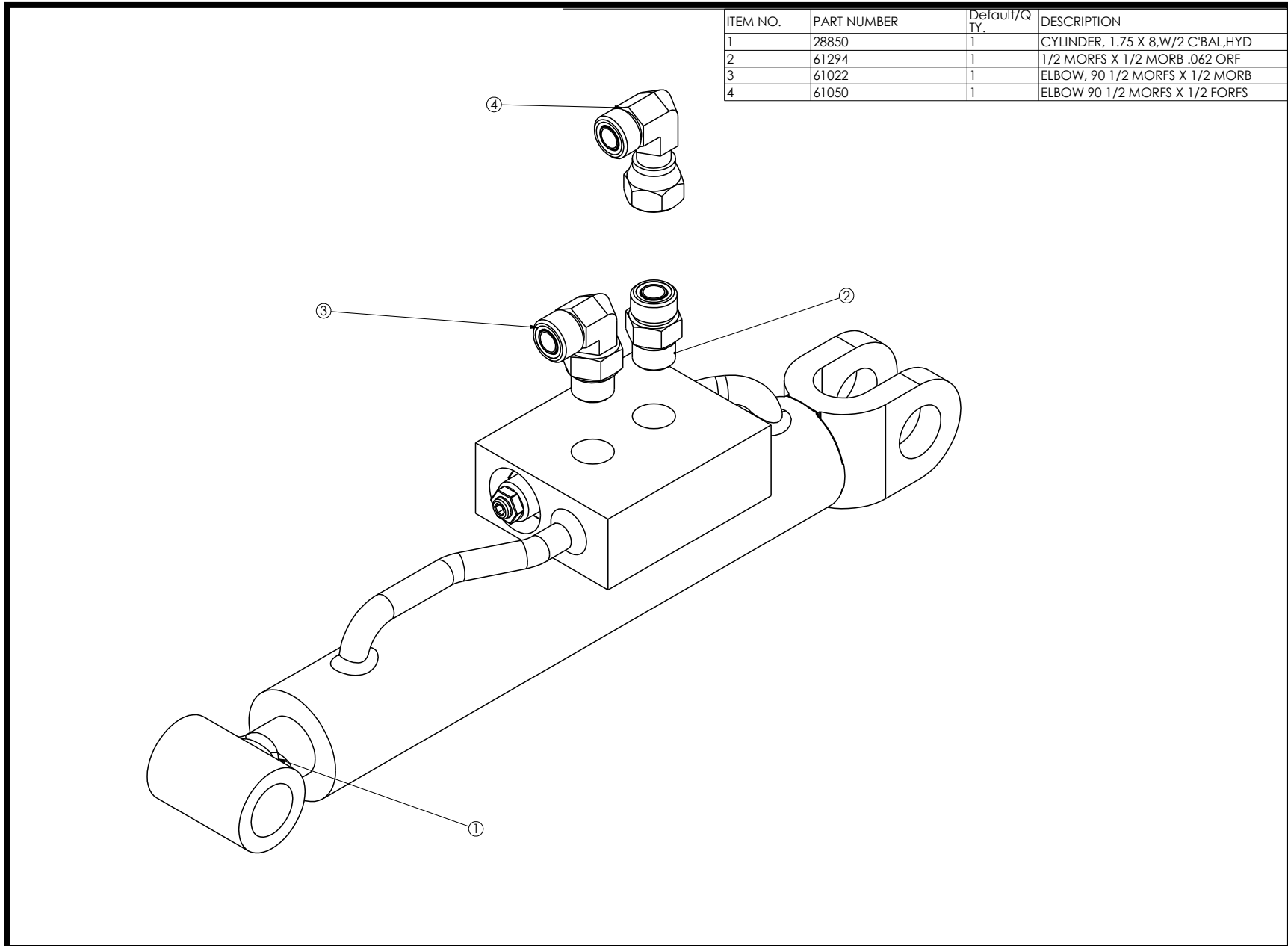
## 203T10 - HOPPER DUMP CYLINDER

ITEM NO.	PART NUMBER	Default/QT.	DESCRIPTION
1	28575	1	CYLINDER,3 X 24,HYDRAULIC
2	61022	1	ELBOW, 90 1/2 MORFS X 1/2 MORB
3	61014	1	1/2' MORFS X 1/2' MORB
4	61050	1	ELBOW 90 1/2 MORFS X 1/2 FORFS



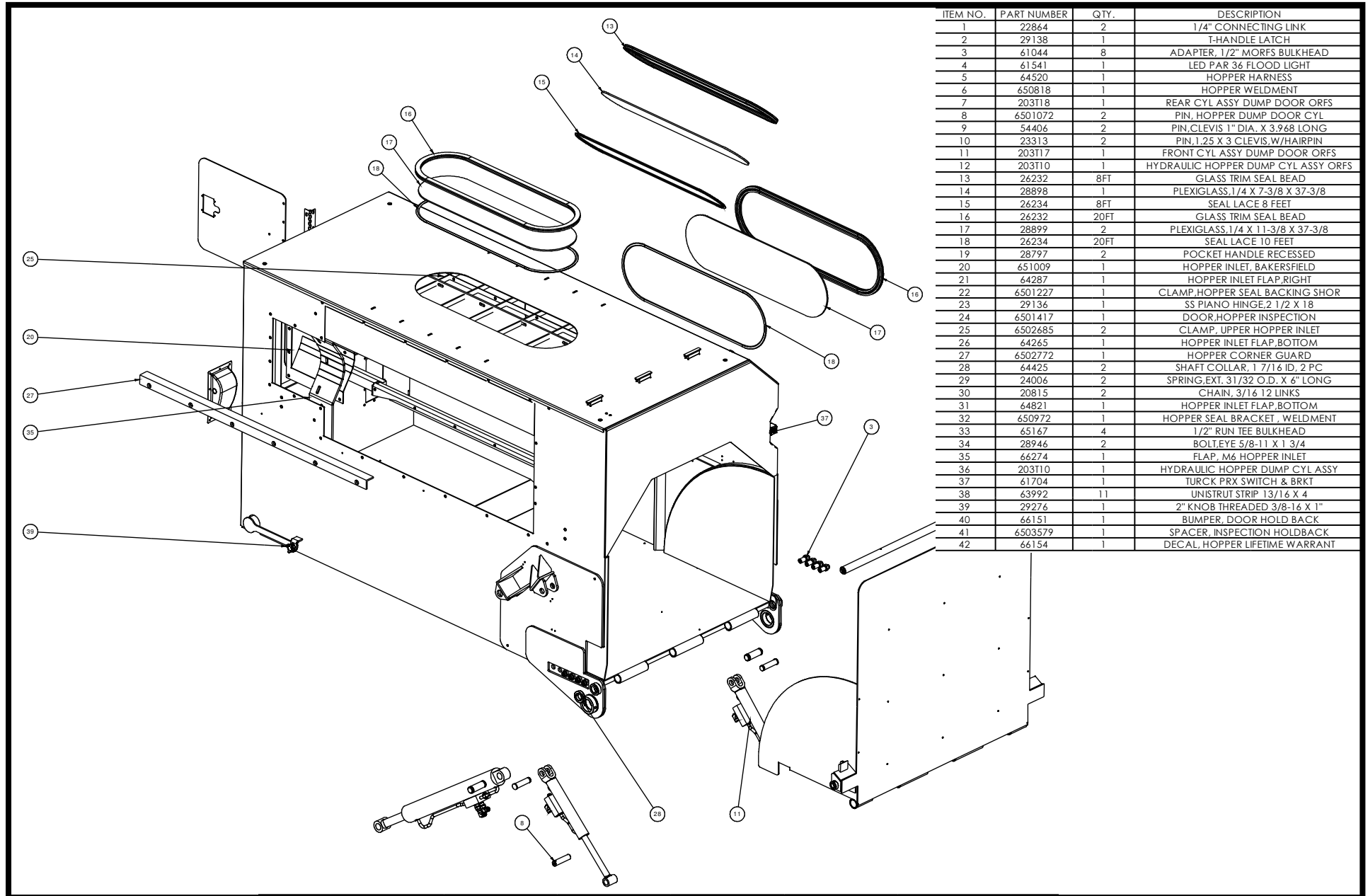
# Section 3 - Hopper

## 203T17/203T18 - DUMP DOOR CYLINDER



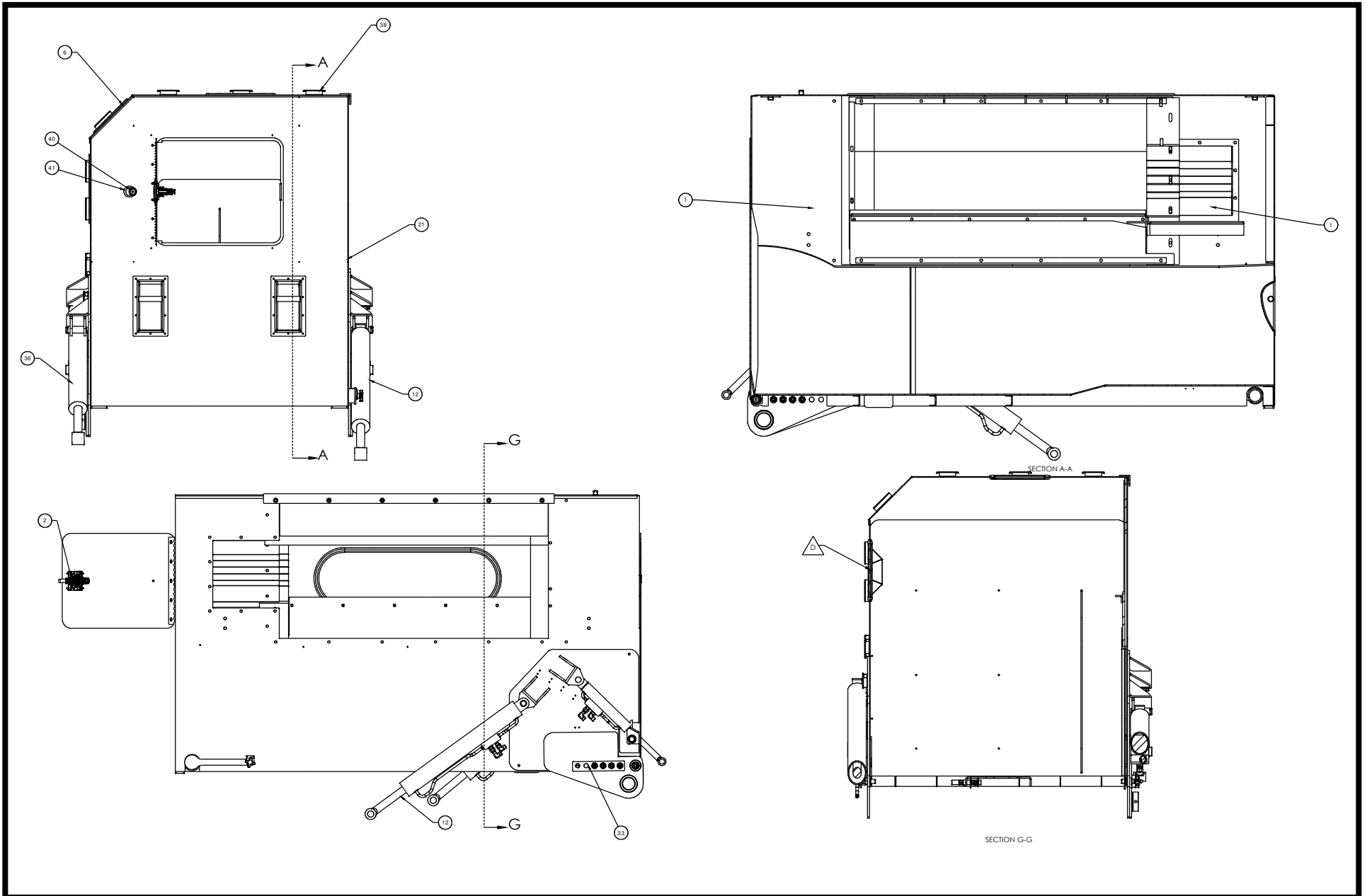
# Section 3 - Hopper

## 204E57 - HOPPER



# Section 3 - Hopper

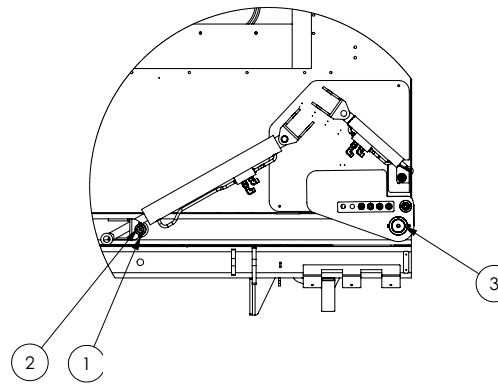
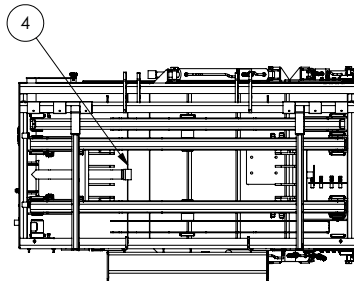
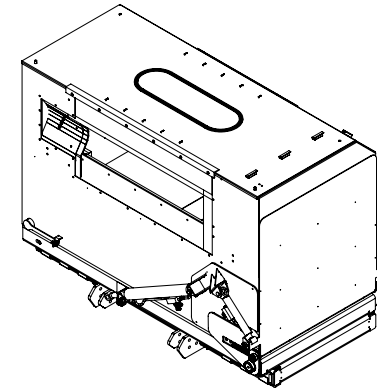
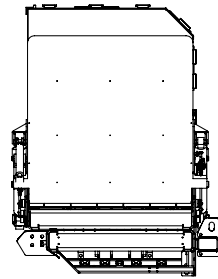
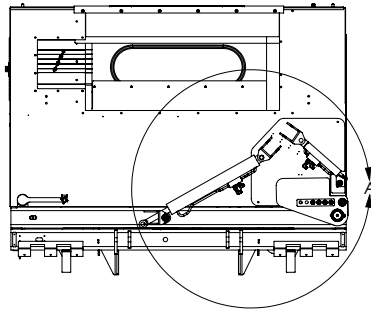
204E57 - HOPPER



# Section 3 - Hopper

## 204G09 - HOPPER MOUNT, SS

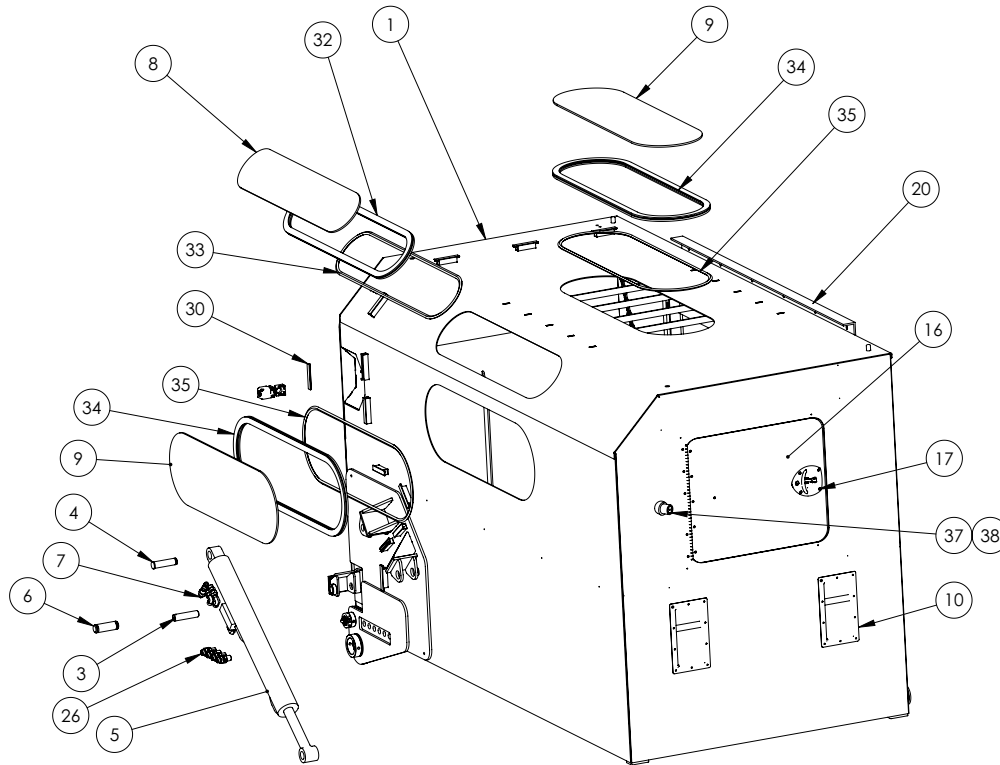
ITEM NO.	PART #	QTY.	DESCRIPTION
1	33462	2	WASHER, 1-1/4 NYLON
2	6500767	2	UPPER CYL PIN HOPPER DUMP
3	6500325	2	PIN, HOPPER HINGE
4	204G06	1	HOPPER STD ASSY M6AV, SS



SCISSOR LIFT SHOWN FOR REFERENCE ONLY (EXCLUDED FROM BOM)

# Section 3 - Hopper

## 204G06 - HOPPER, SS



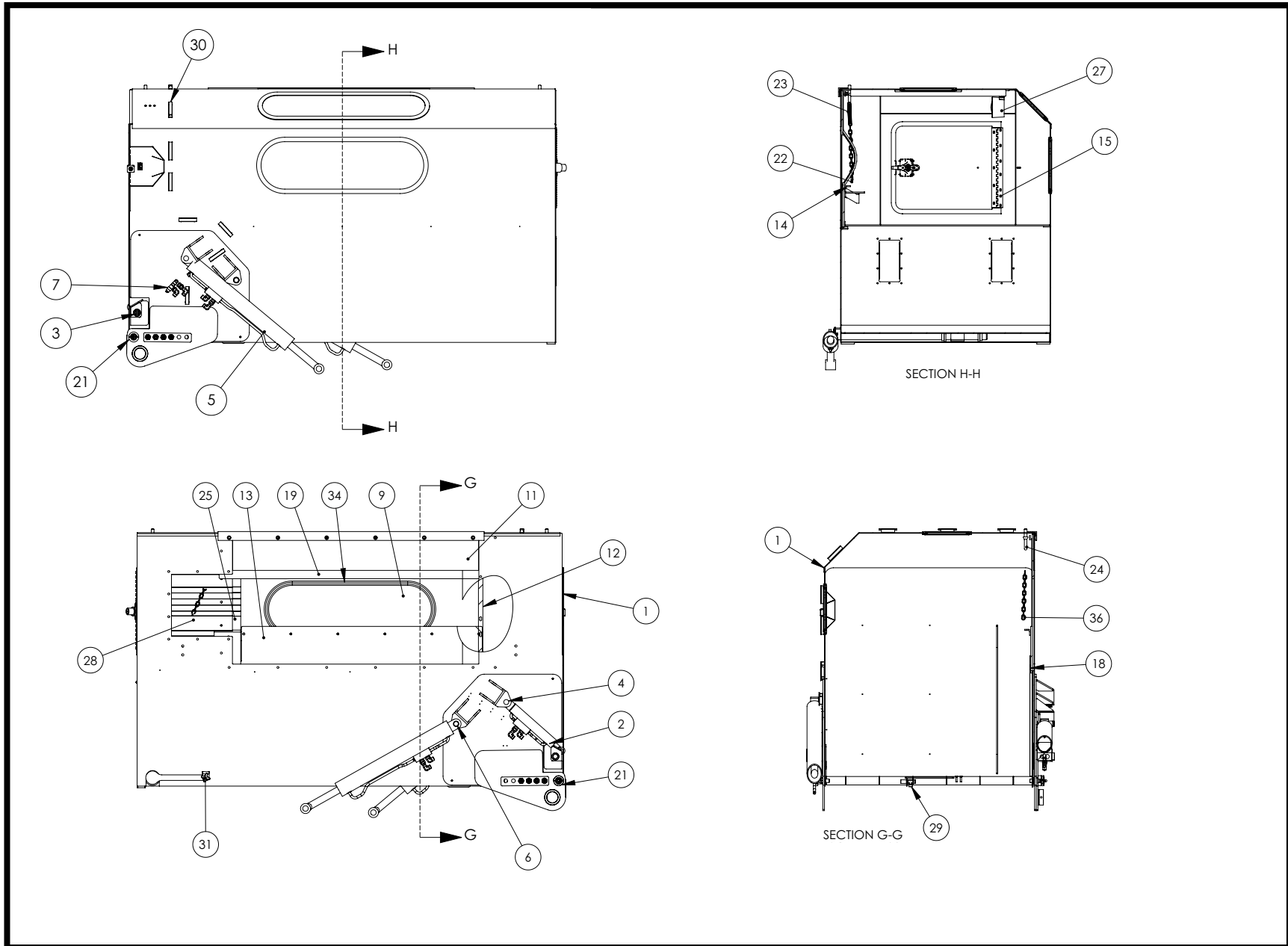
ITEM NO.	PART NUMBER	DESCRIPTION	QTY.
1	650976	HOPPER WELDMENT, M6AV SS	1
2	203T18	REAR CYL ASSY DUMP DOOR ORFS	1
3	6501072	PIN, HOPPER DUMP DOOR CYL	2
4	544406	PIN CLEVIS 1" DIA. X 3.75" LONG	2
5	203T10	HYDRAULIC HOPPER DUMP CYL ASSY	1
6	23313	PIN 1.25 X 3 CLEVIS W/HAIRPIN	2
7	203T17	FRONT CYL ASSY DUMP DOOR ORFS	1
8	28898	PLEXIGLASS, 1/4 X 7-3/8 X 37-3/8	1
9	28899	PLEXIGLASS, 1/4 X 11-3/8 X 37-3/8	2
10	28797	POCKET HANDLE RECESSED	2
11	64287	HOPPER INLET FLAP, RIGHT	1
12	6503079	CLAMP, HPER SEALBACKSHRT, M6AV SS	1
13	64821	HOPPER INLET FLAP, BOTTOM	1
14	650984	HOPPER SEAL BRACKET, WELDMENT SS	1
15	29136	SS PIANO HINGE, 2 1/2 X 18	1
16	6503078	DOOR, HOPPER INSPECTION, M6AV SS	1
17	29138	T-HANDLE LATCH	1
18	6503080	CLAMP, UPR HOPPER INLET, M6AV SS	2
19	64265	HOPPER INLET FLAP, BOTTOM	1
20	6502772	HOPPER CORNER GUARD	1
21	64425	SHAFT COLLAR, 1 7/16 ID, 2 PC	2
22	22864	CHAIN, 1/4" THREADED CONNECTOR	2
23	24006	SPRING, EXT. 31/32 O.D. X 6" LONG	2
24	28946	BOLT, EYE 5/8-11 X 1 3/4	2
25	66274	FLAP, M6 HOPPER INLET	1
26	61044	ADAPTER, 1/2" MORB BULKHEAD	8
27	61541	LED PAR 36 FLOOD LIGHT	1
28	651011	MOTOR COVER, HOPPER M6AV SS	1
29	65167	1/2" RUBBER BULKHEAD	4
30	63992	UNISTRUT STRIP, 13/16 X 4	11
31	29276	2" KNOB THREADED 3/8-16 X 1"	1
32	26232	GLASS TRIM SEAL BEAD	8FT
33	26234	SEAL LACE 8 FEET	8FT
34	26232	GLASS TRIM SEAL BEAD	20FT
35	26234	SEAL LACE 10 FEET	20FT
36	20815	CHAIN, 3/16 12 LINKS	2
37	66151	BUMPER, DOOR HOLD BACK	1
38	6503579	SPACER, INSPECTION HOLDBACK	1

ITEMS BELOW NOT SHOWN

ITEM NO.	PART NUMBER	DESCRIPTION	QTY.
39	61704	TURCK PRX SWITCH & BRKT	1
40	64520	HOPPER HARNESS	1
41	66154	DECAL, HOPPER LIFETIME WARRANT	1

# Section 3 - Hopper

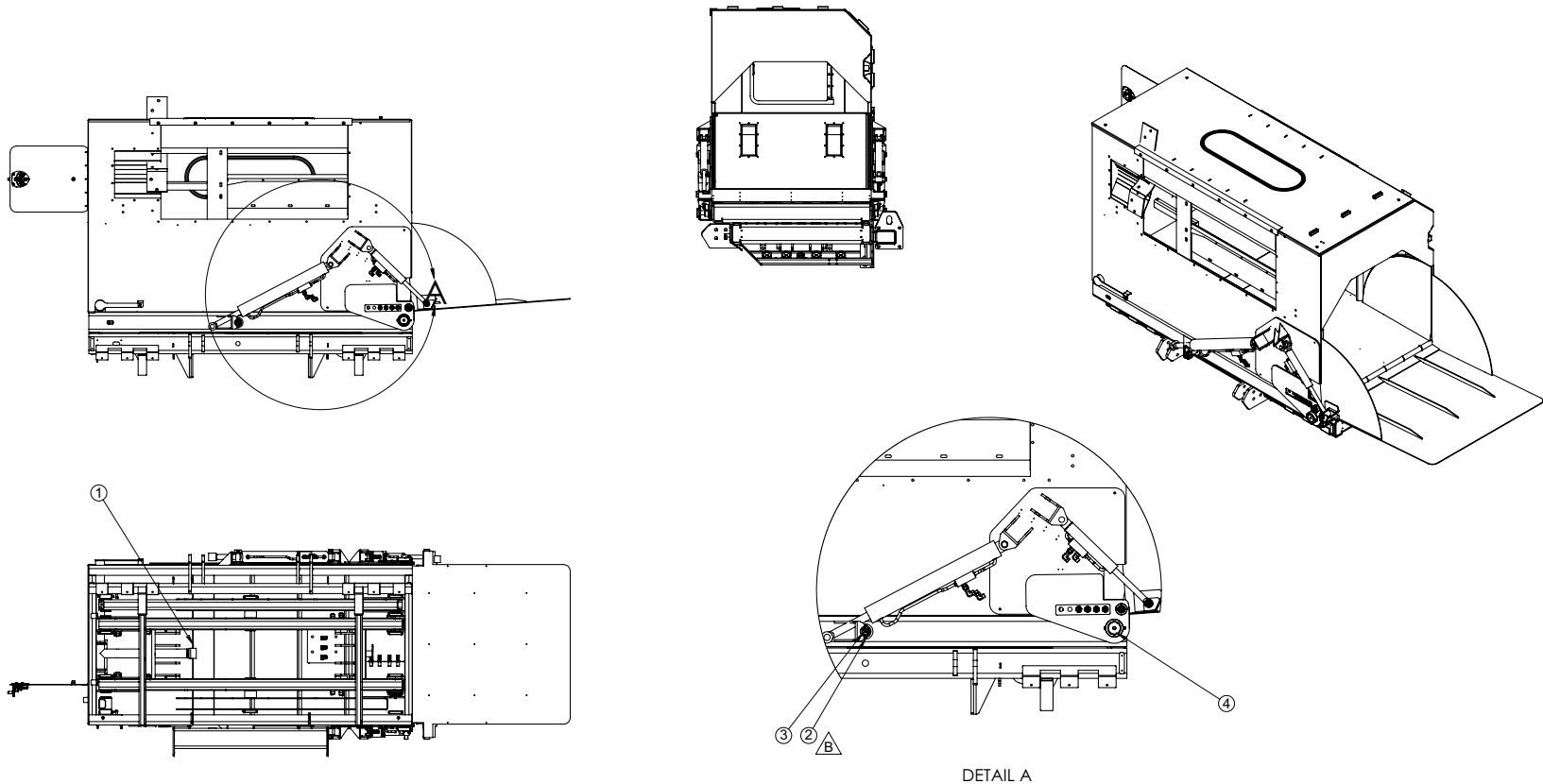
204G06 - HOPPER, SS



# Section 3 - Hopper

## 204K76 - HOPPER MOUNT, SS FLOOR

ITEM NO.	PART NUMBER	Default/QTY.	DESCRIPTION
1	204K74	1	HOPPER ASSY M6 SS FLOOR
2	33462	2	WASHER, 1-1/4 NYLON
3	6500767	2	UPPER CYL PIN HOPPER DUMP
4	6500325	2	PIN, HOPPER HINGE

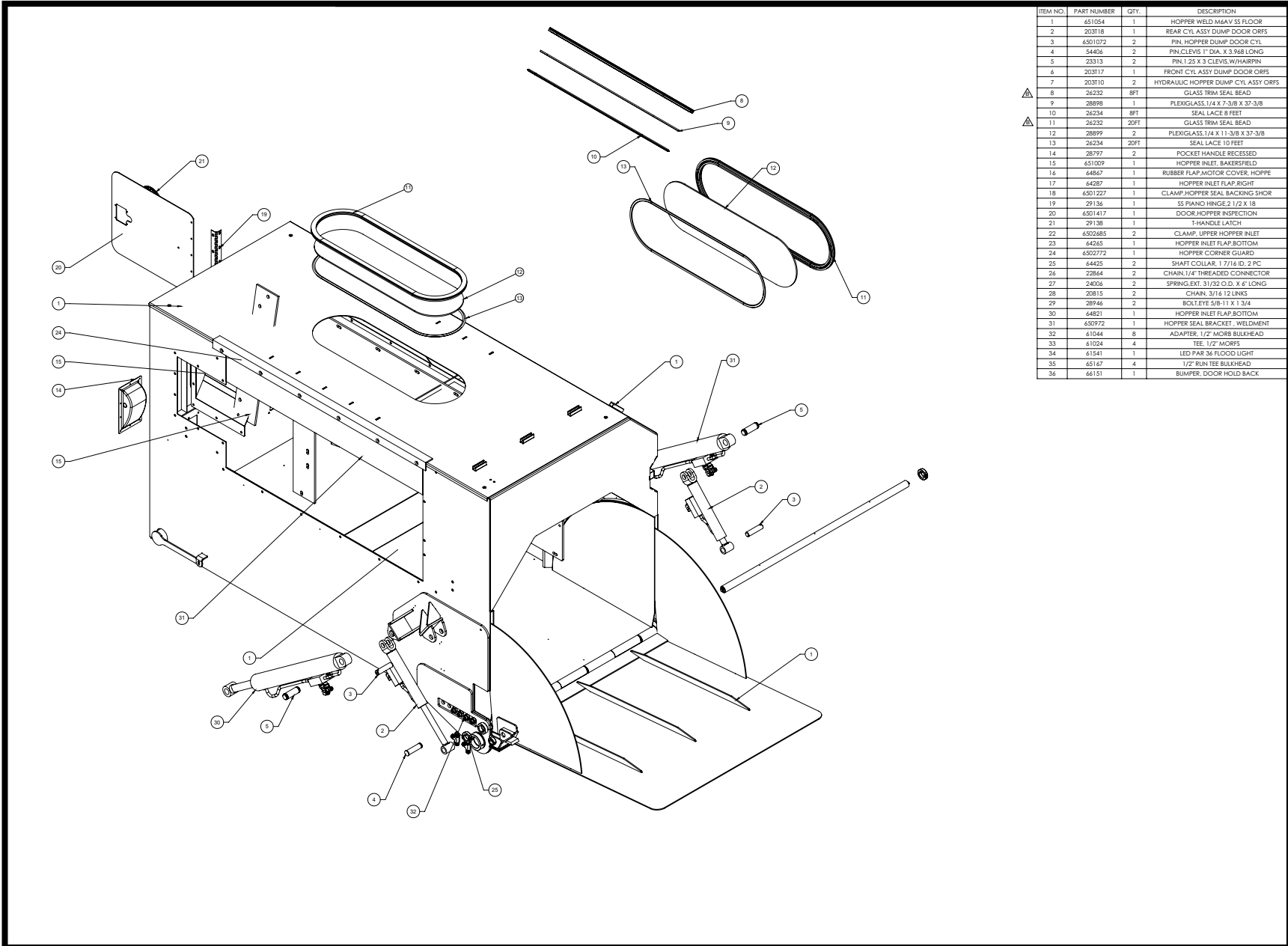


SCISSOR LIFT SHOWN FOR REFERENCE ONLY (EXCLUDED FROM BOM)



# Section 3 - Hopper

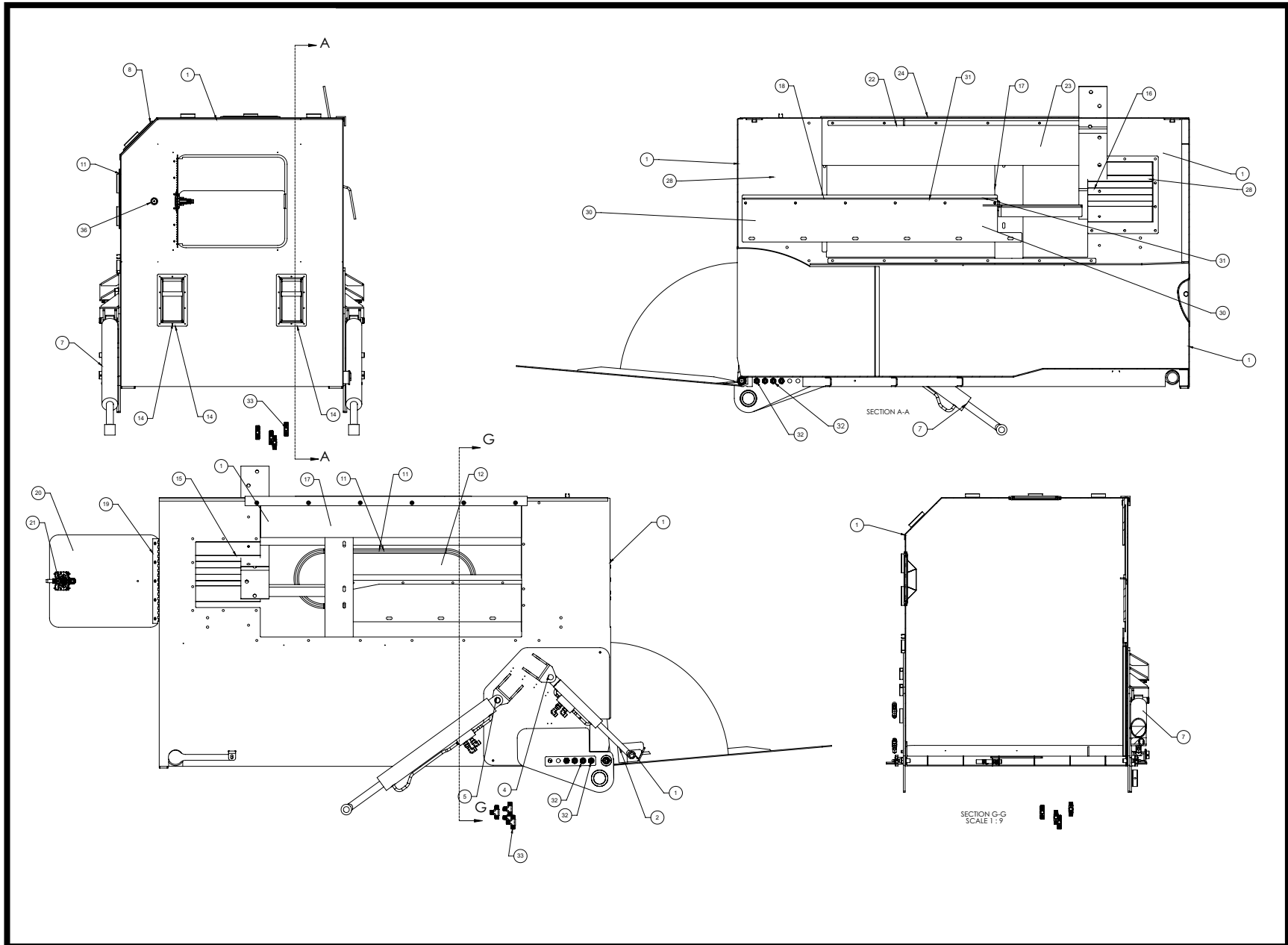
## 204K74 - HOPPER SS FLOOR



ITEM NO.	PART NUMBER	QTY.	DESCRIPTION
1	651054	1	HOPPER WELD M&AV SS FLOOR
2	203118	1	REAR CYL ASSY DUMP DOOR ORFS
3	6501072	2	PIN, HOPPER DUMP DOOR CYL
4	54406	2	PIN,CLEVIS 1" DIA. X 3.968 LONG
5	23313	2	PIN, 1.25 X 3 CLEVIS,W/HARRPN
6	203117	1	FRONT CYL ASSY DUMP DOOR ORFS
7	203110	2	HYDRAULIC HOPPER DUMP CYL ASSY ORFS
8	24232	BFT	GLASS TRIM SEAL BEAD
9	28898	1	PLEXIGLASS 1/4 X 7-3/8 X 37-3/8
10	24234	BFT	SEAL LACE 8 FEET
11	24232	20FT	GLASS TRIM SEAL BEAD
12	28899	2	PLEXIGLASS 1/4 X 11-3/8 X 37-3/8
13	24234	20FT	SEAL LACE 10 FEET
14	28797	2	POCKET HANDLE RECESSED
15	651009	1	HOPPER INLET, BAKERSFIELD
16	64867	1	RUBBER FLAP MOTOR COVER, HOPPE
17	64287	1	HOPPER INLET FLAP,RIGHT
18	6501227	1	CLAMP,HOPPER SEAL,BACKING SHOR
19	29136	1	SS PIANO HINGE,2 1/2 X 18
20	6501417	1	DOOR,HOPPER INSPECTION
21	29138	1	T-HANDLE LATCH
22	6502685	2	CLAMP, UPPER HOPPER INLET
23	64265	1	HOPPER INLET FLAP,BOTTOM
24	6502772	1	HOPPER CORNER GUARD
25	64425	2	SHAFT COLLAR, 1 7/16 ID, 2 PC
26	22864	2	CHAIN, 1/4" THREADED CONNECTOR
27	24006	2	SPRING,EXT. 31/32 O.D. X 6" LONG
28	20815	2	CHAIN, 3/16" 12 LINKS
29	28746	2	BOLT,1/8" X 1 3/4"
30	64821	1	HOPPER INLET FLAP,BOTTOM
31	650972	1	HOPPER SEAL BRACKET, WELDMENT
32	61044	8	ADAPTER, 1/2" MORB BULKHEAD
33	61024	4	TEE, 1/2" MORFS
34	61541	1	LED PAR 36 FLOOD LIGHT
35	65167	4	1/2" RUN TEE BULKHEAD
36	66151	1	BUMPER, DOOR HOLD BACK

# Section 3 - Hopper

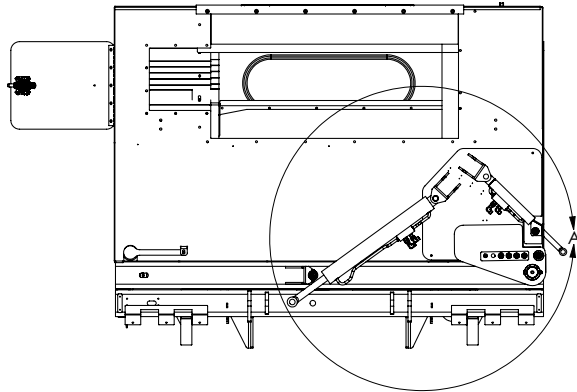
## 204K74 - HOPPER SS FLOOR



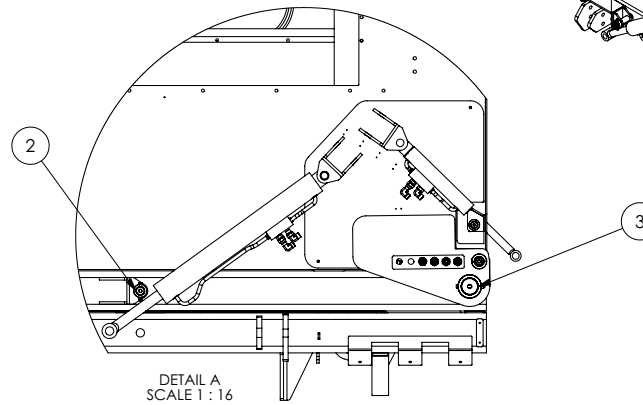
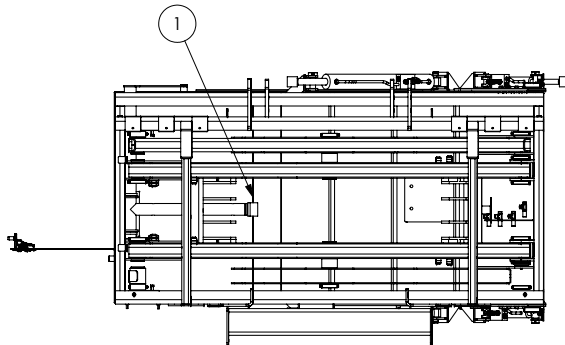
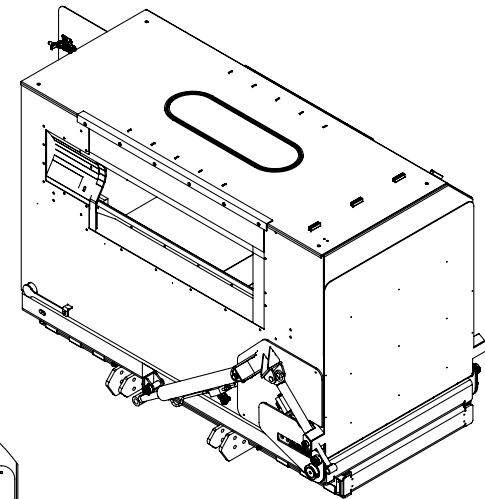
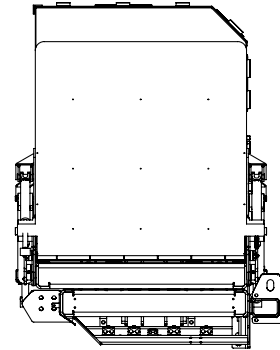
# Section 3 - Hopper

## 204N37 - HOPPER MOUNT

ITEM NO.	PART NUMBER	QTY.	DESCRIPTION
1	204N38	1	HOPPER STD ASSY M6AV, 3CR12
2	6500767	2	UPPER CYL PIN HOPPER DUMP
3	6500325	2	PIN, HOPPER HINGE

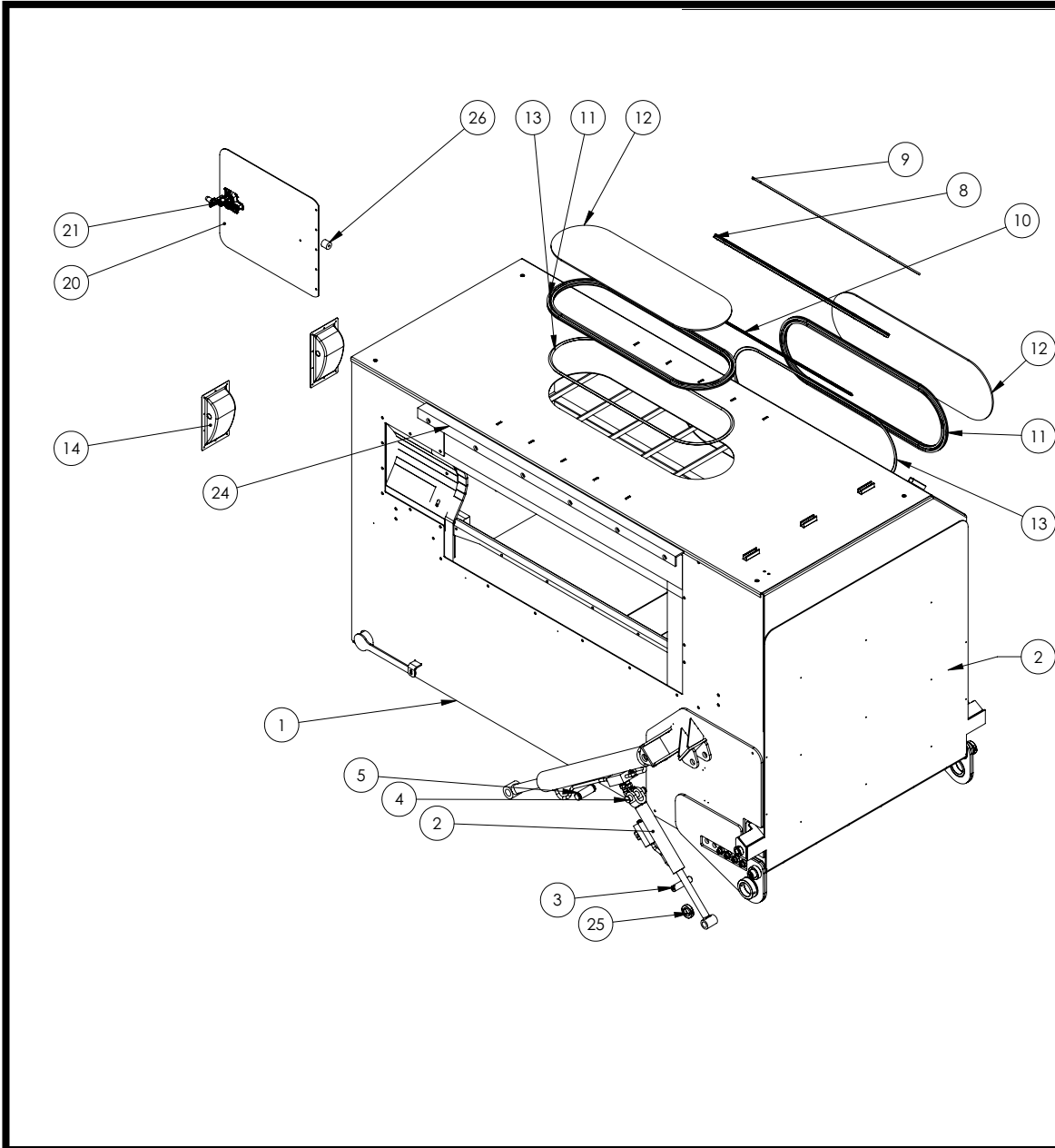


SCISSOR LIFT SHOWN FOR REFERENCE ONLY (EXCLUDED FROM BOM)



# Section 3 - Hopper

## 204N38 - HOPPER SS



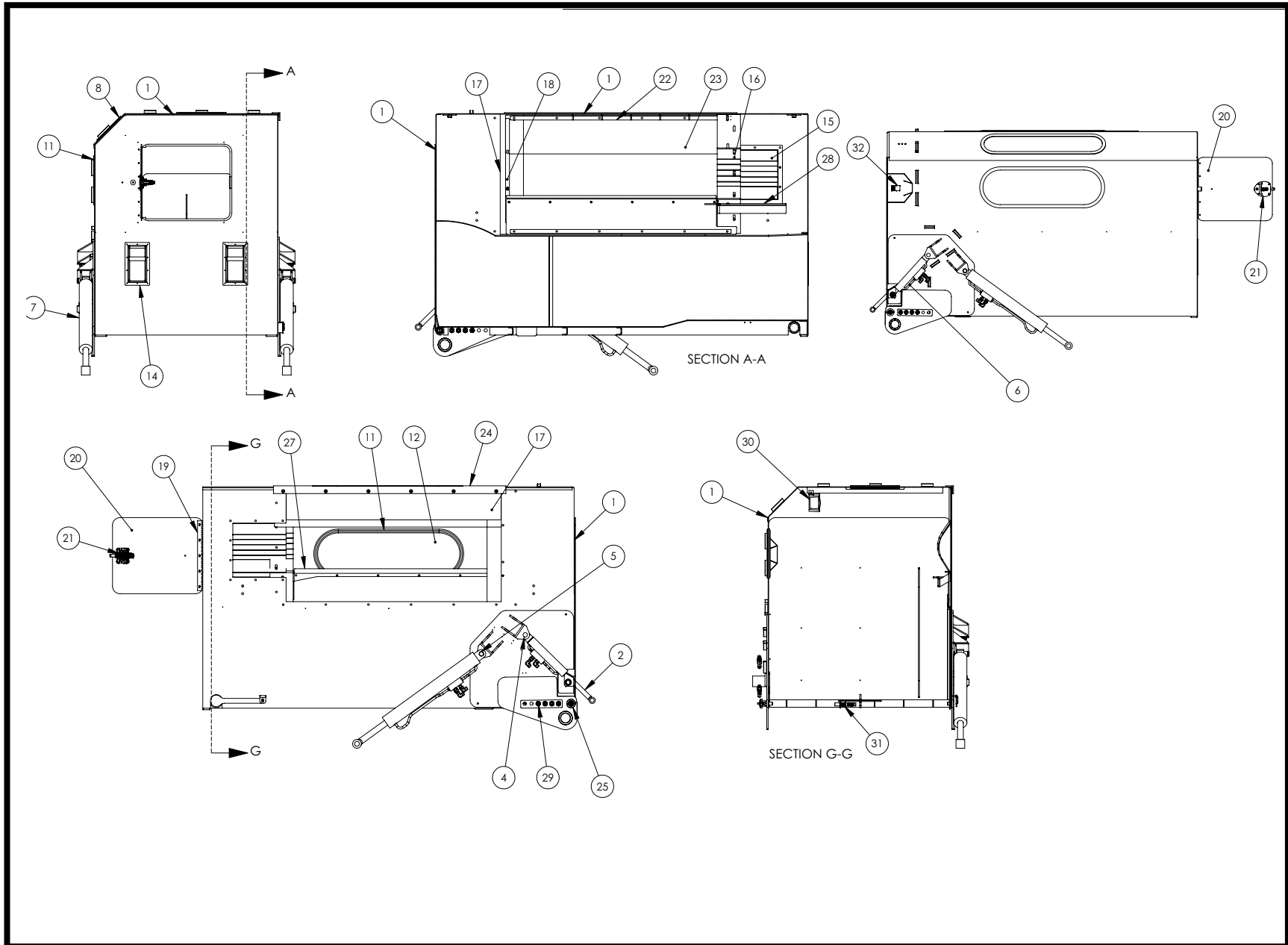
ITEM NO.	PART NUMBER	DESCRIPTION	QTY.
1	65117	HOPPER WELDMENT, M6AV, 3CR12	1
2	20318	REAR CYL ASSY DUMP DOOR ORFS	1
3	6501072	PIN, HOPPER DUMP DOOR CYL	2
4	54406	PIN,CLEVIS 1" DIA. X 3.948 LONG	2
5	23313	PIN, 1.25 X 3 CLEVIS,W/HAIRPIN	2
6	20317	FRONT CYL ASSY DUMP DOOR ORFS	1
7	20310	HYDRAULIC HOPPER DUMP CYL ASSY ORFS	2
8	29265-8	GLASS TRIM SEAL BEAD	1
9	28898	PLEXIGLASS, 1/4 X 7-3/8 X 37-3/8	1
10	26234-8	SEAL LACE 8 FEET	1
11	29265-10	GLASS TRIM SEAL BEAD	2
12	28899	PLEXIGLASS, 1/4 X 11-3/8 X 37-3/8	2
13	26234-10	SEAL LACE 10 FEET	2
14	28797	POCKET HANDLE RECESSED	2
15	65118	HOP INLET, BAKERS, M6AV, 3CR12	1
16	66274	FLAP, M6 HOPPER INLET	1
17	64287	HOPPER INLET FLAP, RIGHT	1
18	6503493	CLMP, HOP SEAL BK, M6AV, 3CR12	1
19	29136	SS PIANO HINGE 2 1/2 X 18	1
20	6503495	DOOR, HOP INSPECTION, M6AV, 3CR12	1
21	29138	T-HANDLE LATCH	1
22	6503496	CLMP, UPR HOP INLET, M6AV, 3CR12	2
23	64265	HOPPER INLET FLAP, BOTTOM	1
24	6502772	HOPPER CORNER GUARD	1
25	64425	SHAFT COLLAR, 1 7/16 ID, 2 PC	2
26	23099	BUMPER, RUBBER 1 1/4 ROUND W/3/8-16 HOLE	1
27	64821	HOPPER INLET FLAP, BOTTOM	1
28	650984	HOPPER SEAL BRACKET, WELDMENT SS	1
29	61044	ADAPTER, 1/2" MORB BULKHEAD	8
30	61541	LED PAR 36 FLOOD LIGHT	1
31	65167	1/2" RUN TEE BULKHEAD	4
32	61704	TURCK PRX SWITCH & BRKT	1

### ITEMS BELOW NOT SHOWN

ITEM NO.	PART NUMBER	DESCRIPTION	QTY.
33	61024	TEE, 1/2" MORFS	4
34	22864	CHAIN, 1/4" THREADED CONNECTOR	2
35	24006	SPRING, EXT. 31/32 O.D. X 6" LONG	2
36	20815-12	CHAIN, 3/16 12 LINKS	2
37	29276	2" KNOB THREADED 3/8-16 X 1"	1
38	64520	HOPPER WIRE HARNESS, M6AV	1
39	63992	UNISTRUT STRIP 13/16 X 4	10
40	66154	DECAL, HOPPER LIFETIME WARRANT	1

# Section 3 - Hopper

204N38 - HOPPER SS



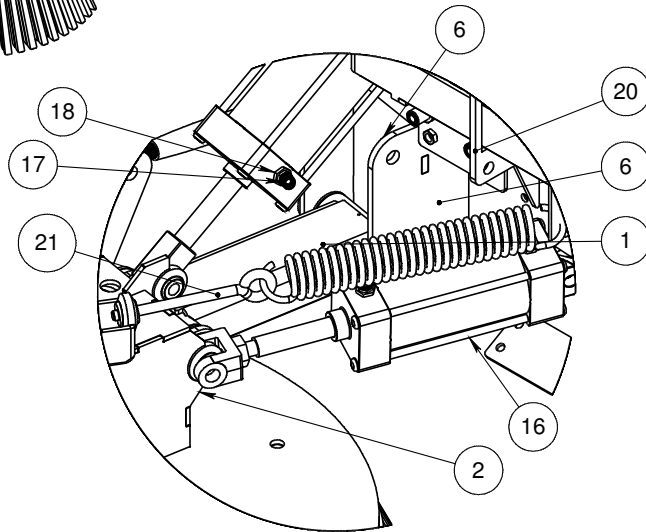
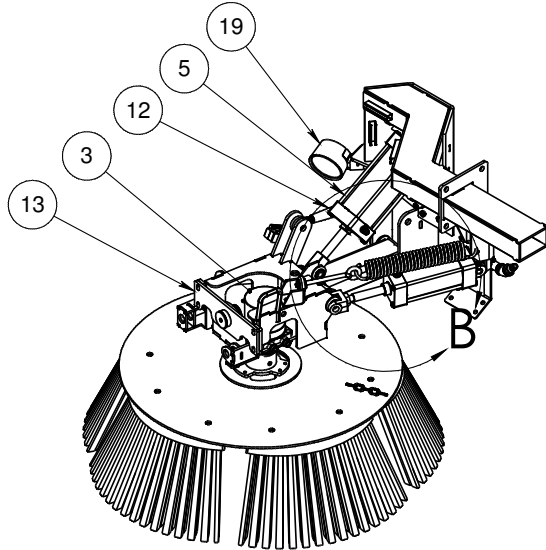
**Broom(s)**

---

4

# Section 4 - Broom(s)

## 204F59 - LH GUTTER BROOM SHORT



DETAIL B

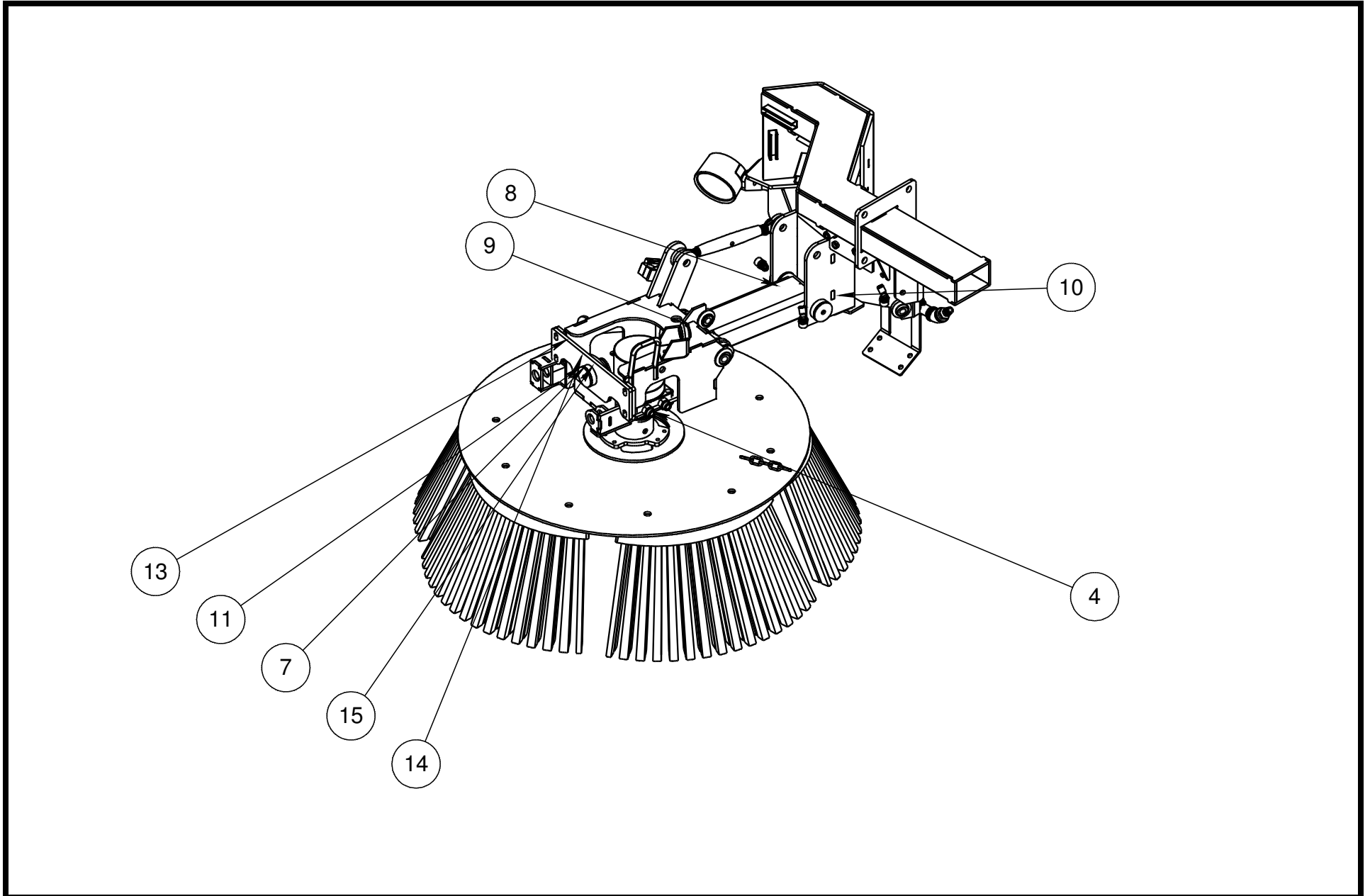
ITEM NO.	PART NUMBER	QTY.	DESCRIPTION
1	650772	1	BROOM ARM, SHORT LH
2	650770	1	GUTTER BROOM HEAD, LH
3	203D17	1	HYDRAULIC MOTOR G/B DRIVE ASSY
4	650417	1	GUTTER BROOM HUB MOUNT ASSY
5	28579	1	CYLINDER, PNEUMATIC 4 X 8
6	650794	1	CENTER PIVOT, U JOINT
7	64243	16	POLYGON BEARING COMPOSITE
8	64272	8	THRUST WASHER 2.125"OD X 1.270
9	64236	2	PIN, LOWER BROOM ARM
10	64242	1	PIN, U JOINT, BROOM ARM
11	6502845	10	WASHER, BROOM PIN, M6AV
12	64399	1	TURNBUCKLE, 3/4"
13	650883	1	END CAP, GB MOTOR PIVOT, M6
14	650882	1	GB HEAD PIVOT, LH
15	64447	2	PIN, GB MOTOR MNT PIVOT, 2"
16	28578	1	CYLINDER, AIR, 3-1/4 X 6
17	64654	4	ELBOW, 45° 3/8 NPT X 3/8 P2C
18	21344	4	BSHNG, 1/2 MNPT X 3/8 FNPT
19	61541	1	LED PAR 36 FLOOD LIGHT
20	61044	2	ADAPTER, 1/2" MORFS BULKHEAD
21	204F49	1	G/B TENSION SPRINGS, M6AV

### ITEMS BELOW NOT SHOWN

ITEM NO.	PART NUMBER	QTY.	DESCRIPTION
22	204E90	1	G/B SPRAY BAR M6AV
23	6502995	1	BRKT, G/B SPRAYBAR, M6AV
24	65155	2	UNION, BULKHEAD MORF 1/4"
25	203B37	1	G/B BRUSH 5 SEG 49"

## Section 4 - Broom(s)

204F59 - LH GUTTER BROOM SHORT

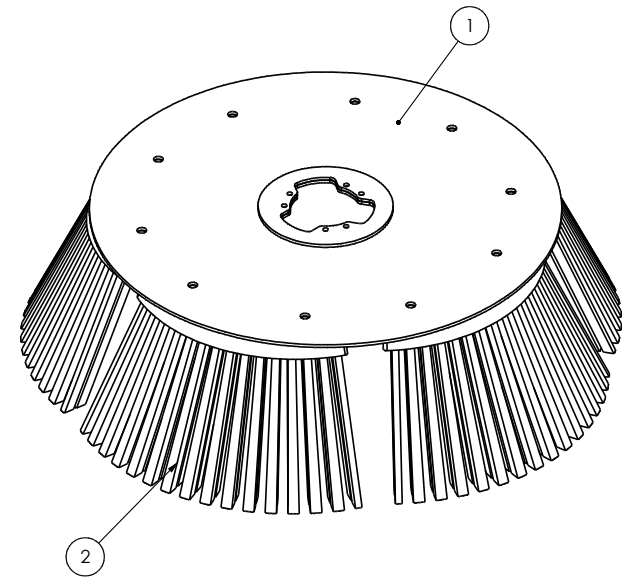
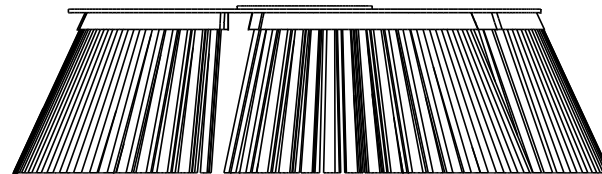
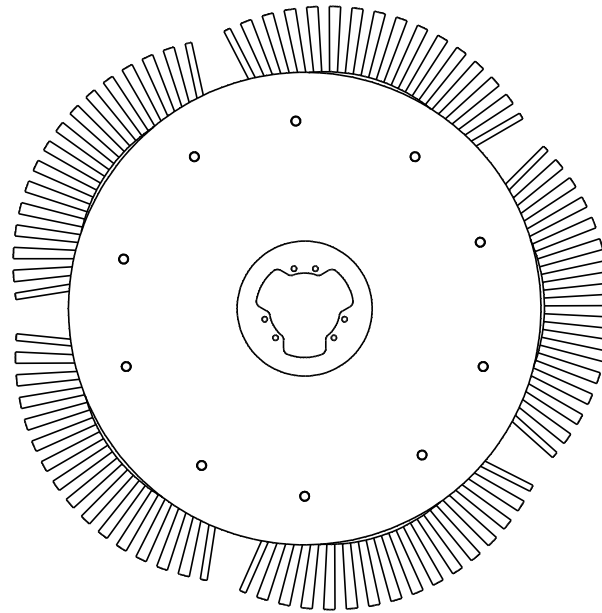




# Section 4 - Broom(s)

## 203B37 - GUTTER BROOM BRUSH

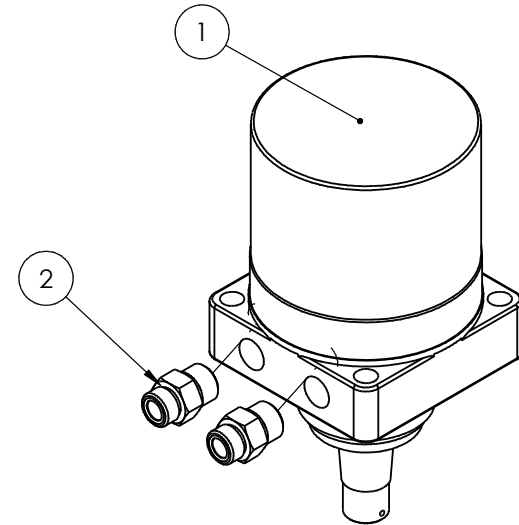
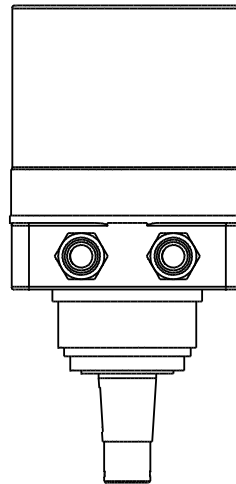
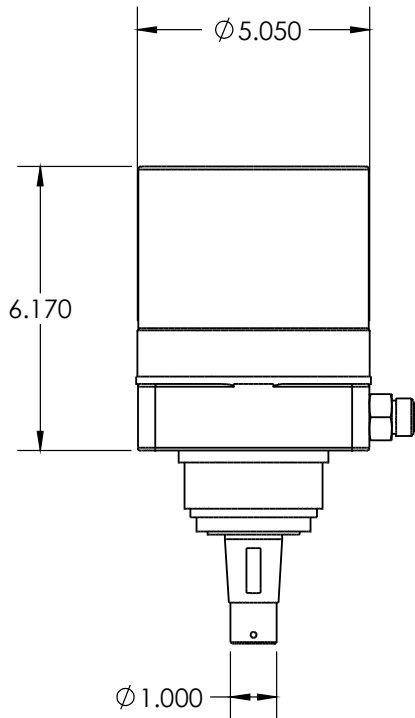
ITEM NO.	PART NUMBER	QTY.	DESCRIPTION
1	650759	1	WELD, BROOM DISK SPINNER, M6
2	20750	1	BROOM 26" 5 SEGMENT STEEL



# Section 4 - Broom(s)

## 203D17 - HYDRAULIC G/B MOTOR

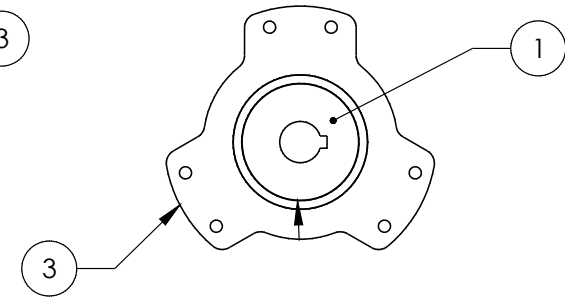
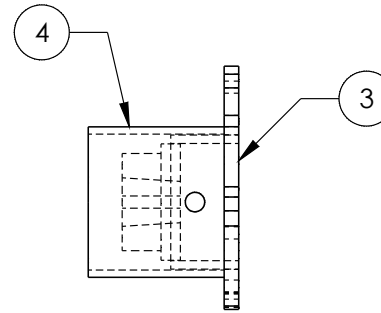
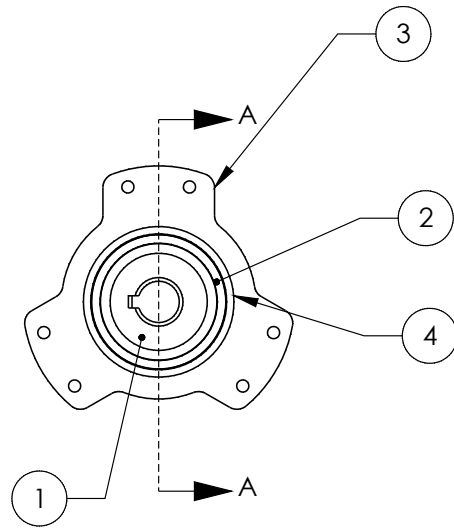
ITEM NO.	PART NUMBER	QTY.	DESCRIPTION
1	65624	1	HYDRAULIC MOTOR, 12 CU IN
2	61031	2	1/2" MORFS X 5/8" MORB



# Section 4 - Broom(s)

## 650417 - GUTTER BROOM HUB MOUNT

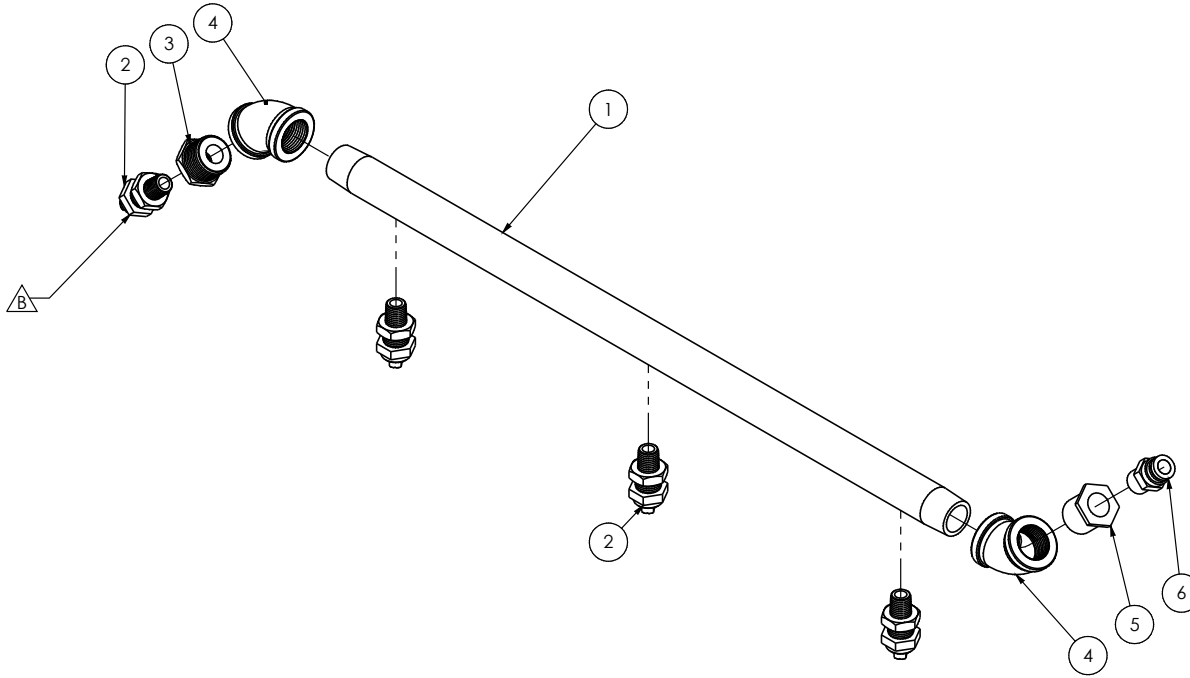
ITEM NO.	PART NUMBER	DESCRIPTION	QTY.
1	5201950	GUTTER BROOM HUB BUSHING	1
2	6501607	TUBE, G/B HUB EXTENSION	1
3	6501608	GUTTER BROOM HUB BASE	1
4	6501609	G/B HEAD STRING GAURD	1



# Section 4 - Broom(s)

## 204E90 - GUTTER BROOM SPRAYBAR

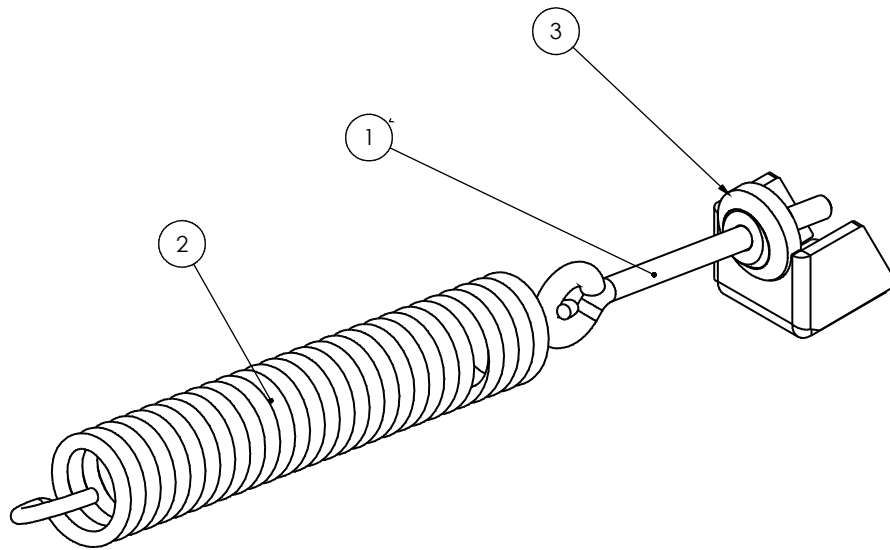
ITEM NO.	PART NUMBER	QTY.	DESCRIPTION
1	6502495	1	SPRAYBAR PIPE X 22
2	203C98	4	SPRAY, TIP 1/4 MPT
3	27191	1	BUSHING, 3/4 MNPT X 1/4 FNPT
4	20946	2	ELBOW, 45° 3/4
5	26849	1	BUSHING, 3/4 MNPT X 3/8 FNPT, BR
6	28983	1	ADAPTER, 3/8 NPT X 3/8 P2C



## Section 4 - Broom(s)

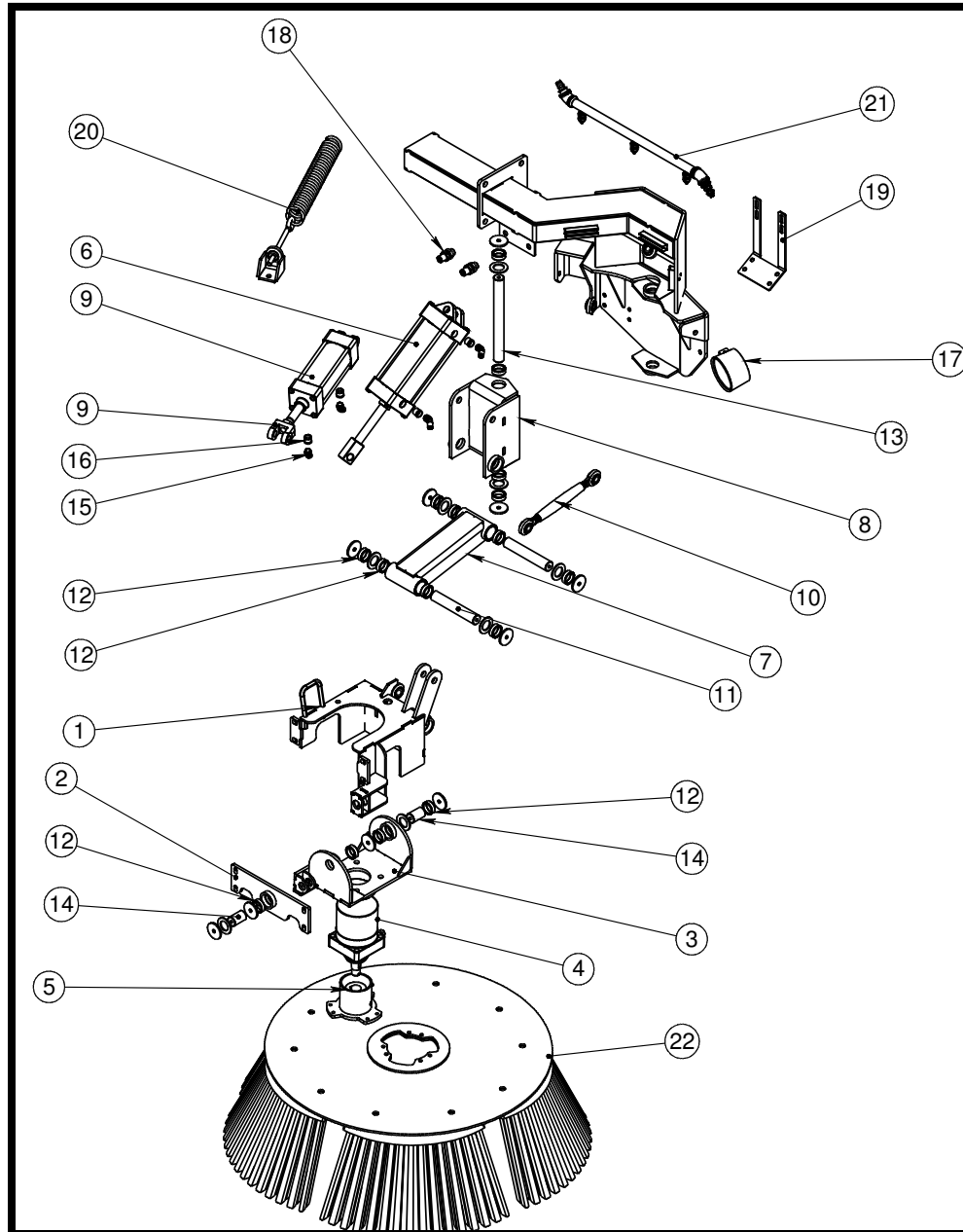
### 204F49 - GUTTER BROOM TENSION SPRING

ITEM NO.	PART NUMBER	QTY.	DESCRIPTION
1	29233	1	EYEBOLT 1/2-13 X 6" LONG
2	29794	1	JD SPRING
3	650922	1	GEO SPRINGS BRKT, GB, M6AV



# Section 4 - Broom(s)

## 204F60 - RH GUTTER BROOM SHORT



ITEM NO.	PART NUMBER	EXTENDED TILT IN/QTY.	DESCRIPTION
1	650830	1	GUTTER BROOM HEAD,RH
2	650883	1	END CAP, GB MOTOR PIVOT, M6
3	650881	1	GUTTER BROOM HEAD PIVOT, RH
4	203D17	1	HYDRAULIC MOTOR G/B DRIVE ASSY
5	650417	1	GUTTER BROOM HUB MOUNT ASSY
6	28579	1	CYLINDER,PNEUMATIC 4 X 8
7	650772	1	BROOM ARM, SHORT LH
8	650794	1	CENTER PIVOT, U JOINT
9	28578	1	CYLINDER,AIR,3-1/4 X 6
10	64399	1	TURNBUCKLE, 3/4"
11	64236	2	PIN, LOWER BROOM ARM
12	64243	16	POLYGON BEARING COMPOSITE
13	64242	1	PIN, U JOINT, BROOM ARM
14	64447	2	PIN, GB MOTOR MNT PIVOT, 2"
15	64654	4	ELBOW, 45° 3/8 NPT X 3/8 P2C
16	21344	4	BUSHING,1/2 MNPT X 3/8 FNPT BRASS
17	61541	1	LED PAR 36 FLOOD LIGHT
18	61044	2	ADAPTER, 1/2" MORFS BULKHEAD
19	6502995	1	BRKT, G/B SPRAYBAR, M6AV
20	204F49	1	G/B TENSION SPRINGS, M6AV
21	204E90	1	G/B SPRAY BAR ASSY, M6AV
22	203B37	1	G/B BRUSH 5 SEGMENT 49"

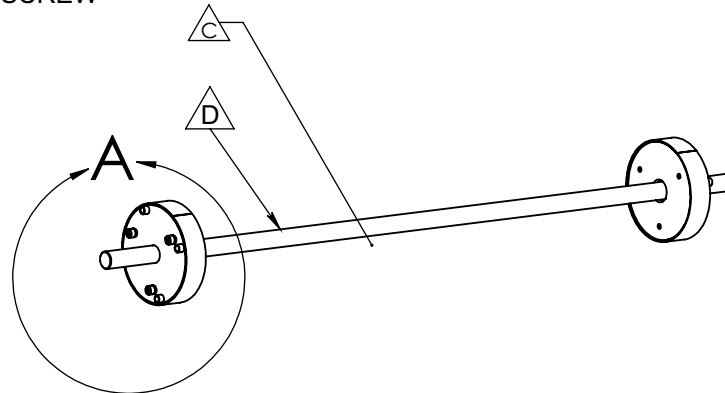
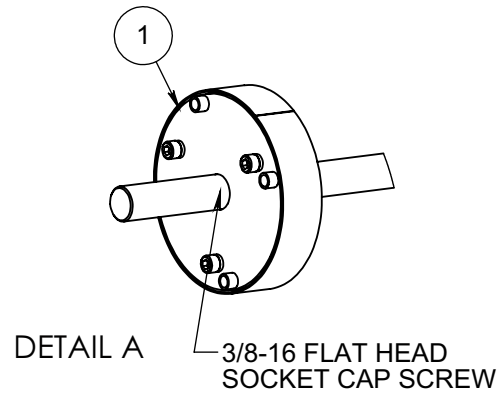
### ITEMS BELOW NOT SHOWN

23	65155	1	UNION, BULKHEAD MORF 1/4"
24	64272	8	THRUST WASHER, 2.125"ODX1.27
25	6502845	10	WASHER, BROOM PIN M6AV

## Section 4 - Broom(s)

### 204E87 - MAIN BROOM BRUSH ASSY M6AV

ITEM NO.	PART NUMBER	QTY.	DESCRIPTION
1	64250	1	WELD, MAIN BROOM, SHAFT, M6



NOTE: THE TYPE OF BROOM (ITEM 2) IS OPTIONAL. OTHER BROOMS WILL HAVE DIFFERENT ASSEMBLY NUMBERS. SEE JDE CONFIGURATOR OPTION +4003A+ CURRENT OPTIONAL MAIN BROOM ASSEMBLIES:

- 204E87 - MAIN BROOM, CORE TUBE, ASSY (STANDARD)
- 204F76 - MAIN BROOM, STRIP, ASSY
- 204F77 - MAIN BROOM, WAFER, ASSY
- 204F78 - MAIN BROOM, WAFER, POLY/STEEL, ASSY

THE SHAFT AND END PLATES ARE THE SAME FOR ALL ASSEMBLIES. THE TYPE OF BROOM IS WHAT DIFFERENTIATES THE ASSEMBLIES.

ANY ONE OF THESE ASSEMBLIES WILL FEED INTO THE OVERALL MAIN BROOM ASSY, 204E84

# Section 4 - Broom(s)

## 204F76 - MAIN BROOM STRIP

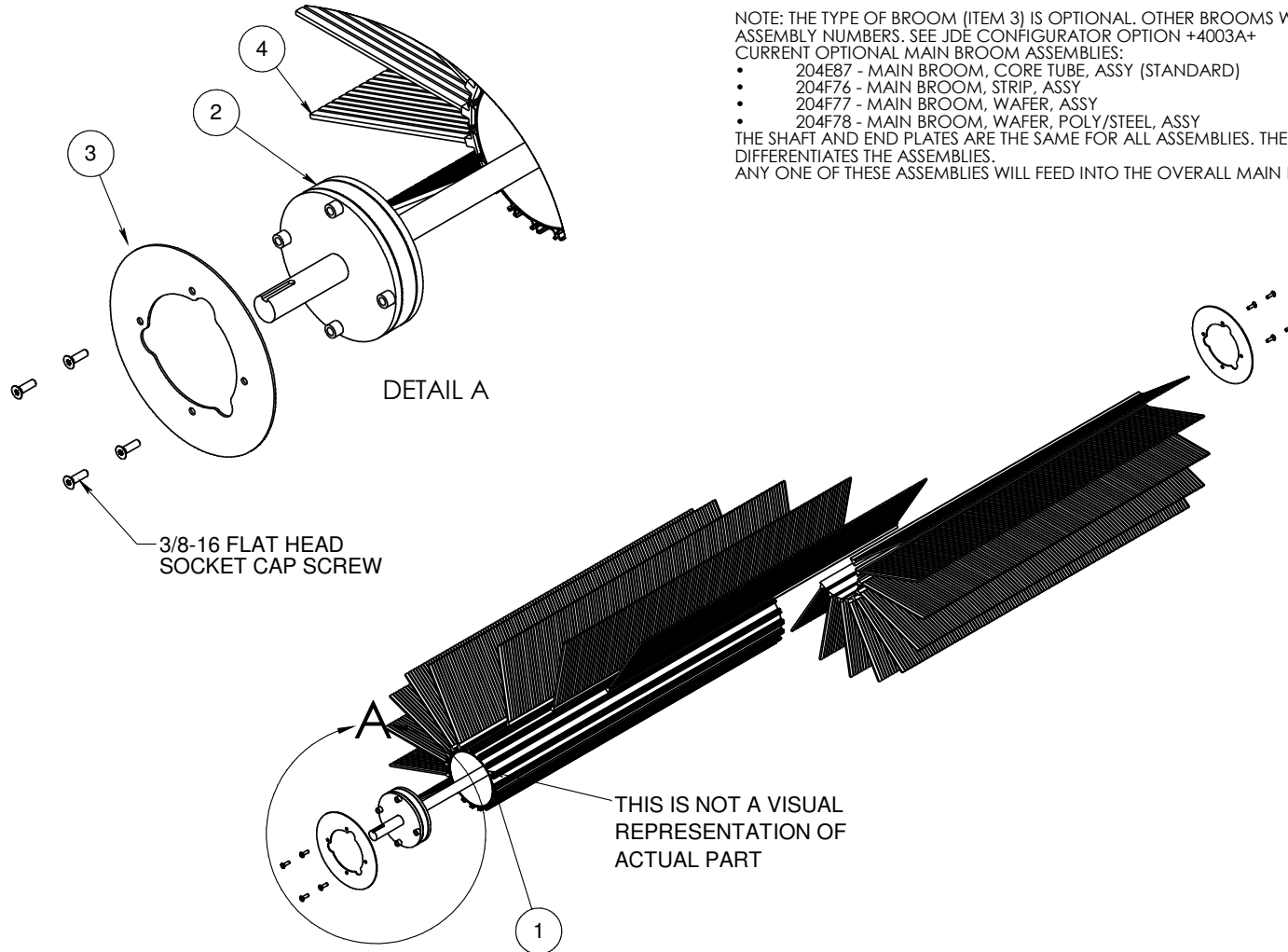
ITEM NO.	PART NUMBER	QTY.	DESCRIPTION
1	27585	1	CENTER SWEEP BROOM CORE
2	64250	1	MAIN BROOM SHAFT
3	6503244	2	MAIN BROOM RETAINER PLATE, SMA
4	29239	18	BROOM, STRIP 3/4 X 13 X 58

NOTE: THE TYPE OF BROOM (ITEM 3) IS OPTIONAL. OTHER BROOMS WILL HAVE DIFFERENT ASSEMBLY NUMBERS. SEE JDE CONFIGURATOR OPTION +4003A+ CURRENT OPTIONAL MAIN BROOM ASSEMBLIES:

- 204E87 - MAIN BROOM, CORE TUBE, ASSY (STANDARD)
- 204F76 - MAIN BROOM, STRIP, ASSY
- 204F77 - MAIN BROOM, WAFER, ASSY
- 204F78 - MAIN BROOM, WAFER, POLY/STEEL, ASSY

THE SHAFT AND END PLATES ARE THE SAME FOR ALL ASSEMBLIES. THE TYPE OF BROOM IS WHAT DIFFERENTIATES THE ASSEMBLIES.

ANY ONE OF THESE ASSEMBLIES WILL FEED INTO THE OVERALL MAIN BROOM ASSY, 204E84





# Section 4 - Broom(s)

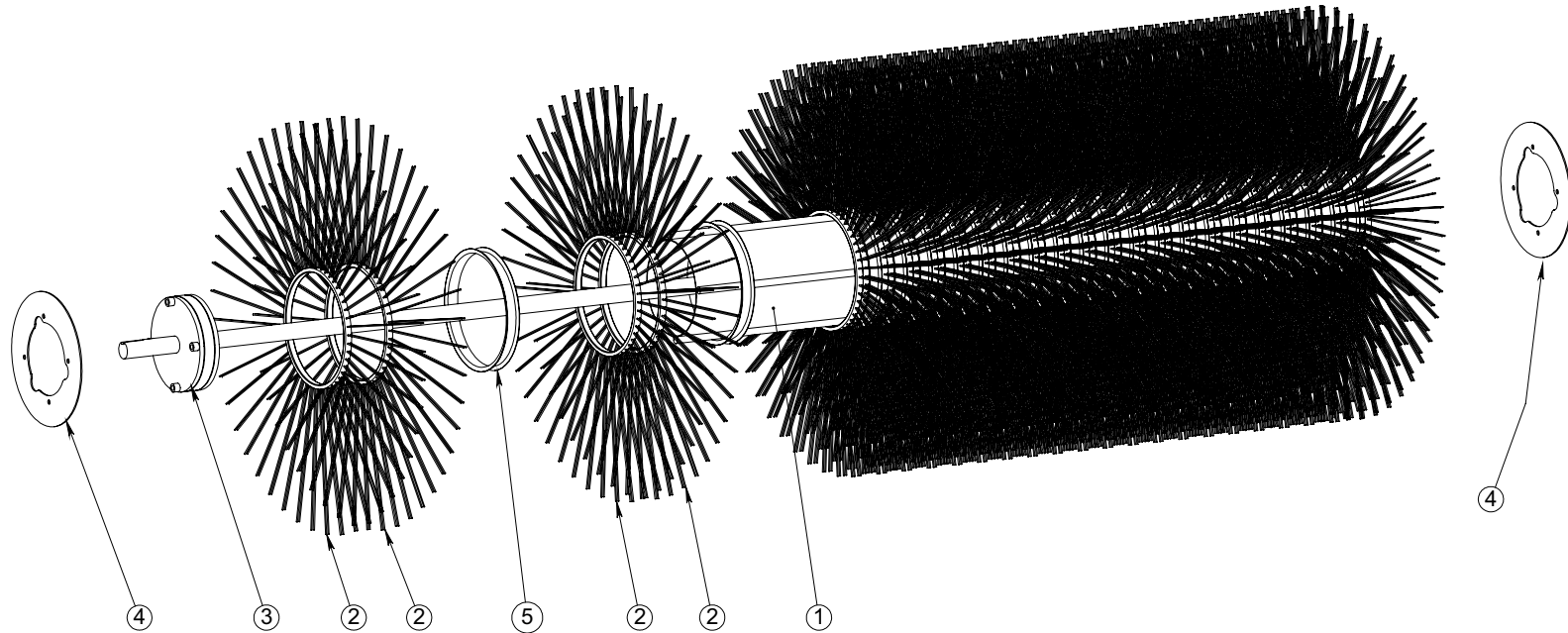
## 204F77 - MAIN BROOM WAFER

ITEM NO.	PART NUMBER	QTY.	DESCRIPTION
1	27565	1	58" BROOM CORE WAFER BROOM
2	23243	46	BROOM, POLYWAFER (FLAT) (BLUE)
3	64250	1	MAIN BROOM SHAFT
4	6503244	2	MAIN BROOM RETAINER PLATE, SMA
5	60947	22	SPACER FOR POLY WAFER

NOTE: THE TYPE OF BROOM (ITEM 3) IS OPTIONAL. OTHER BROOMS WILL HAVE DIFFERENT ASSEMBLY NUMBERS. SEE JDE CONFIGURATOR OPTION +4003A+  
 CURRENT OPTIONAL MAIN BROOM ASSEMBLIES:

- 204E87 - MAIN BROOM, CORE TUBE, ASSY (STANDARD)
- 204F76 - MAIN BROOM, STRIP, ASSY
- 204F77 - MAIN BROOM, WAFER, ASSY
- 204F78 - MAIN BROOM, WAFER, POLY/STEEL, ASSY

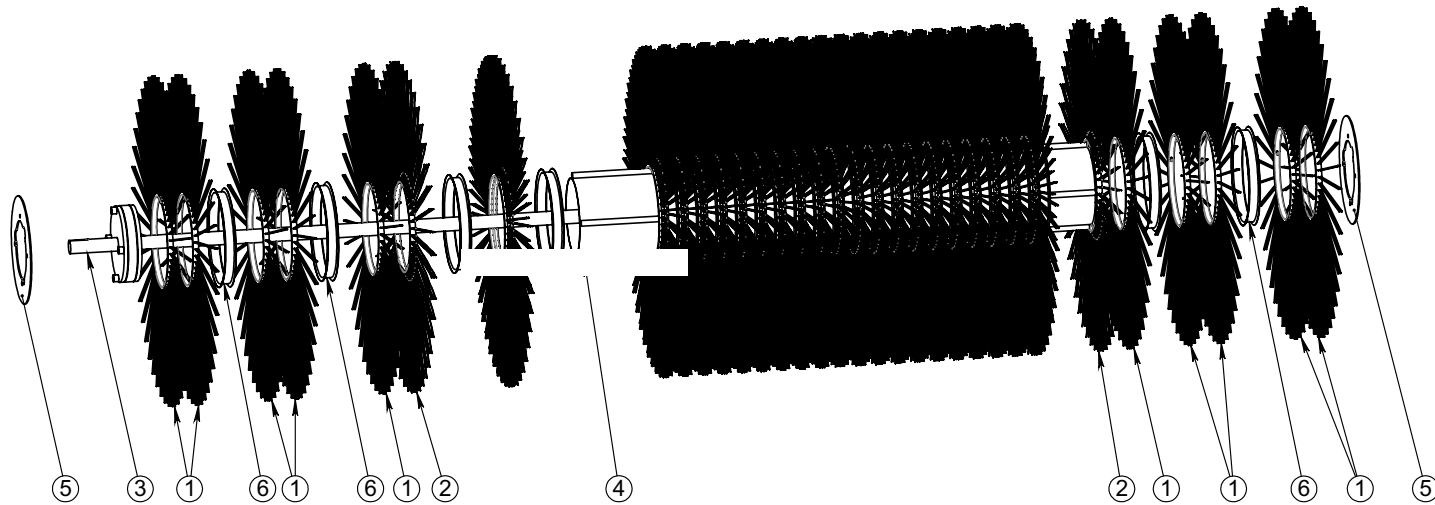
THE SHAFT AND END PLATES ARE THE SAME FOR ALL ASSEMBLIES. THE TYPE OF BROOM IS WHAT DIFFERENTIATES THE ASSEMBLIES.  
 ANY ONE OF THESE ASSEMBLIES WILL FEED INTO THE OVERALL MAIN BROOM ASSY, 204E84



## Section 4 - Broom(s)

### 204F78 - MAIN BROOM POLY/STEEL WAFER

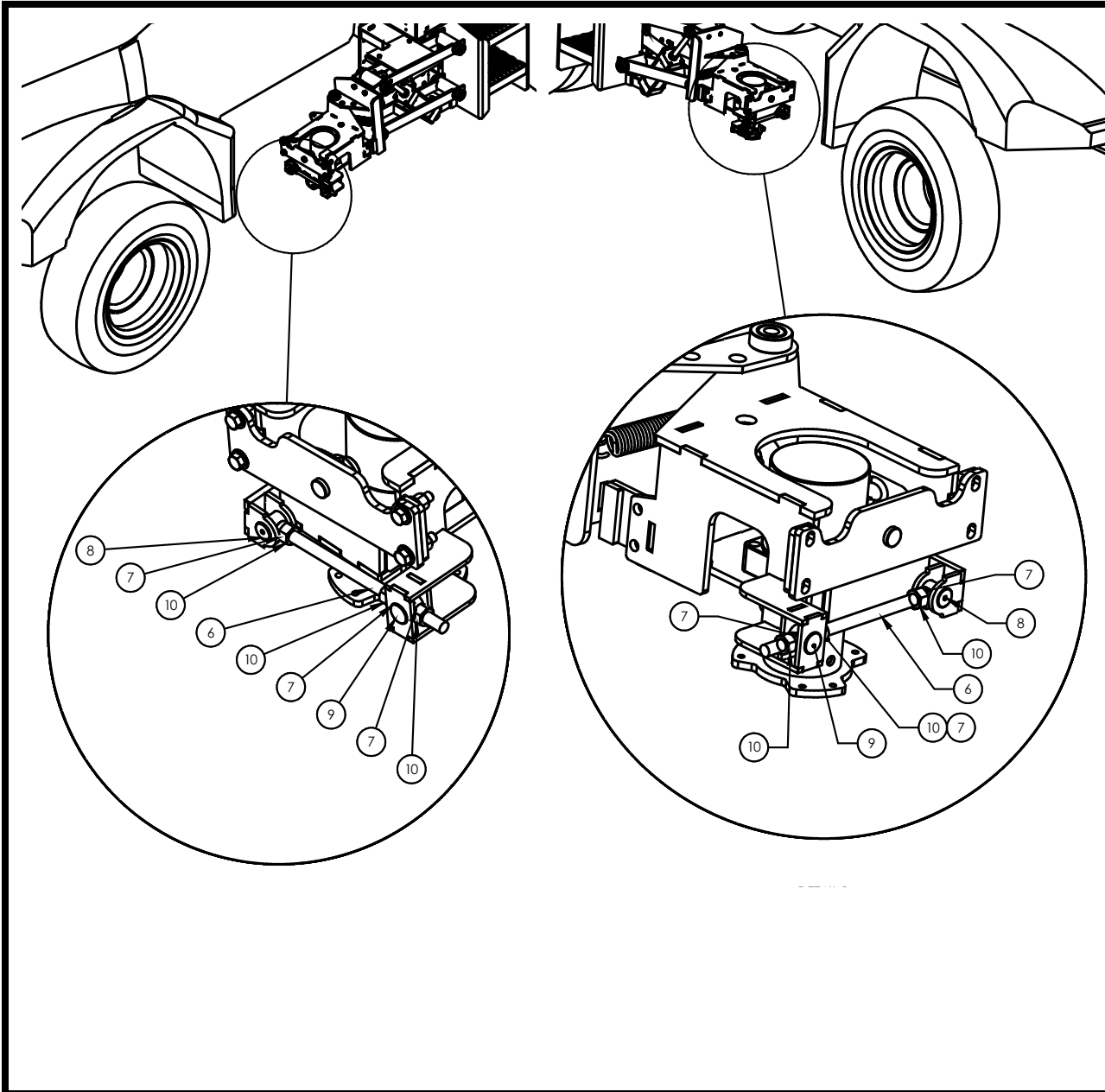
ITEM NO.	PART NUMBER	QTY.	DESCRIPTION
1	23243	31	BROOM, POLYWAFER(FLAT)(BLUE)
2	25919	23	10 X 36 FLAT STEEL WAFER BROOM
3	64250	1	MAIN BROOM SHAFT
4	27565	1	58" BROOM CORE WAFER BROOM
5	6503244	2	MAIN BROOM RETAINER PLATE, SMA
6	60947	26	SPACER FOR POLY WAFER



WAFERS ARE PAIRED AS FOLLOWS (BEGINNING FROM OUTERMOST PAIRING TO THE MIDDLE PAIR IN THE BRUSH ASSEMBLY):  
 2X BLUE POLY-WAFERS; 2X BLUE POLY-WAFERS; 1X BLUE POLY WAFER, 1X STEEL WAFER, ETC.

# Section 4 - Broom(s)

## 204G23 - MANUAL TILT DUAL G/B



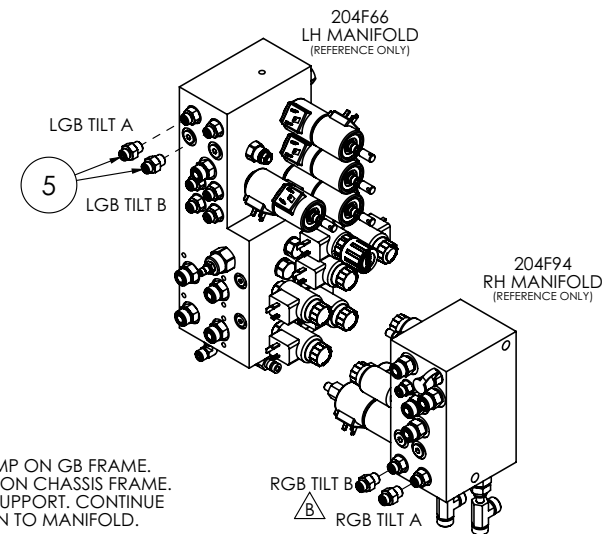
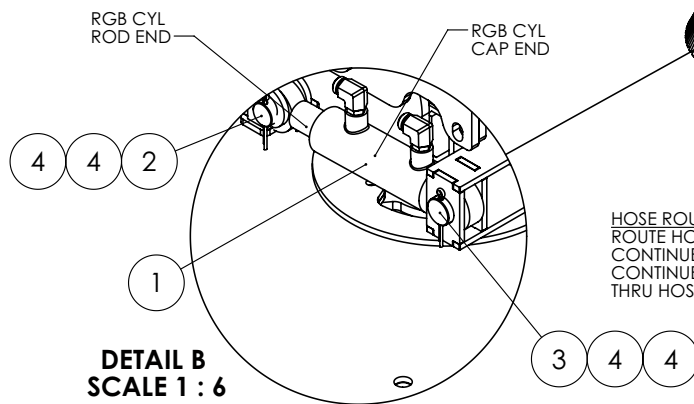
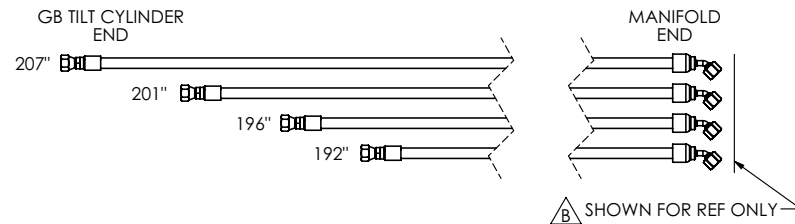
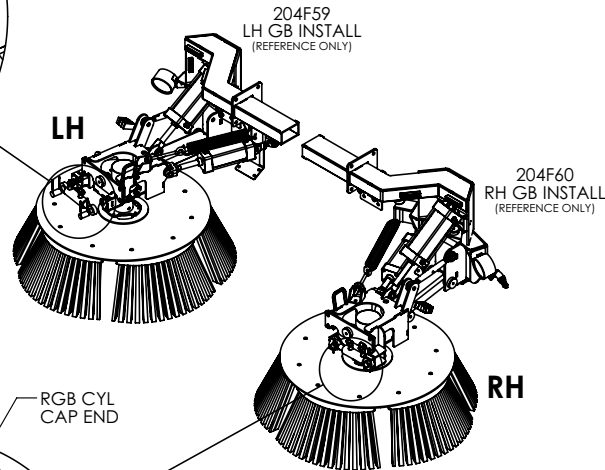
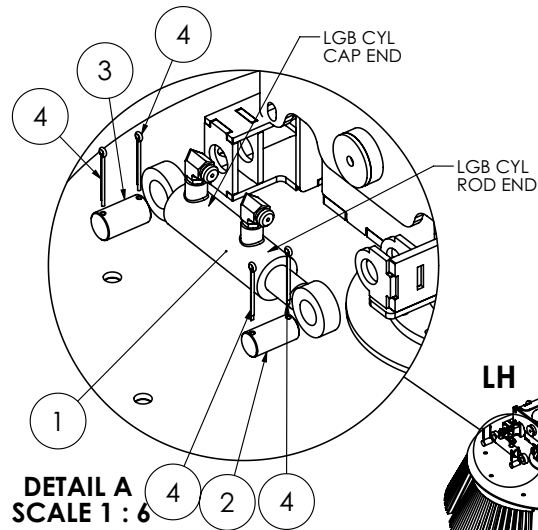
ITEM NO.	PART NUMBER	204G23/QTY.	DESCRIPTION
1	55232	1	TRUCK,2004 FL-70,M6000 SE
2	203992	1	SCISSOR LIFT ASSEMBLY
3	203D63	1	GUTTER BROOM, ASSY LH
4	203D55	1	GUTTER BROOM, ASSY RH
5	54408	3	SHOCK BOOT
6	6501015	2	TILT ROD
7	6501014	6	TILT ADJUSTMENT SPACER
8	6500936	2	REAR TILT PIVOT PIN
9	6500929	2	FRONT TILT PIVOT PIN
10	31140	6	5/8-11 HEX NUT
11	6501809	2	CAP PLATE, REAR FRAME M-2
12	20656	2	ELBOW,90,3/8 NPT X 3/8 P2C
13	28983	1	ADAPTER,3/8 NPT X 3/8 P2C

# Section 4 - Broom(s)

## 204G24 - POWER TILT G/B DUAL

ITEM NO.	PART NUMBER	QTY.	DESCRIPTION
1	203T09	2	HYD CYLINDER G/B TILT ASSY ORF
2	6500950	2	TILT CYLINDER ROD PIN
3	6500937	2	TILT CYLINDER BASE PIN
4	30558	8	COTTER PIN, 1/8 X 2
5	61897	2	ADAPTER, 1/4" MORFS X 3/8" MOR
6	*65840	4	BULKHEAD 1/4 MORFS
7	*65841	4	NUT BULKHEAD 1/4 MORFS

\*ITEMS NOT SHOWN

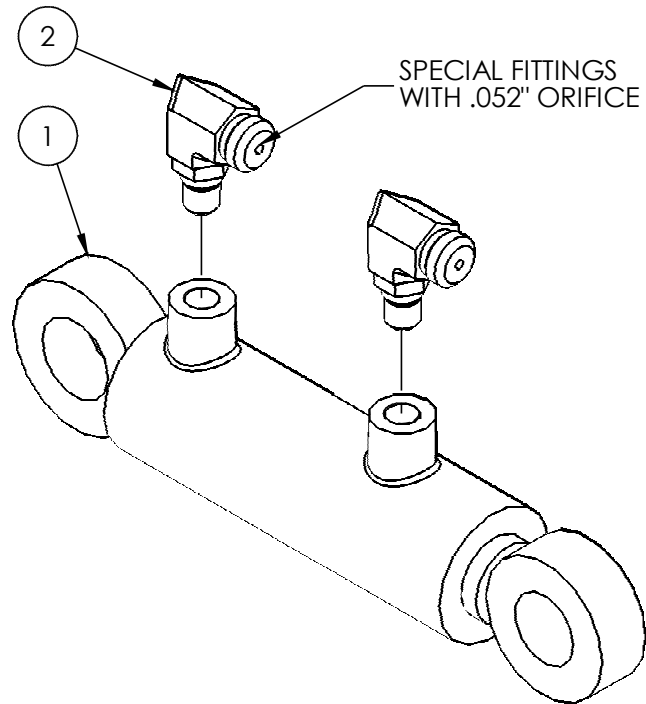


**HOSE ROUTING (BOTH SIDES)**  
ROUTE HOSES WITH GB MOTOR HOSES THRU P CLAMP ON GB FRAME. CONTINUE UNDER SCISSOR LIFT THRU HOSE CLAMP ON CHASSIS FRAME. CONTINUE OVER FENDER AND THRU LATCH PLATE SUPPORT. CONTINUE THRU HOSE RETAINER UNDER TRUCK BODY SIDE THEN TO MANIFOLD.

## Section 4 - Broom(s)

### 203T09 - CYLINDER G/B TILT

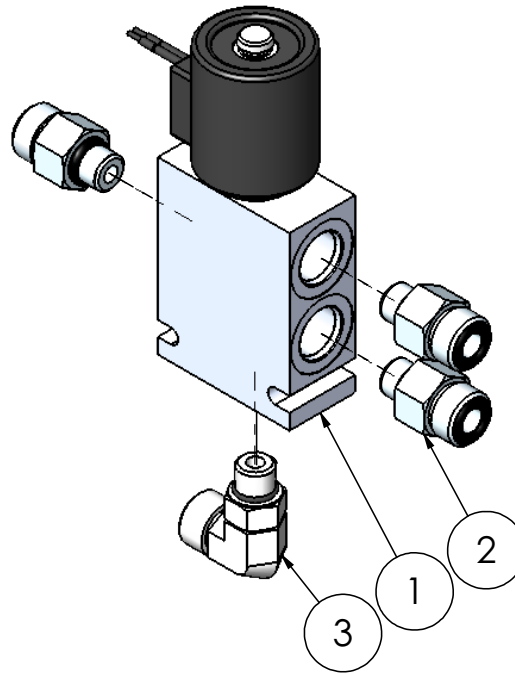
ITEM NO.	PART NUMBER	QTY.	DESCRIPTION
1	28808	1	CYLINDER, 1.5" BORE X 2.5" HYD
2	65283	2	ELBOW 90 1/4MORF X 1/4MORB .05



## Section 4 - Broom(s)

### 204H50 - REVERSING G/B MANIFOLD

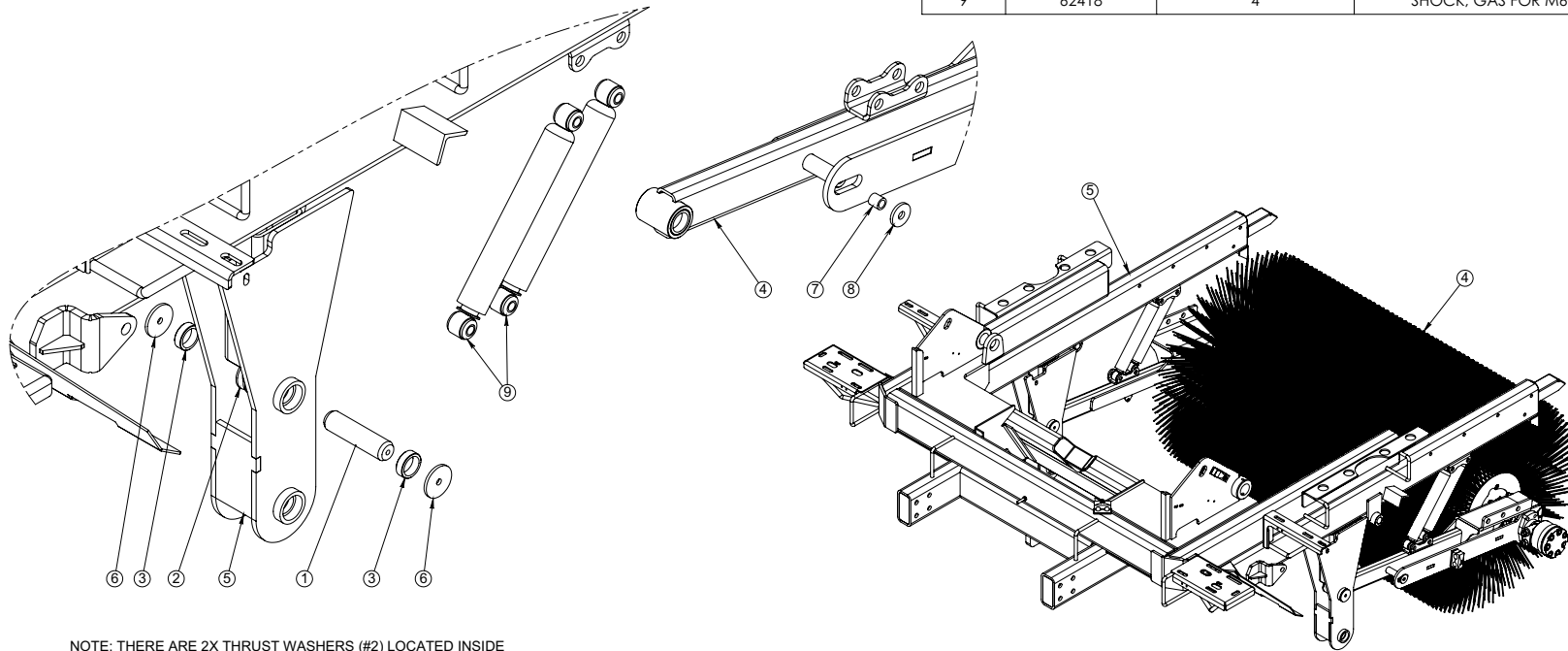
ITEM NO.	PART NUMBER	QTY.	DESCRIPTION
1	23100	1	4-WAY, 2-POS HYD CART VALVE
2	61374	3	ADAPTER, 1/2" MORFS X 3/8" MORB
3	61138	1	ELBOW, 1/2 MORFS 90 X 3/8 MORB
4	6503181	1	RETAINER PLT, GB REVERSE MNFLD
5	6503174	1	MNT BRKT, GB REVERSE MANIFOLD



# Section 4 - Broom(s)

## 204F06 - MAIN BROOM MOUNT

ITEM NO.	PART NUMBER	Upper Level/QTY.	DESCRIPTION
1	6502634	2	DRAG SHOE ARM PIN, M6 AV
2	64272	4	THRUST WASHER 2.125"OD X 1.270
3	64243	4	POLYGON BEARING COMPOSITE
4	204E84	1	MAIN BROOM ASSEMBLY
5	64256	1	FRAME/SCISSOR LIFT ASSY, M6AV
6	6502845	4	WASHER, BROOM PIN, M6AV
7	6503208	1	SPACER, CONV MOTOR MOUNT
8	6503210	1	WASHER, CONV MOTOR MOUNT
9	62418	4	SHOCK, GAS FOR M6000



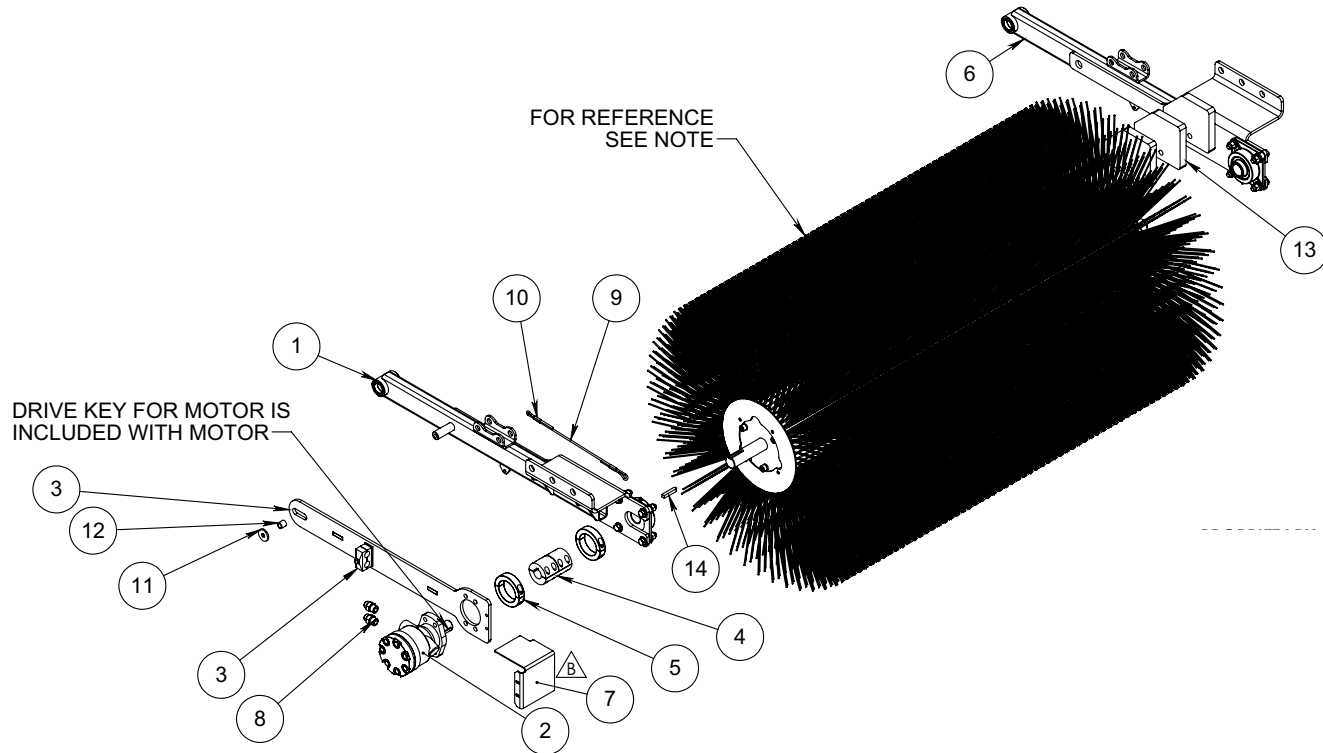
NOTE: THERE ARE 2X THRUST WASHERS (#2) LOCATED INSIDE FRAME LEGS (BOTH SIDES)

# Section 4 - Broom(s)

## 204E84 - MAIN BROOM

NOTE: MAIN BROOM ASSEMBLY IS AN OPTION AND WILL NOT APPEAR ON THIS BOM.  
 SEE JDE CONFIGURATOR OPTION +4003A+  
 CURRENT MAIN BROOM ASSEMBLY OPTIONS:  
 204E87 - MAIN BROOM, CORE TUBE, ASSY (STANDARD/SHOWN)  
 204F76 - MAIN BROOM, STRIP, ASSY  
 204F77 - MAIN BROOM, WAFER, ASSY  
 204F78 - MAIN BROOM, WAFER, POLY/STEEL, ASSY

ITEM NO.	PART NUMBER	QTY.	DESCRIPTION
1	204E85	1	MAIN BROOM ARM, RH, ASSY
2	65621	1	HYD MOTOR M/B M6
3	650840	1	M/B TORQUE ARM, WELD
4	64252	1	SHAFT COUPLER
5	64251	2	SHAFT COLLAR
6	204E86	1	MAIN BROOM ARM, LH, ASSY
7	6502820	1	M/B COUPLER GUARD
8	61031	2	1/2" MORFS X 5/8" MORB
9	22099-20	20"	M6AV DRAG SHOE TETHER
10	62468	2	SLEEVE, ALUMINUM, 3/16
11	6503210	1	WASHER, CONV MOTOR MOUNT
12	6503208	1	SPACER, CONV MOTOR MOUNT
13	6502990	3	REAR BROOM WEIGHT M6AV
14	6502659	1	DRIVE KEY, 3/8 SQ X 2.13

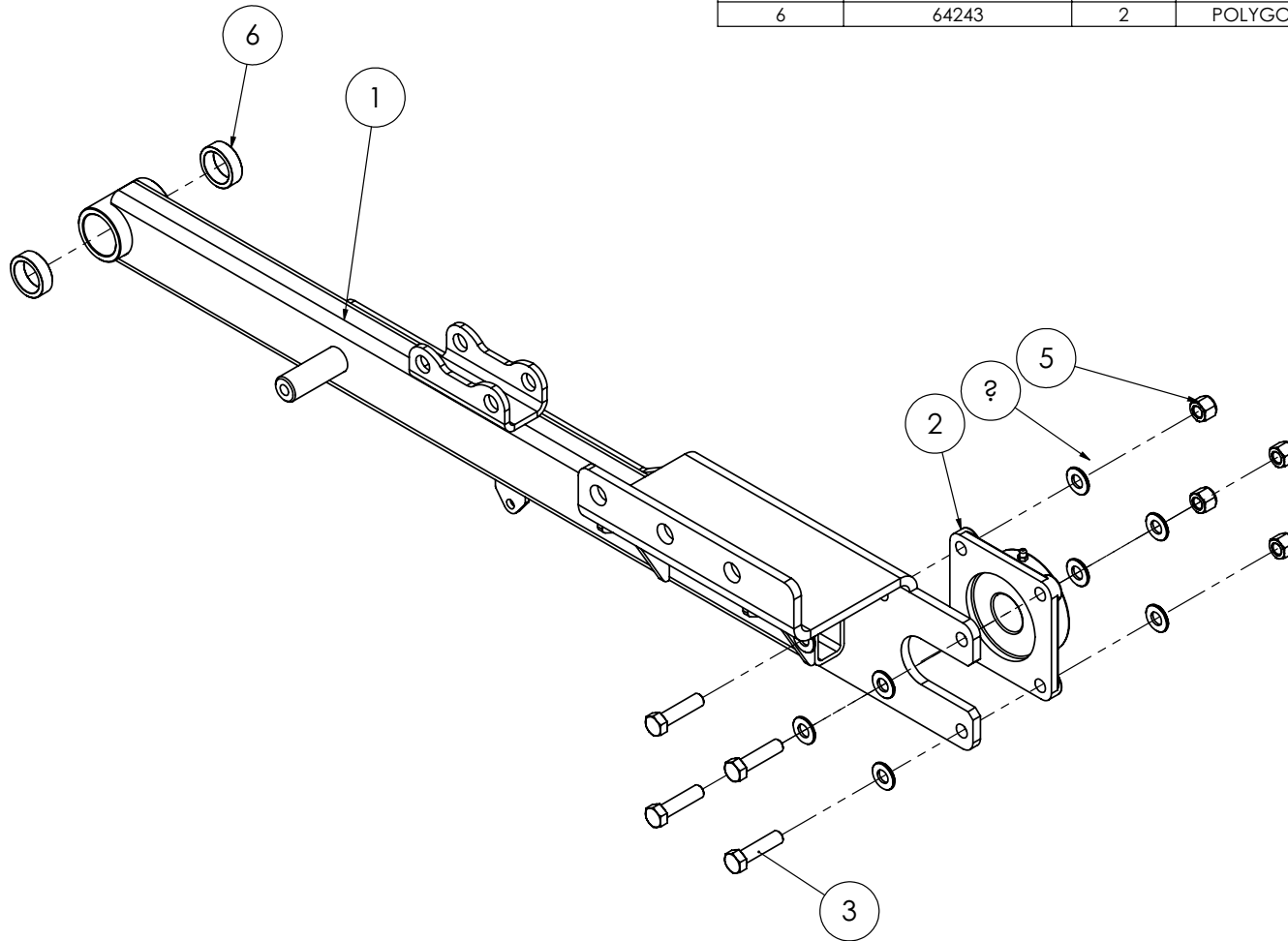




# Section 4 - Broom(s)

## 204E85 - MAIN BROOM ARM RH

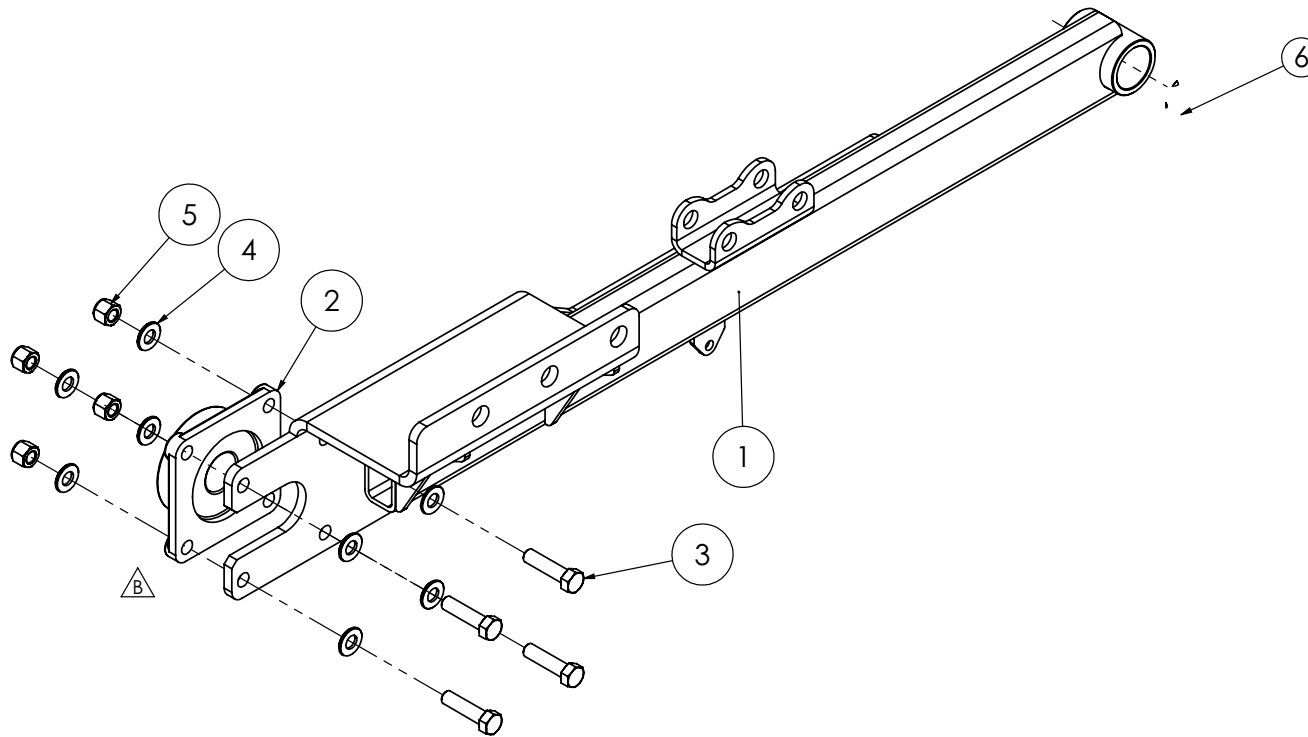
ITEM NO.	PART NUMBER	QTY.	DESCRIPTION
1	650841	1	MAIN BROOM ARM, LH, WELD
2	28653	1	BEARING, FLANGE 1-1/2"
3	30638	4	BOLT, 1/2-13 X 2", GR5
4	31588	8	WASHER, FLAT 1/2"
5	31148	4	NUT, LOCK, 1/2-13, HEX
6	64243	2	POLYGON BEARING COMPOSITE



# Section 4 - Broom(s)

## 204E86 - MAIN BROOM ARM LH

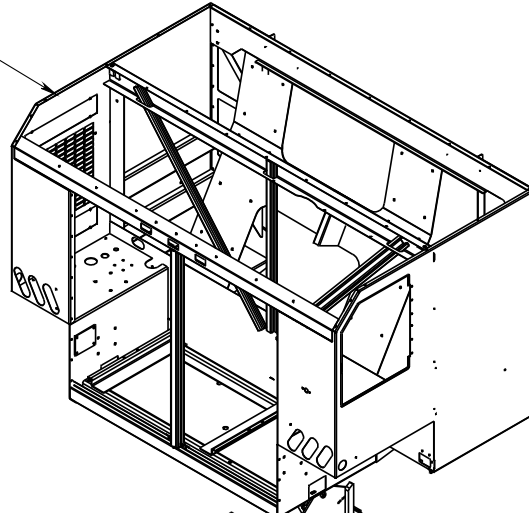
ITEM NO.	PART NUMBER	QTY.	DESCRIPTION
1	650842	1	MAIN BROOM ARM, RH, WELD
2	28653	1	BEARING, FLANGE 1-1/2"
3	30638	4	BOLT, 1/2-13 X 2", GR5
4	31588	8	WASHER, FLAT 1/2"
5	31148	4	NUT, LOCK, 1/2-13, HEX
6	64243	2	POLYGON BEARING COMPOSITE



# Section 4 - Broom(s)

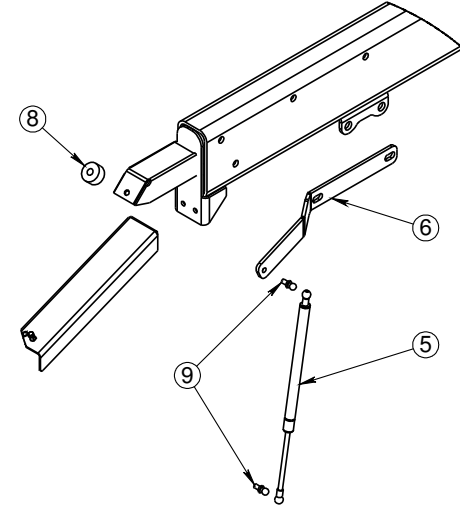
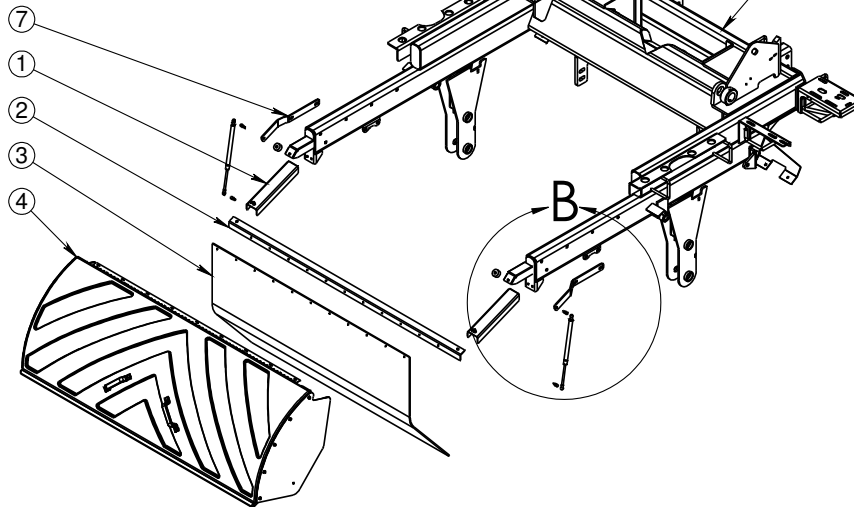
## 204F04 - MAIN BROOM COVER AND SKIRT MOUNT - AV

TRUCK BODY  
SHOWN FOR  
REFERENCE ONLY



ITEM NO.	PART NUMBER	QTY.	DESCRIPTION
1	650798	2	MAIN BRM SKIRT SUPPT ARM
2	6502501	1	MAIN BROOM SKIRT MNT BKT
3	64270	1	M6 MAIN BROOM SKIRT
4	203F45	1	MAIN BROOM COVER ASSY,M6000
5	29322	2	SPRING,GAS 7" COME W/BALL JOINTS
6	6501659	1	BRKT,M/B COVER CYL MOUNT,RH
7	6501658	1	BRKT,M/B COVER CYL MOUNT,LH
8	56915	2	BUMPER,RUBBER 1 1/2" DIA W/3/8 UNC STUD
9	59131	4	STUD, BALL 10MM

FRAME SHOWN FOR  
REFERENCE ONLY

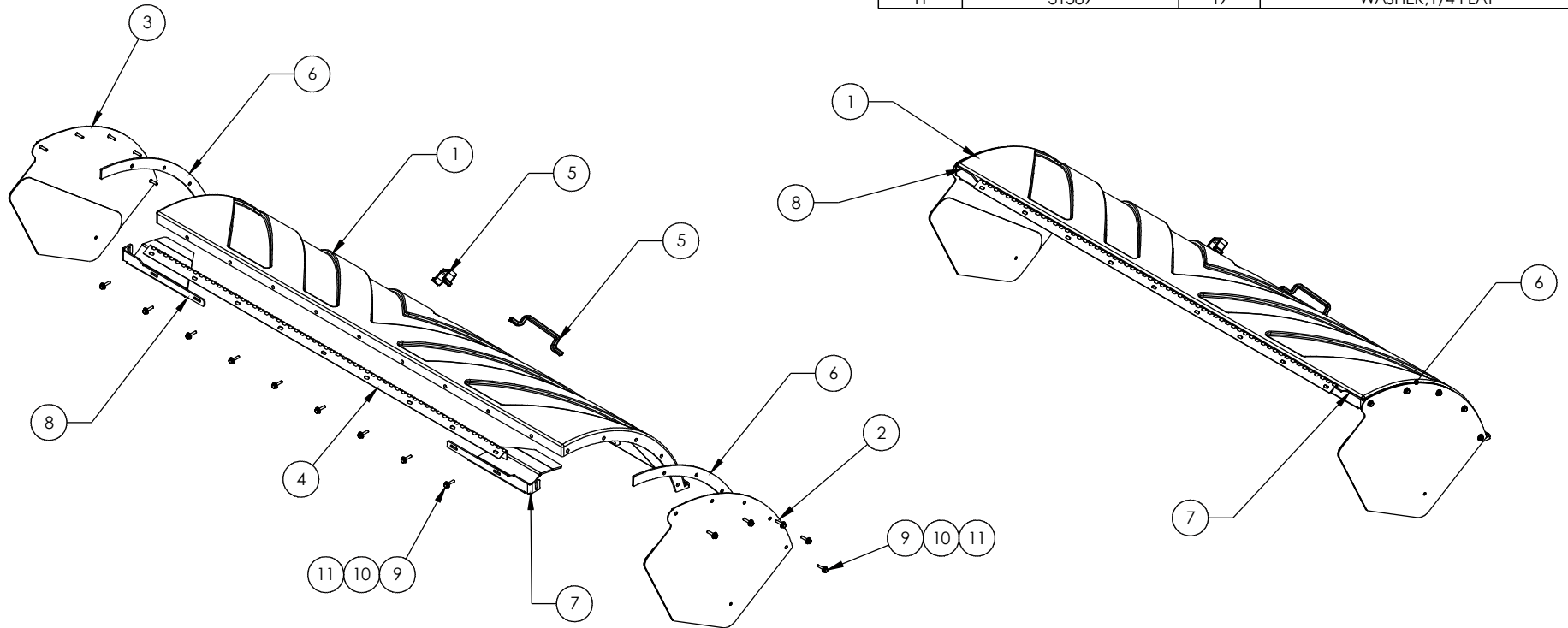


DETAIL B  
SCALE 1 : 12

# Section 4 - Broom(s)

## 203F45 - MAIN BROOM COVER

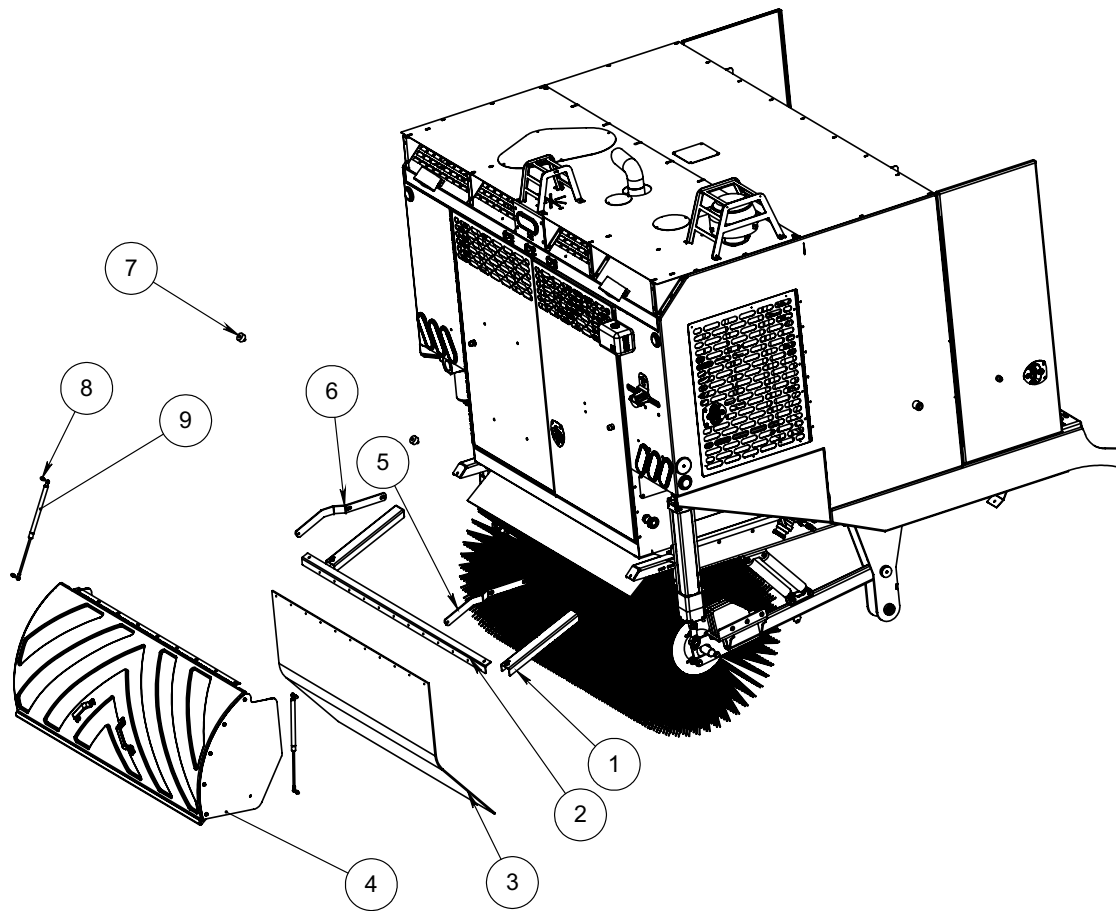
ITEM NO.	PART NUMBER	QTY.	DESCRIPTION
1	29297	1	REAR BROOM COVER M6000
2	650402	1	LH END PLATE BROOM COVER
3	650403	1	RH END PLATE BROOM COVER
4	29226	1	HINGE, 60" CONTINUOUS PIANO
5	20452	2	GRAB HANDLE AH 4302
6	6501747	2	SPACER, MAIN BROOM COVER SIDES
7	6501752	1	BRKT, M/B COVER CORNER BRACE, LH
8	6501753	1	BRKT, M/B COVER CORNER BRACE, RH
9	30653	19	BOLT, 1/4-20X1.25
10	31604	19	WASHER, 1/4 LOCK
11	31589	19	WASHER, 1/4 FLAT



# Section 4 - Broom(s)

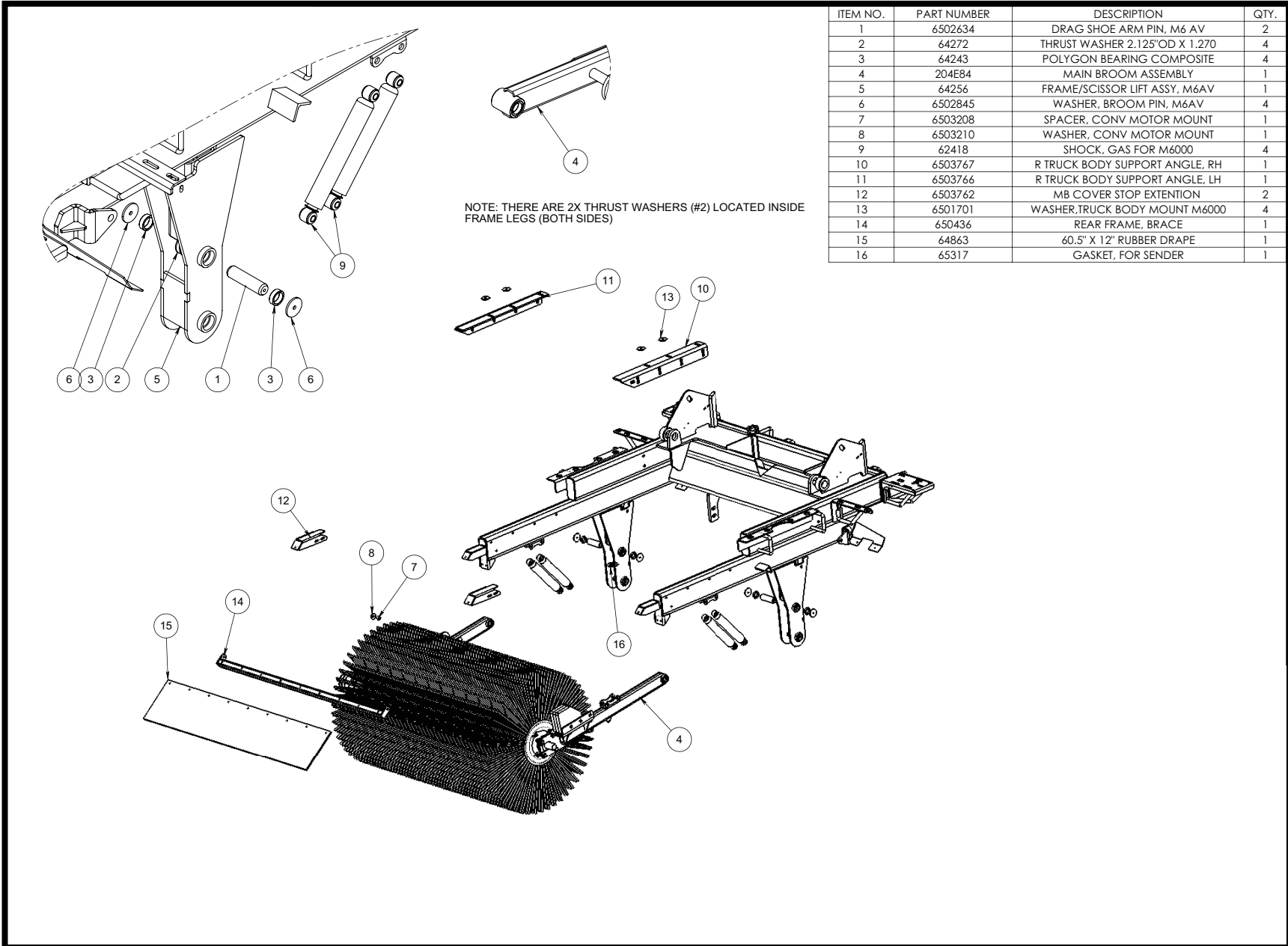
## 204T95 - MAIN BROOM COVER AND SKIRT MOUNT

ITEM NO.	PART NUMBER	DESCRIPTION	QTY.
1	651225	MAIN BRM SKIRT SUPPT ARM	2
2	6502501	MAIN BROOM SKIRT MNT BKT	1
3	64270	M6 MAIN BROOM SKIRT	1
4	203F45	MAIN BROOM COVER ASSY,M6000	1
5	6503758	BRKT,M/B COVER CYL MOUNT,RH	1
6	6503757	BRKT,M/B COVER CYL MOUNT,LH	1
7	56915	BUMPER,RUBBER 1 1/2" DIA W/3/8 UNC STUD	2
8	59131	STUD, BALL 10MM	4
9	29322	SPRING,GAS 7" COME W/BALL JOINTS	2



# Section 4 - Broom(s)

## 204T96 - MAIN BROOM MOUNT, CUMMINS



**Body**

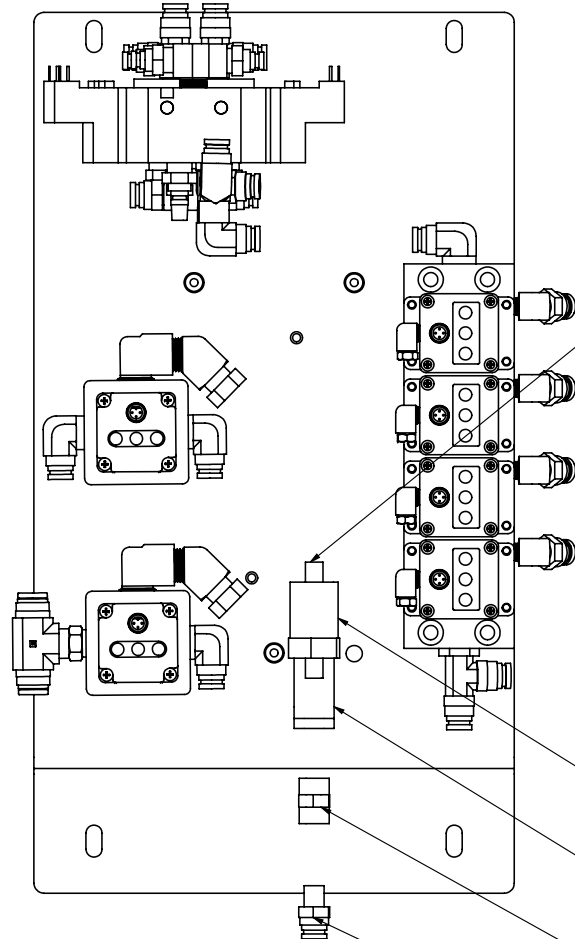
---

**5**

# Section 5 - Body

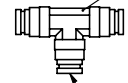
## 204P08 - LOAD WEIGHT AIR

ITEM NO.	PART NUMBER	Default/QTY.	DESCRIPTION
1	6503091	1	BRACKET, LOAD WEIGHT SWITCH
2	20897	1	1/4" COUPLING, BRASS
3	28974	1	TEE, UNION, 3/8 P2C
4	20529	18FT	TUBING, 3/8" NYLON
5	54240	1	ADAPTER, 1/4 NPT X 3/8 P2C
6	66326	1	SWITCH, PRESS, ADJ 145 PSI M12



SET POINT 61 PSI  
RESET POINT 59 PSI

3



SPLICED INTO THE AIRHOSE BETWEEN THE TWO AIRBAGS, 3/8" AIRHOSE IS RAN FROM HERE TO THE PRESSURE SWITCH ON THE AIR ASSEMBLY PLATE.

6

1

2

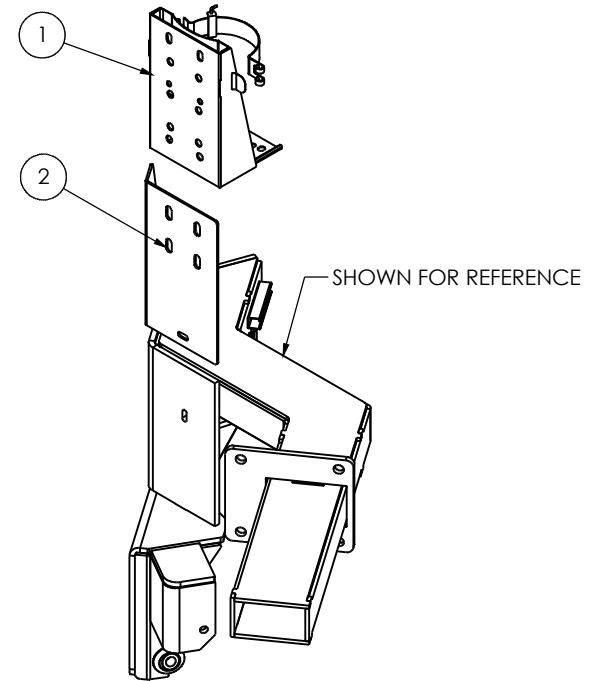
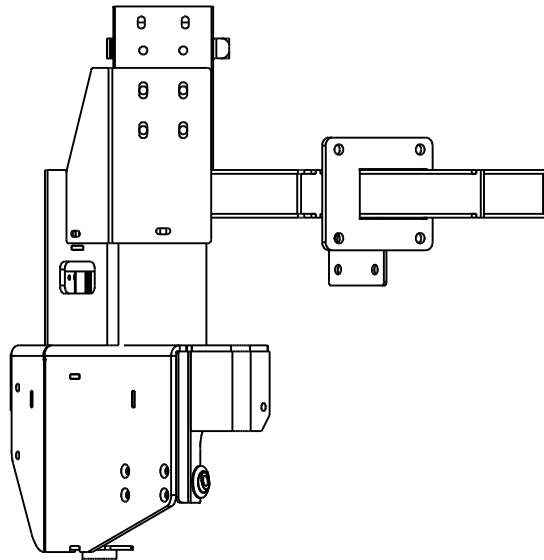
5



# Section 5 - Body

## 204V72 - OPTION, FIRE EXT GB MOUNT

ITEM NO.	PART NUMBER	DESCRIPTION	QTY.
1	68042	BRKT, 5LB FIRE EXTINGUISHER	1
2	6503839	BRACKET, FIRE EXTINGUISHER	1

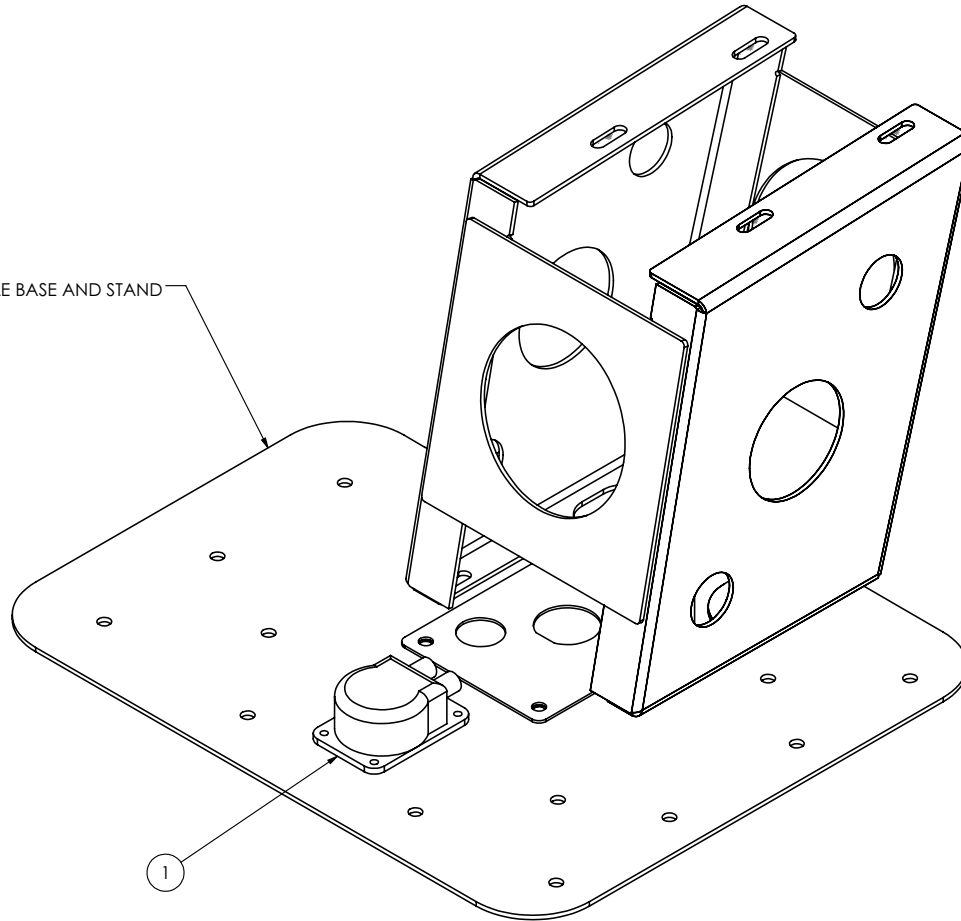


# Section 5 - Body

## 204N73 - INCLINOMETER

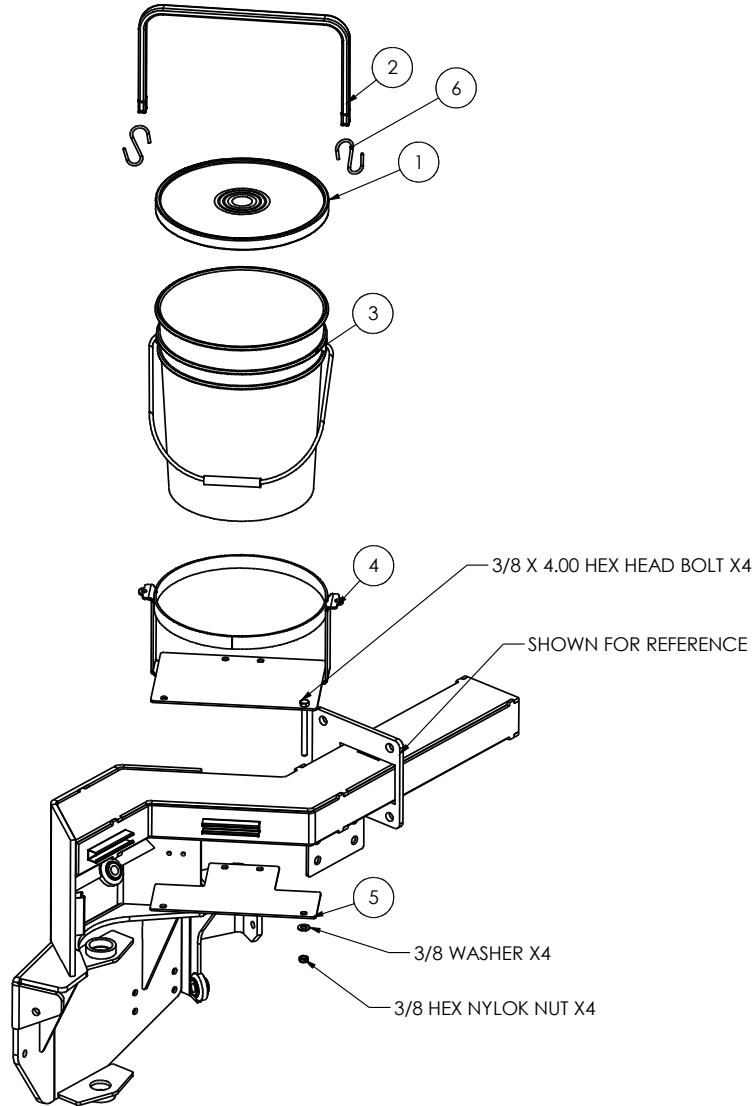
ITEM NO.	PART NUMBER	QTY.	DESCRIPTION
1	65761	1	SENSOR, INCLINATION
2	66378	1	CABLE, CAN 5 PIN FEMALE X 2M
3	23893	4	SCREW 10-24 X 1/2 HEX SS
4	31304	4	10 EXTERNAL TOOTH LOCK WASHER
5	66407	1	HARNESS, TILT SENSOR, M6

REF CONSOLE BASE AND STAND

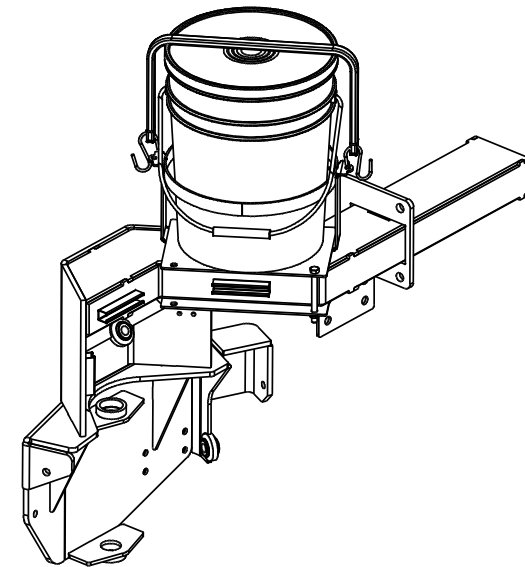


# Section 5 - Body

## 204V71 - OPTION, GUTTER BROOM BUCKET



ITEM NO.	PART NUMBER	DESCRIPTION	QTY.
1	21302	5 GALLON PAIL LID	1
2	21488	STRAP, 22" RUBBER	1
3	21301	5 GALLON PAIL	1
4	651259	WLDMNT, BUCKET MOUNT	1
5	6503831	BRACKET, BUCKET BOTTOM	1
6	20457	S HOOK, 2-1/2"	2



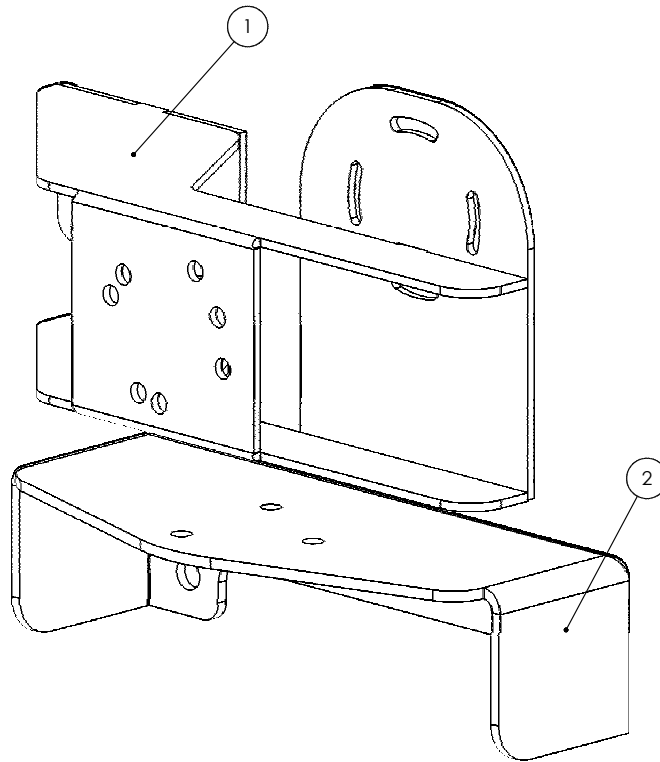
# Section 5 - Body

## 204V73 - INSTALL, M6SE, TAB & GPS

ITEM NO.	PART NUMBER	QTY.	DESCRIPTION
1	651258	1	WELDMENT, TABLET/DISPLAY BRACK
2	6502144	1	MONITOR MOUNT, M6CO 2009

### ITEMS BELOW NOT SHOWN

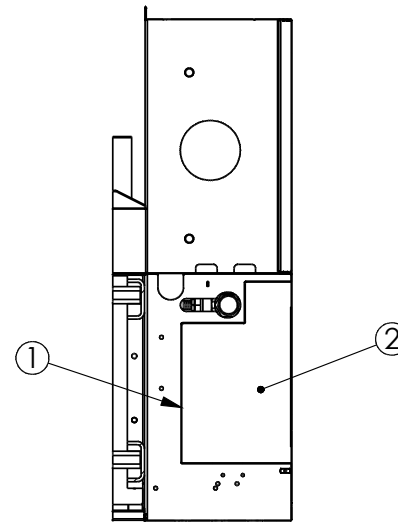
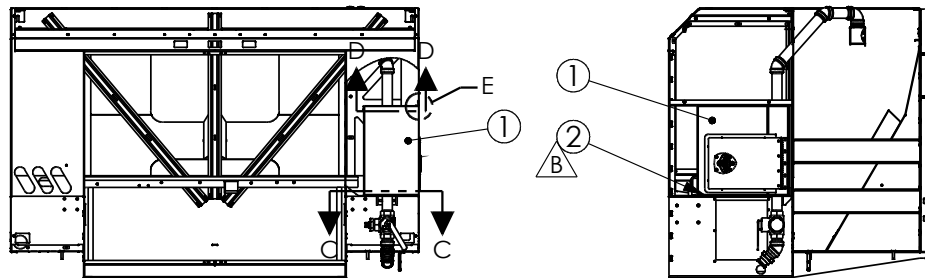
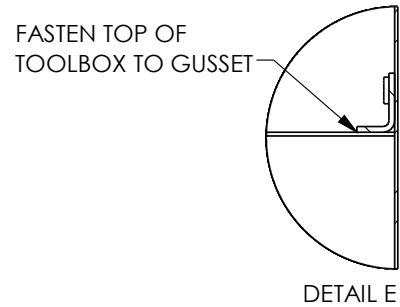
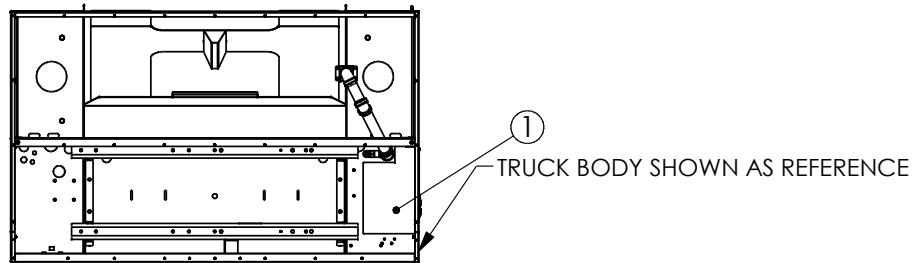
ITEM NO.	PART NUMBER	QTY.	DESCRIPTION
3	67568	4	MOUNT, ADHESIVE, 3/16 STRAP
4	65940	1	WEDGLOCK DT 3 POS PLUG
5	65941	1	WEDGLOCK DT 3 POS CONNECTOR
6	65939	1	CONNECTOR 3 WAY DT PIN
7	65938	1	3-PIN DEUTSCH CONNECTOR
8	64596	2	CONN, RECPT, DT, 4-POS
9	64601	2	PLUG, 4 WAY, DT SOCKET
10	64613	2	WEDGELOCK, W4S, DT PLUG
11	64612	2	TPA, RECPT, DT, 4-POS



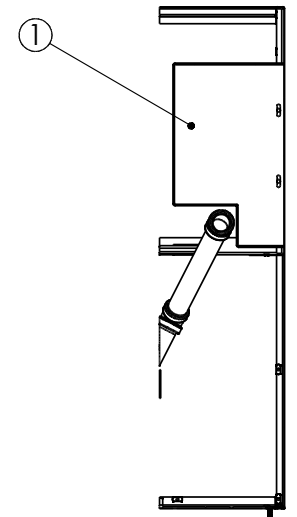
# Section 5 - Body

## 204V74 - OPTION, TOOLBOX TRUCKBODY

ITEM NO.	PART NUMBER	DESCRIPTION	QTY.
1	651262	WLDMNT, M6 TOOL BOX	1
2	6503843	MAT, TOOLBOX 13 X 21	1



SECTION C-C



SECTION D-D

## Section 5 - Body

### 204V77 - OPTION, TOOL KIT SCA

#### ITEMS NOT SHOWN

ITEM NO.	PART NUMBER	DESCRIPTION	QTY.
1	68041	IMPACT, 1/2" TORQUE LIMITED	1
2	68043	CHUCK INFLATOR, 1/4 NPT	1
3	68044	GUN, ALUM 12"	1
4	68046	PLUG, 1/4 X 1/4 NPT STEEL	3

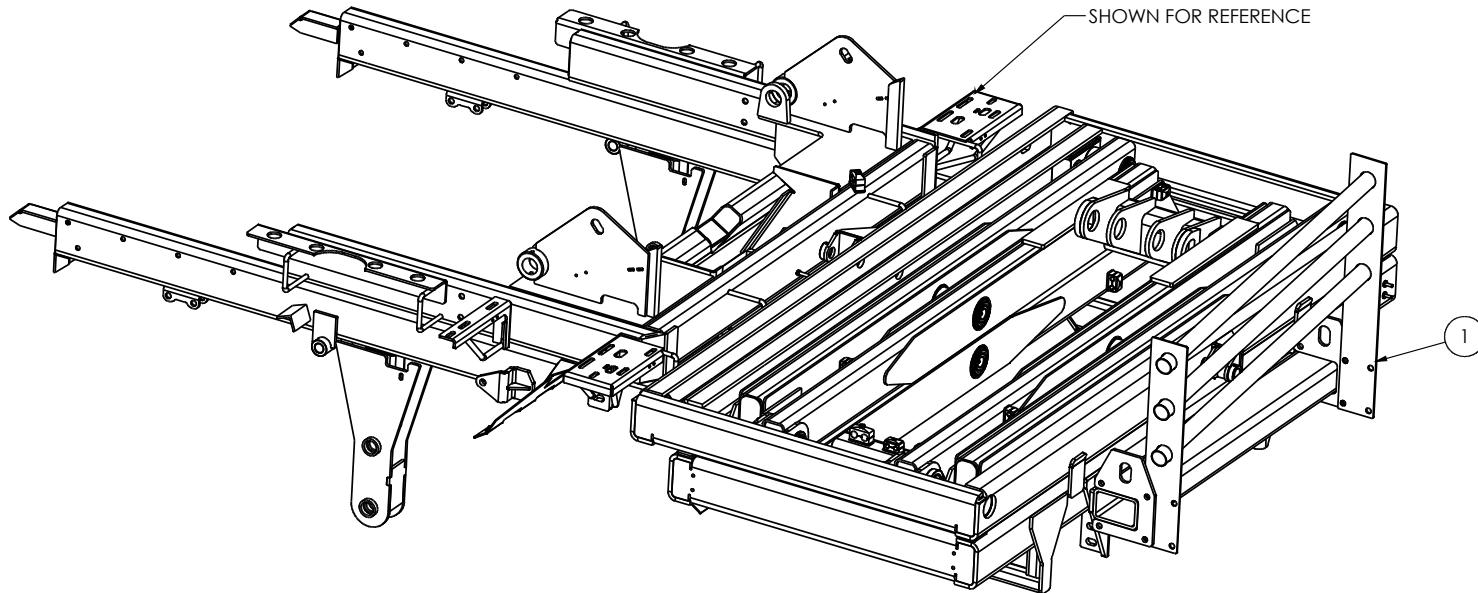
# Section 5 - Body

## 204V75 - OPTION, TOOL HOLDER

ITEM NO.	PART NUMBER	DESCRIPTION	QTY.
1	651261	WLDMNT, M6 TOOL HOLDER	1

ITEMS NOT SHOWN

ITEM NO.	PART NUMBER	DESCRIPTION	QTY.
2	68055	SHOVEL, 47 1/2 SQUARE FOOT	1
3	68056	BROOM, WHISK, 11-1/2	1



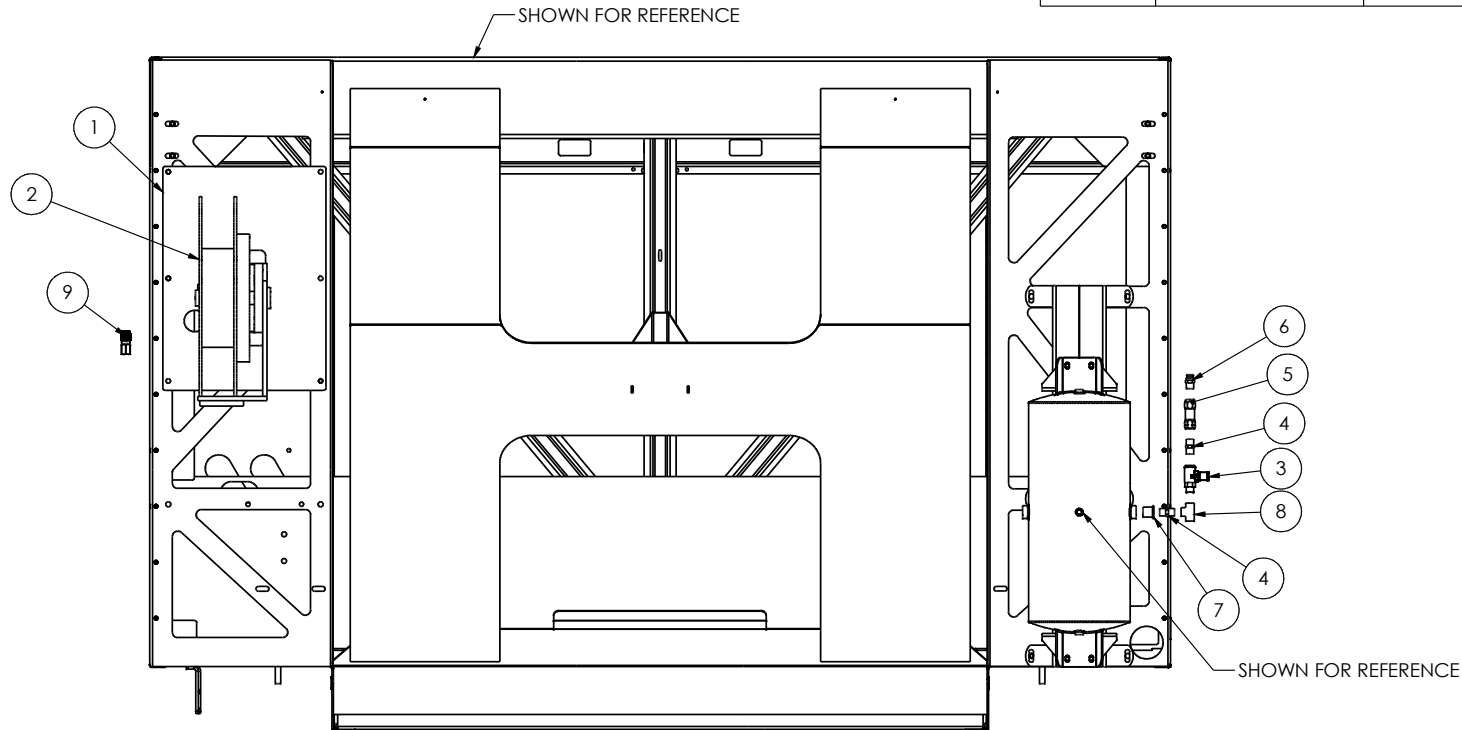
# Section 5 - Body

## 204V76 - OPTION, AIR HOSE REEL

ITEM NO.	PART NUMBER	DESCRIPTION	QTY.
1	6503163	HOSE REEL PLATE	1
2	68047	HOSE REEL	1
3	29807	.375" BALL VALVE, BRASS	1
4	20389	NIPPLE, 3/8 NPT HEX	2
5	27178	3/8" CHECK VALVE, 5 PSI	1
6	28983	ADAPTER, 3/8 NPT X 3/8 P2C	1
7	26849	BUSHING, 3/4 MNPT X 3/8 FNPT, BR	1
8	21526	3/8" BRASS TEE	1
9	68045	COUPLER, BRASS 1/4"	1

### ITEMS NOT SHOWN

ITEM NO.	PART NUMBER	DESCRIPTION	QTY.
10	20529	TUBING, 3/8" NYLON	216"

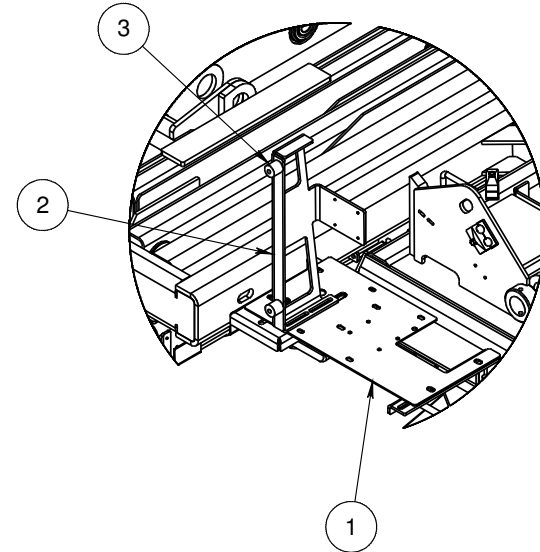
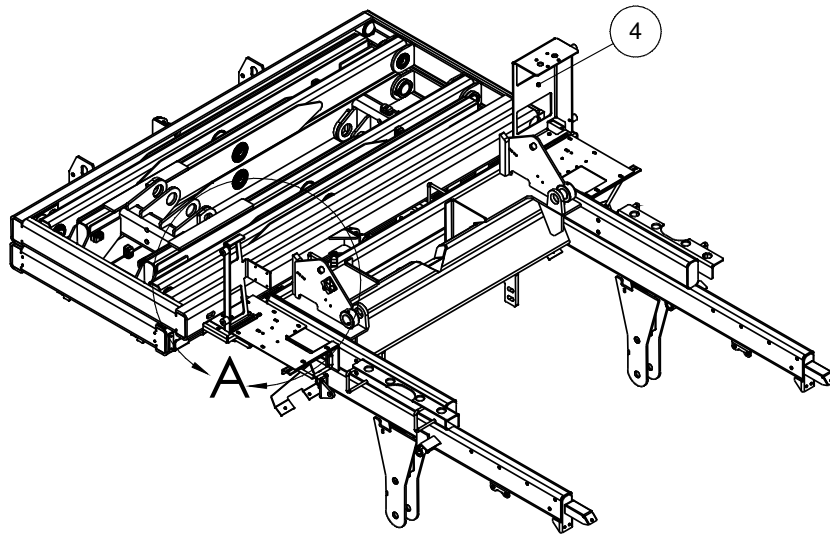




# Section 5 - Body

## 204F56 - SIDE DOOR LATCHES

ITEM NO.	PART NUMBER	QTY.	DESCRIPTION
1	6502854	2	SIDE LATCH PLATE
2	6503123	1	BRKT, DOOR STOP, RH,M6AV
3	23099	4	BUMPER,RUBBER 1 1/4 ROUND W/3/8-16 HOLE
4	6503768	1	BRCKT, WATER FILTER MOUNT

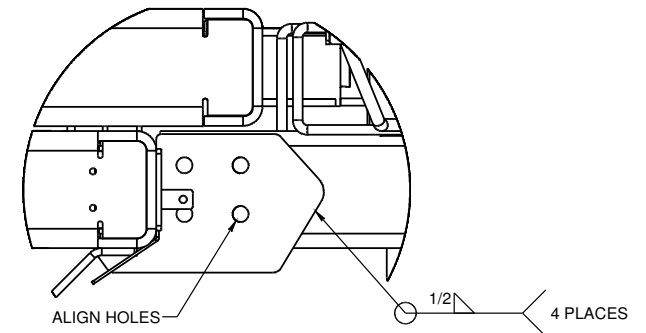
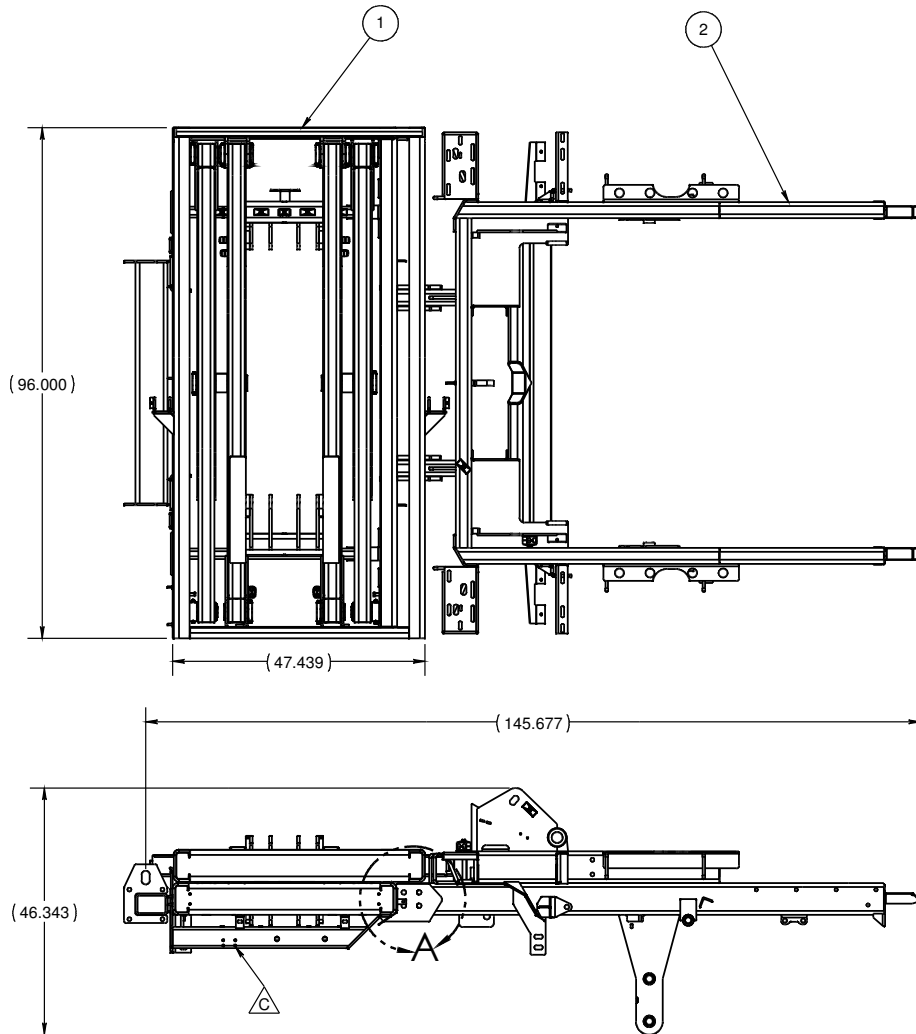


DETAIL A

# Section 5 - Body

## 64976 - FRAME, SCISSOR LIFT LINK ASSY

ITEM NO.	PART NUMBER	QTY.	DESCRIPTION
1	64224	1	SCISSOR LIFT, M6AV, 2013
2	64256	1	FRAME/SCISSOR LIFT ASSY, M6AV

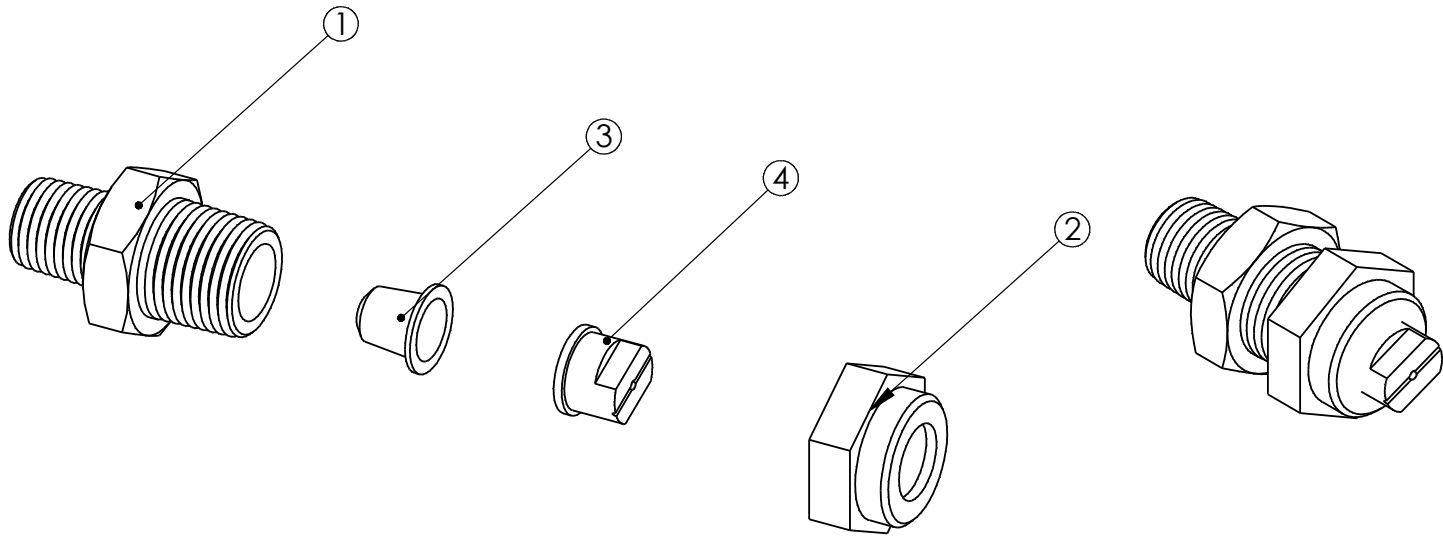


DETAIL A  
SCALE 1 : 6

## Section 5 - Body

### 203C98 - SPRAY TIP

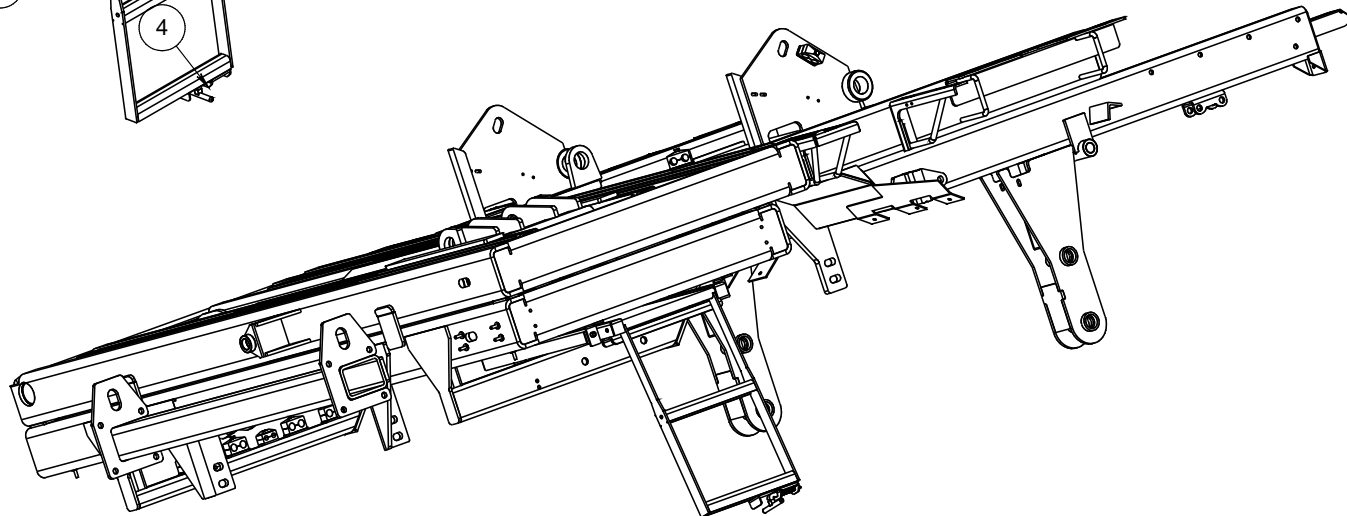
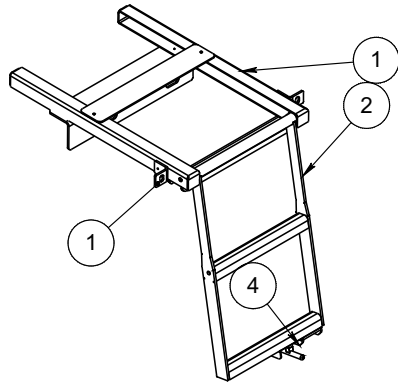
ITEM NO.	QTY.	PART NUMBER	DESCRIPTION
1	1	20408	SPRAY, TIP 1/4 MPT
2	1	20420	SPRAY TIP RETAINER
3	1	20407	SPRAY TIP FILTER, 100 MESH
4	1	20441	SPRAY TIP, BRASS 8002



# Section 5 - Body

## 204F43 - INSPECTION LADDER

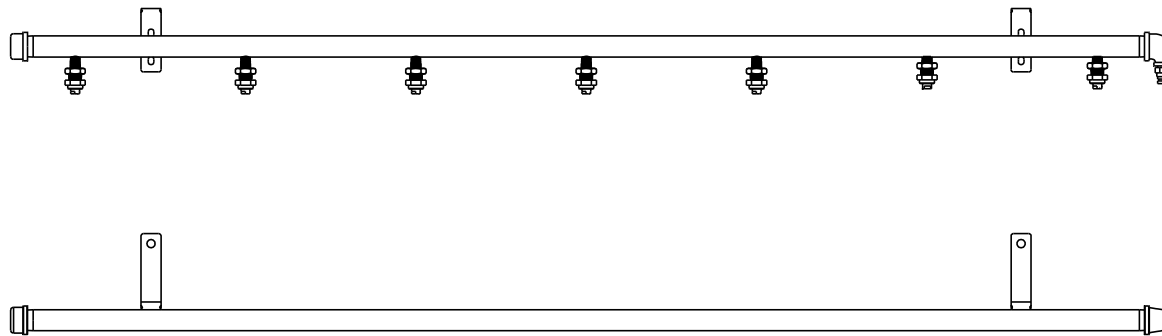
ITEM NO.	PART NUMBER	QTY	DESCRIPTION
1	650874	1	FRAME, HOPPER LADDER, M6
2	650875	1	LADDER, HOPPER INSPECTION, M6
3	64413	2	BUSHING, 1-1/8" X 1", BRONZE
4	63177	1	T HANDLE SPRING LATCH, S-SER



# Section 5 - Body

## 204E89 - FRONT SPRAY BAR MOUNT

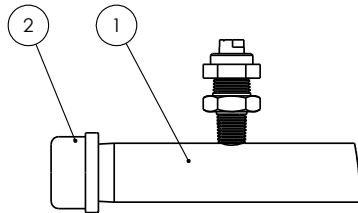
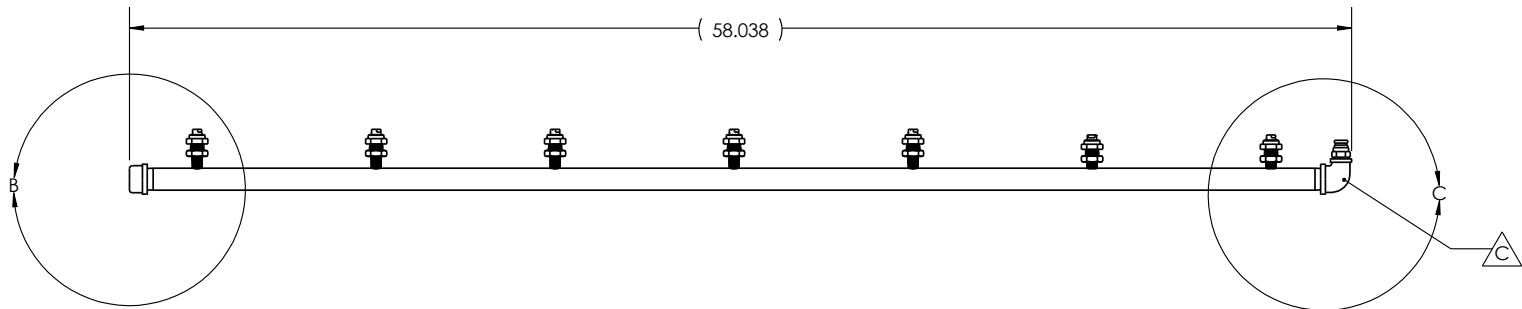
ITEM NO.	PART NUMBER	QTY.	DESCRIPTION
1	204E88	1	FRONT SPRAY BAR ASSEMBLY
2	6501175	2	BRKT,FRONT SPRAYBAR



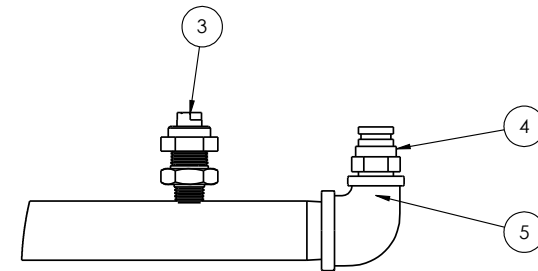
# Section 5 - Body

## 204E88 - FRONT SPRAYBAR

ITEM NO.	PART NUMBER	QTY.	DESCRIPTION
1	6502487	1	SPRAYBAR PIPE X 56.75
2	53067	1	CAP, 3/4
3	203C98	7	SPRAY, TIP 1/4 MPT
4	28983	1	ADAPTER, 3/8 NPT X 3/8 P2C
5	22337	1	3/4 X 3/8 REDUCING ELBOW, BRAS



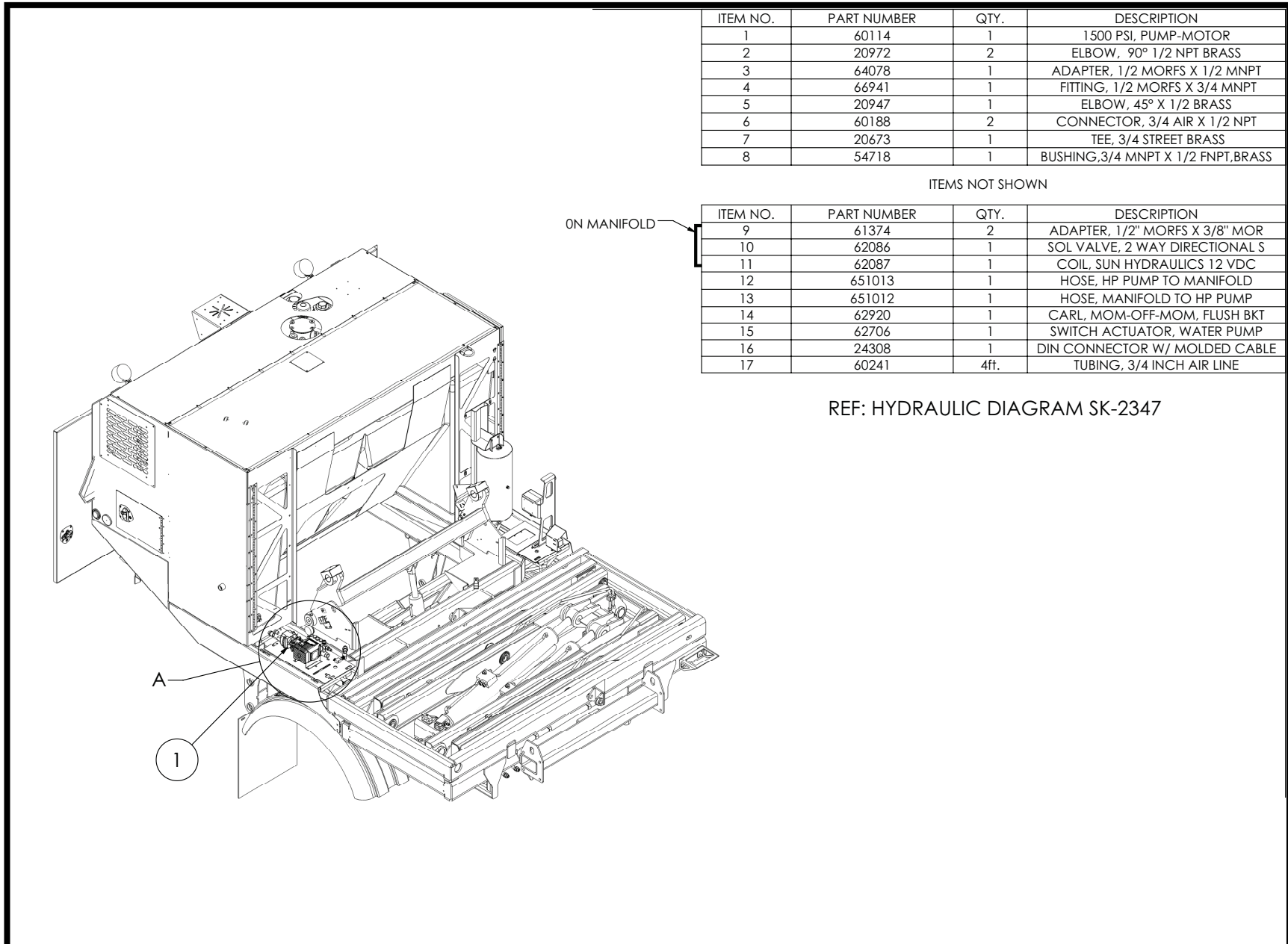
DETAIL B



DETAIL C

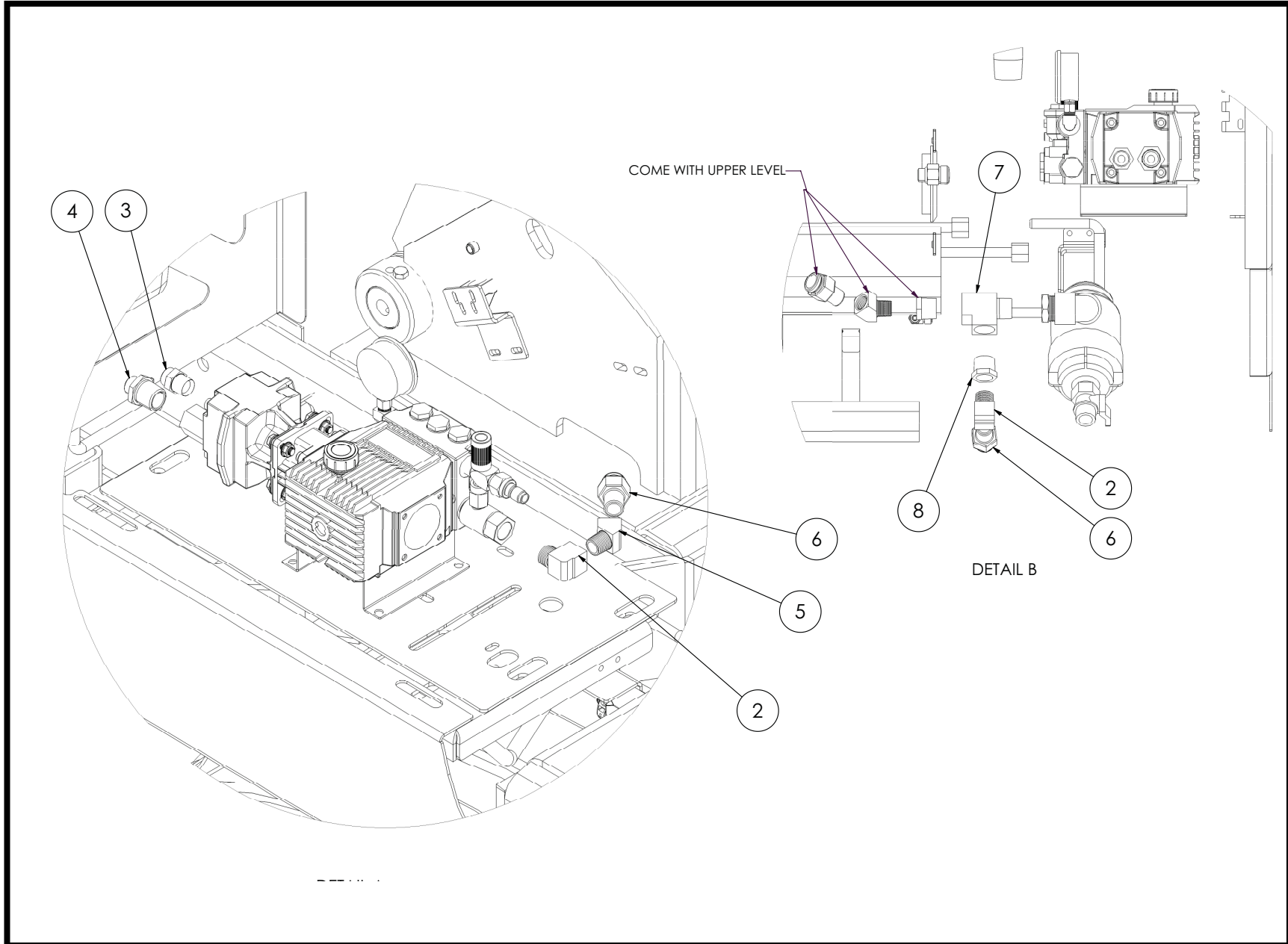
# Section 5 - Body

## 203K66 - HP PUMP WASHDOWN



# Section 5 - Body

## 203K66 - HP PUMP WASHDOWN



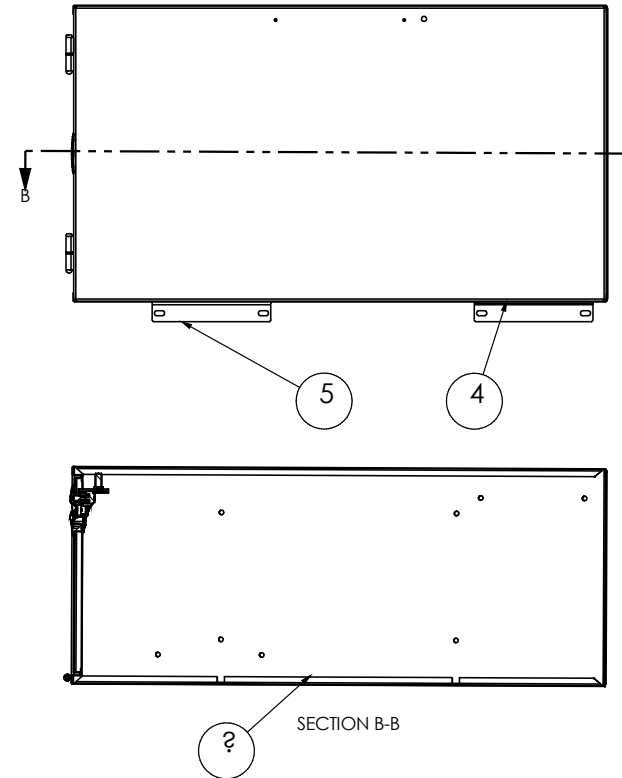
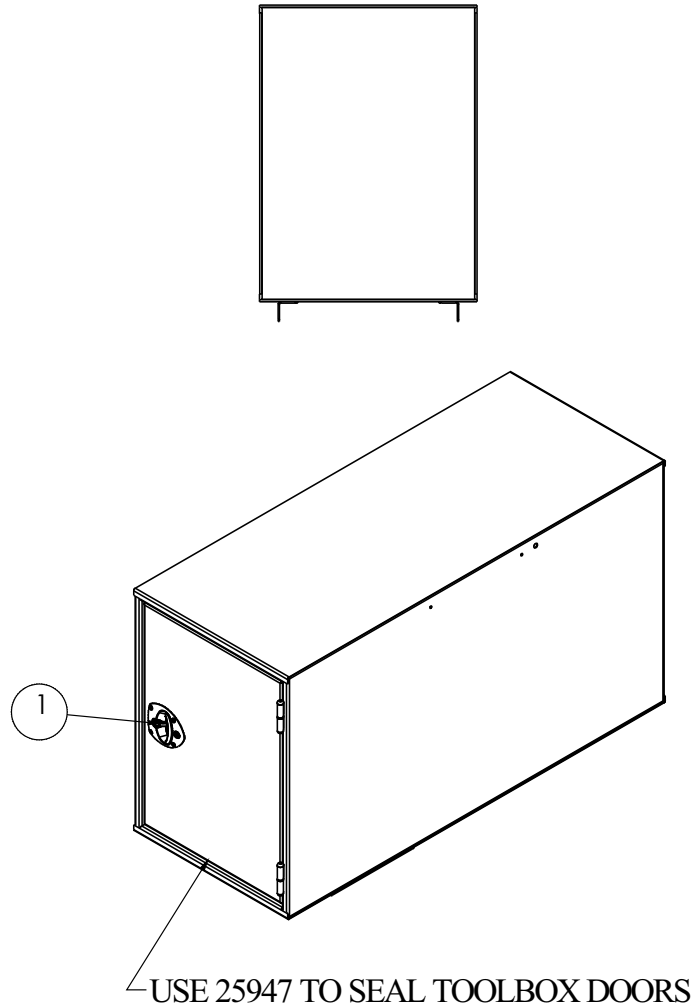


# Section 5 - Body

## 204F82- TOOLBOX AUTOCAR

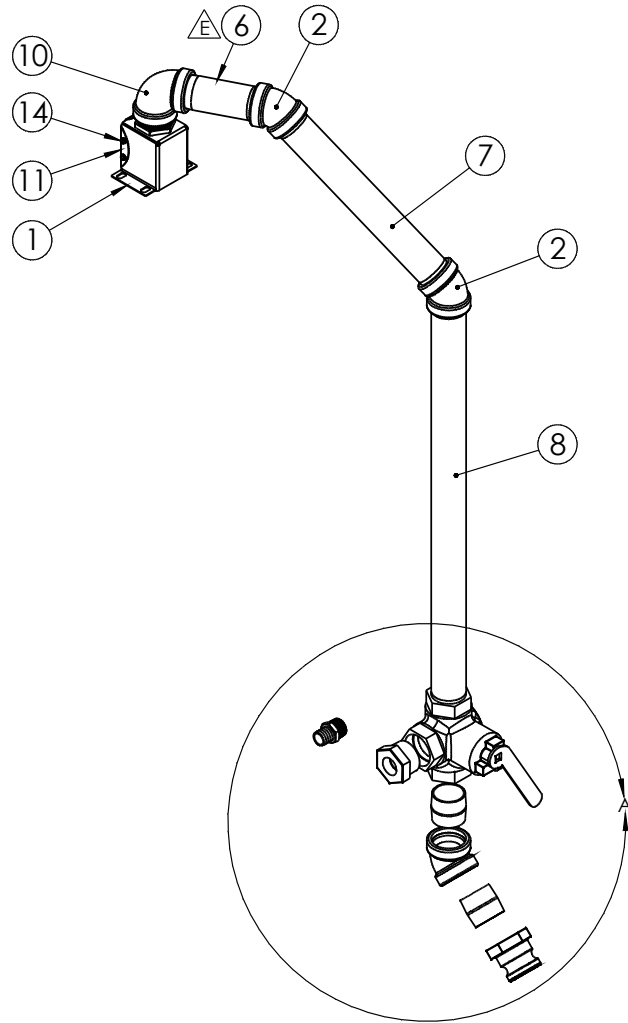
ITEM NO.	PART NUMBER	Default/QTY.	DESCRIPTION
1	29138	1	LOCKING T-LATCH ASSY
2	63096	1	CARGO LIGHT, LED INTERIOR
3	25947	15 FT	EPDM D-SHAPED GASKET SEAL
4	650959	1	WELD, TOOLBOX, M6AV AUTOCAR
5	5218654	2	BRACKET, T-BOX MNT, S235

TIE CARGO LIGHT INTO CHASSIS RUNNING LIGHTS

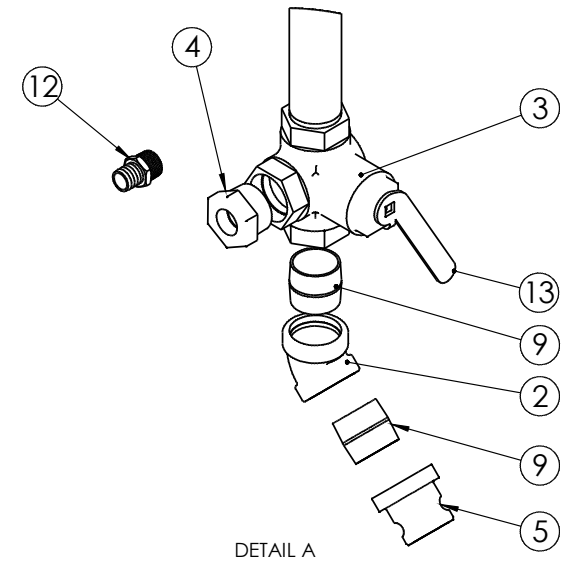


# Section 5 - Body

## 204F05 - WATER FILL

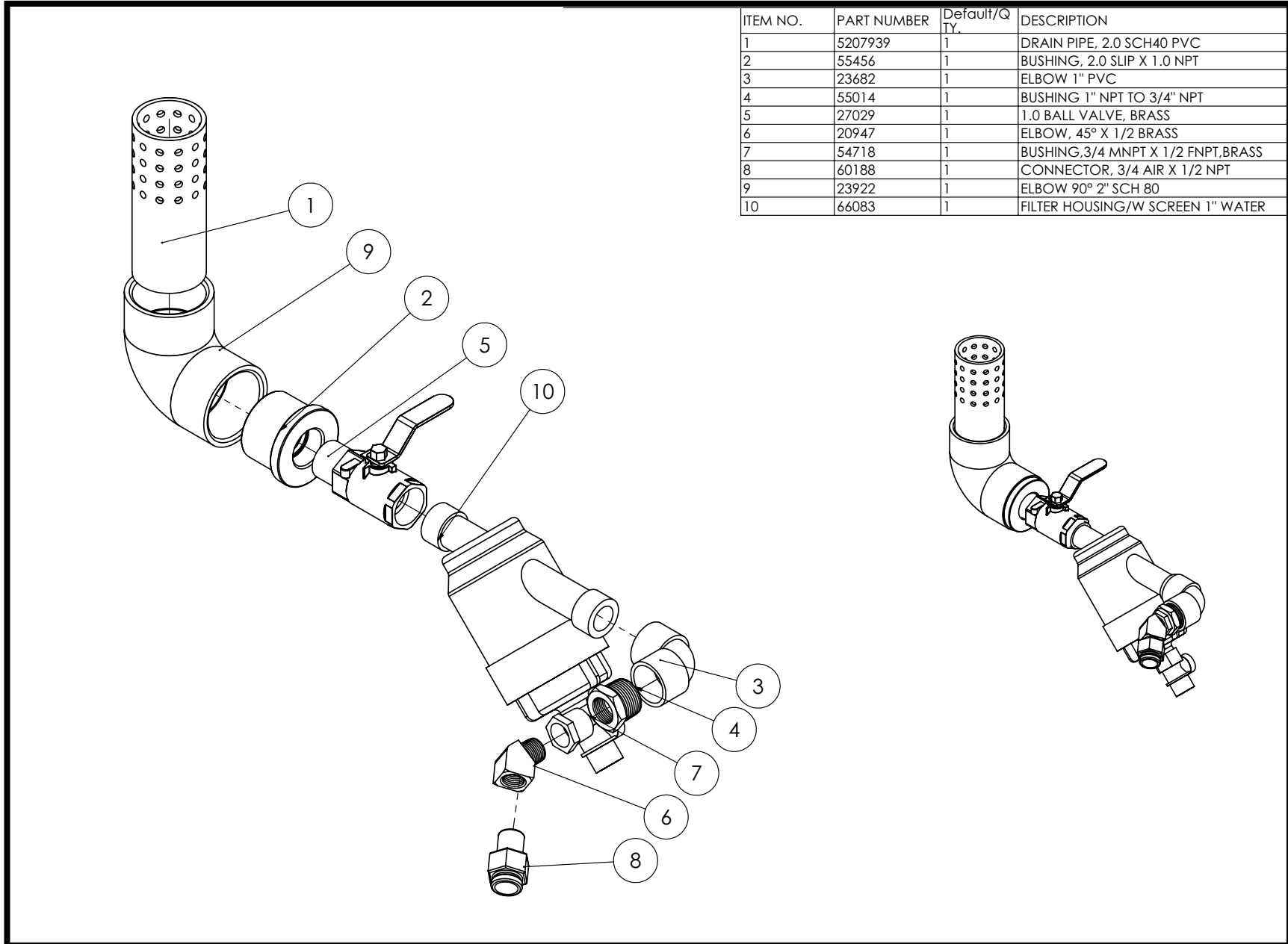


ITEM NO.	PART NUMBER	Default/QTY.	DESCRIPTION
1	650550	1	WATER TANK AIR GAP ASSEMBLY
2	53074	3	ELBOW, 2.0NPT X 45DEG
3	28713	1	BALL VALVE, 2.0 NPT BRONZE
4	53072	1	BUSHING, 2" X 1" NPT
5	23644	1	CAM, 2.0 MALE LOCK
6	53069	1	NIPPLE, 2.0 X 6 NPT, GALV.
7	53070	1	NIPPLE, 2.0 X 16.0 NPT
8	26201	1	NIPPLE, 2 X 34 IN
9	29736	2	NIPPLE, 2.0 X CLOSE, BLACK
10	20957	1	ELBOW, 2" NPT GALVANIZED
11	23837	1	SCREEN, 4-9/16
12	20062	1	HOSE BARB 1" NPT X 1"
13	6502996	1	VALVE HANDLE, FILL PIPE M6AV
14	30323	4	SELF TAPPING SCREW, #10 X 1"



# Section 5 - Body

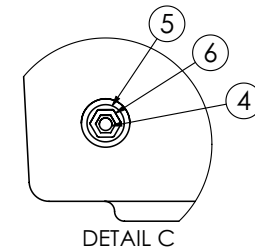
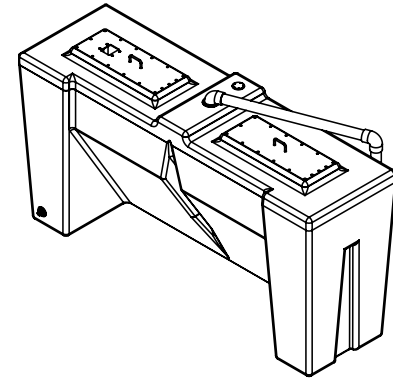
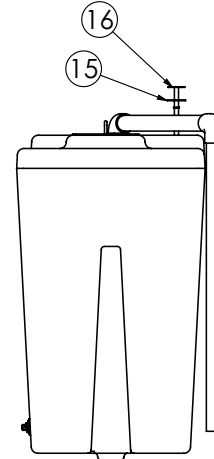
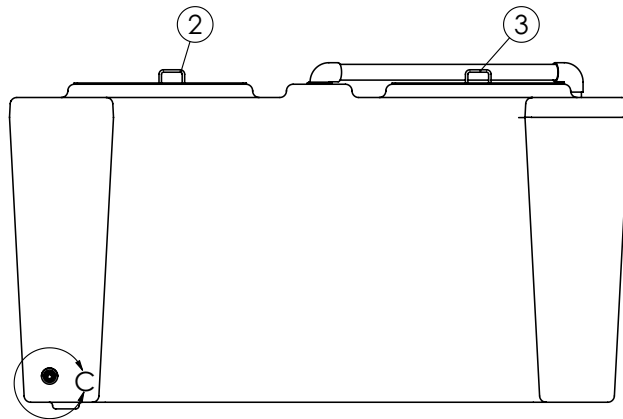
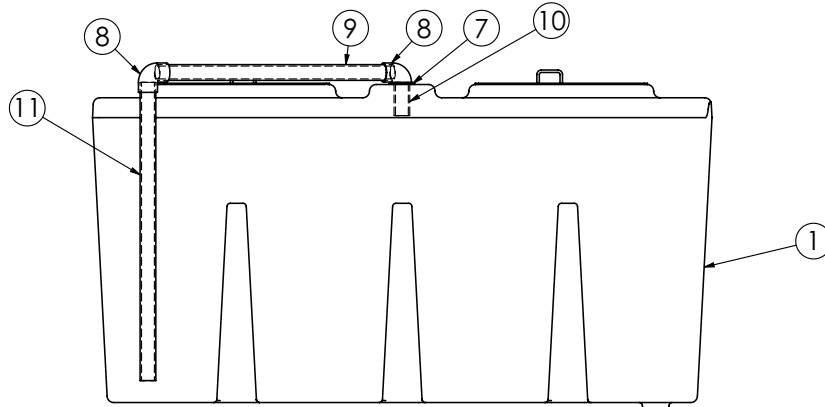
## 204F24 - WATER TANK DRAIN



# Section 5 - Body

## 204F38 - WATER TANK

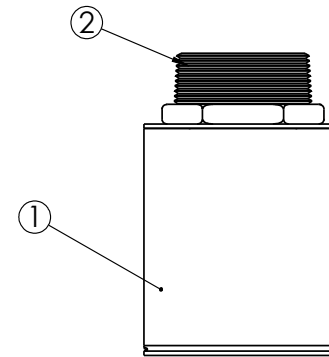
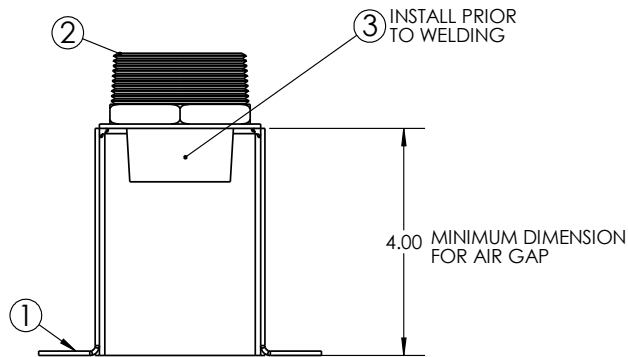
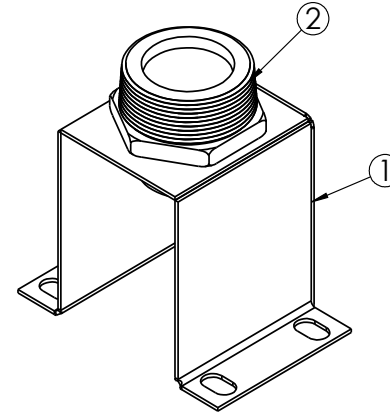
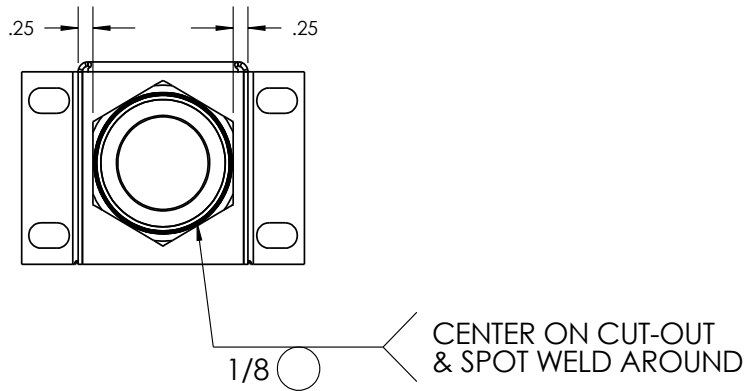
ITEM NO.	PART NUMBER	QTY.	DESCRIPTION
1	6502791	1	TANK, WATER, M6AV
2	650419	1	COVER, WATER RESERVOIR AIR GAP
3	650418	1	COVER, WATER RESERVOIR CLEANOUT
4	22641	1	SWITCH, LIQUID LEVEL
5	22973	1	GROMMET, 1" UNISEAL PIPE
6	55020	1	BUSHING, 1" X 1/2 NPT PVC
7	22974	1	GROMMET, 2" UNISEAL
8	23922	2	ELBOW 90° 2" SCH 80
9	6503282	1	PIPE, OVERFLOW TOP WATER TANK
10	6502795	1	PIPE, INTERNAL TANK OVERFLOW
11	6503283	1	PIPE, OVERFLOW DOWN WATER TANK
12	61639	1	SENDER, ANALOG
13	65317	1	GASKET, FOR SENDER



# Section 5 - Body

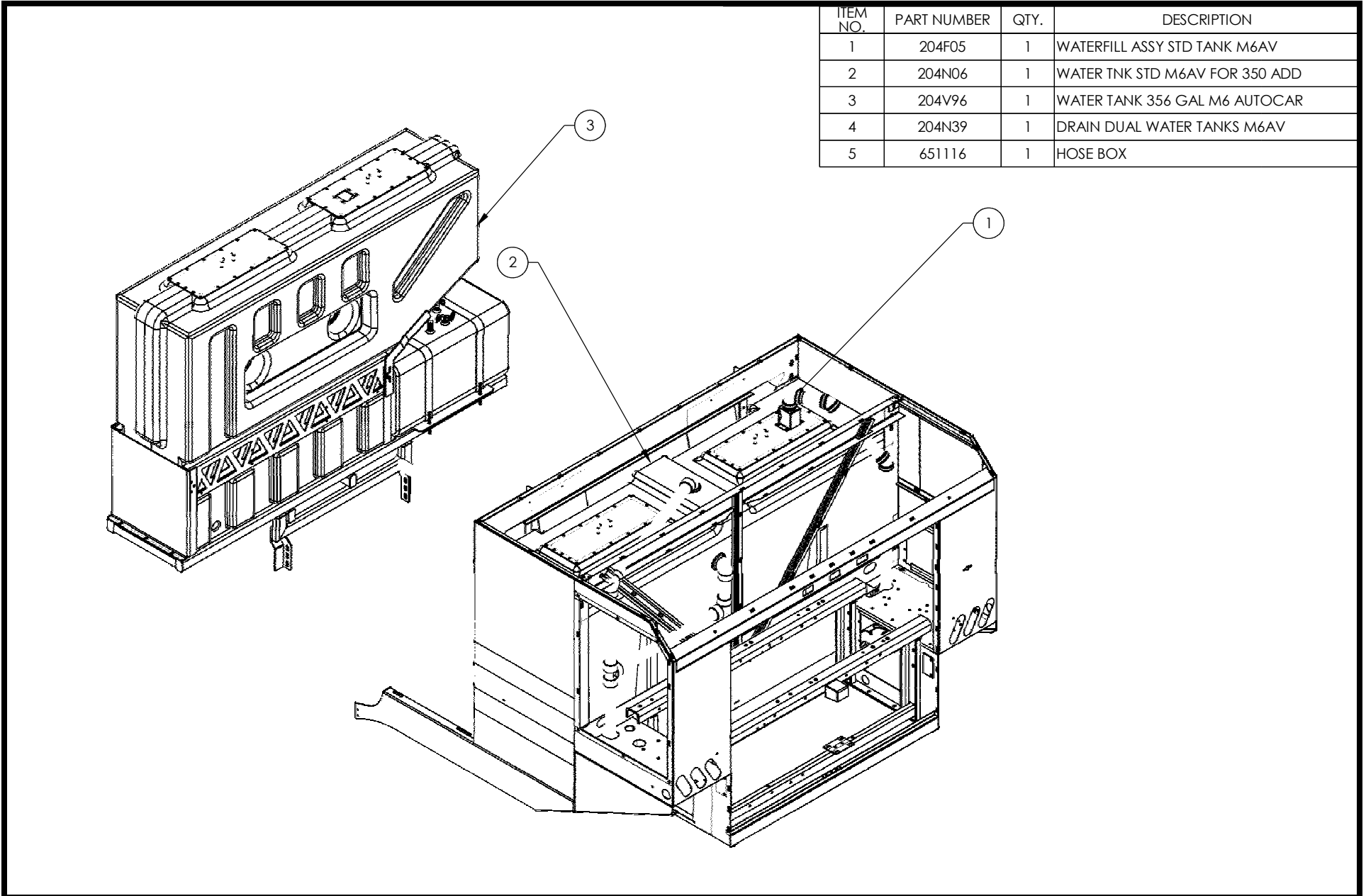
## 650550 - WATER TANK AIR GAP ASSY

ITEM NO.	QTY.	PART NUMBER	DESCRIPTION
1	1	6500776	MOUNT, AIR GAP
2	1	22228	BUSHING 2 X 1-1/2 BLK
3	1	22229	1.50" PIPE NIPPLE, CLOSE, IRON



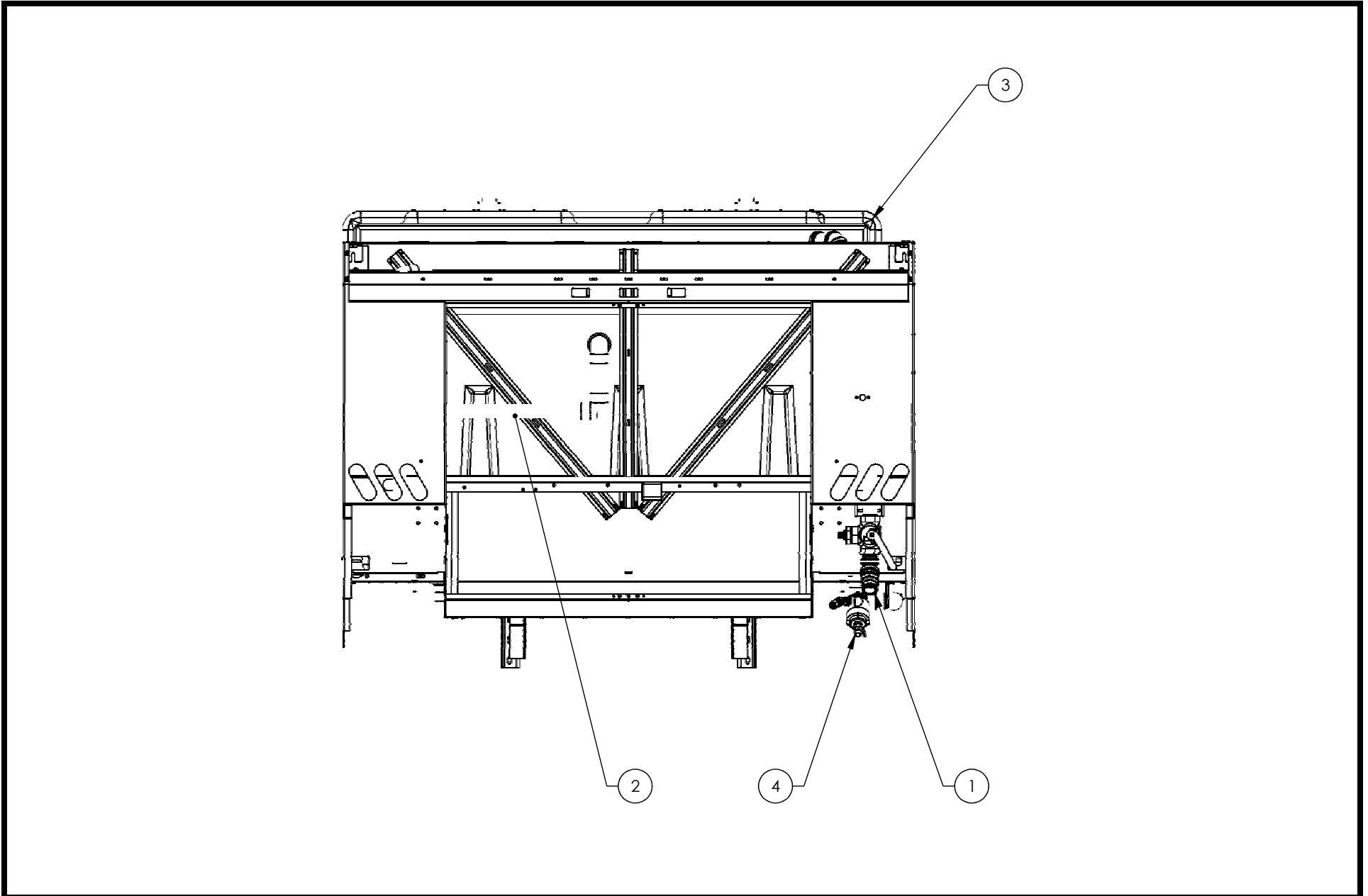
## Section 5 - Body

### 204W72 - DUAL WATER TANK M6AV ACAR



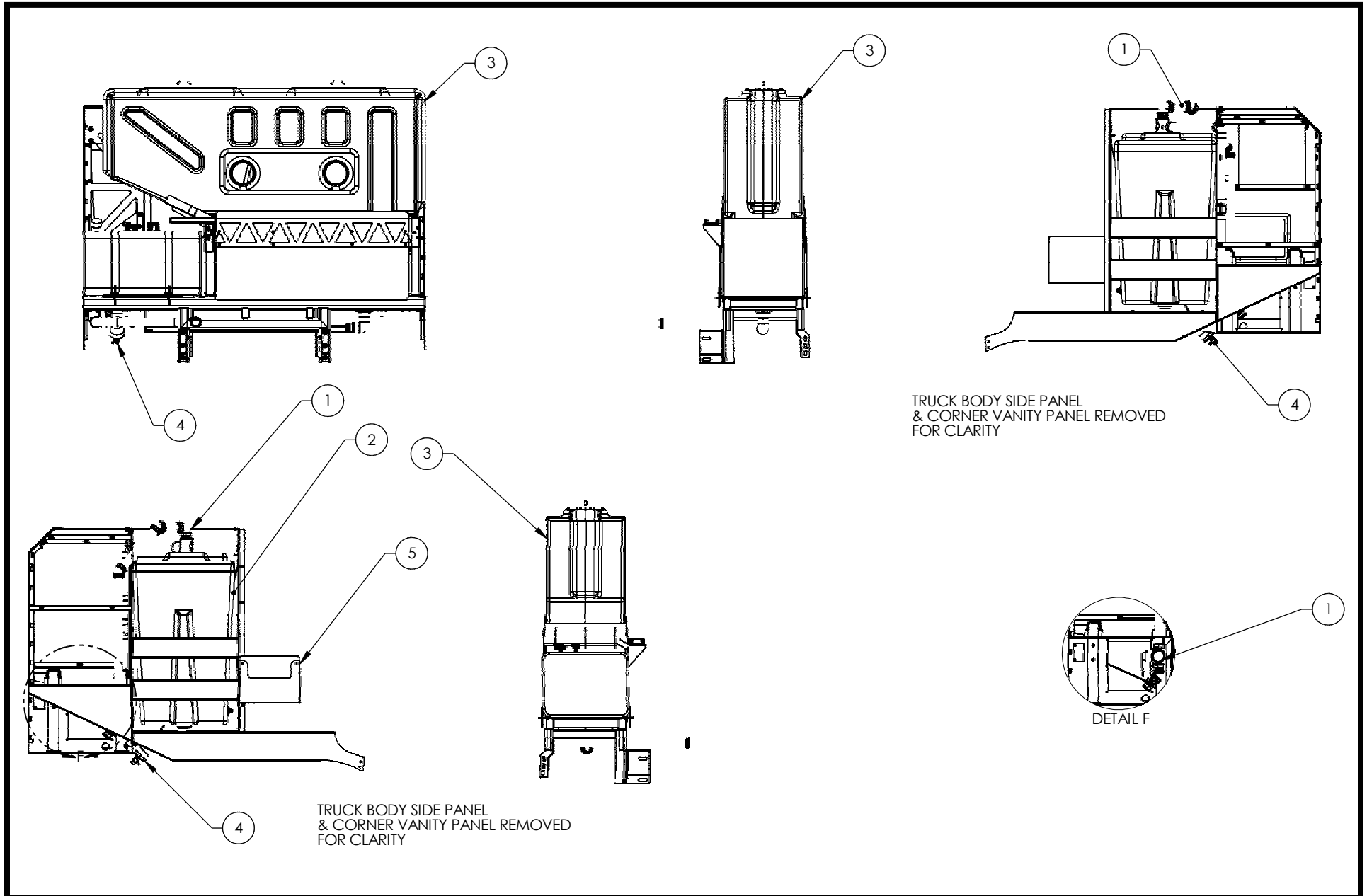
# Section 5 - Body

204W72 - DUAL WATER TANK M6AV ACAR



# Section 5 - Body

## 204W72 - DUAL WATER TANK M6AV ACAR

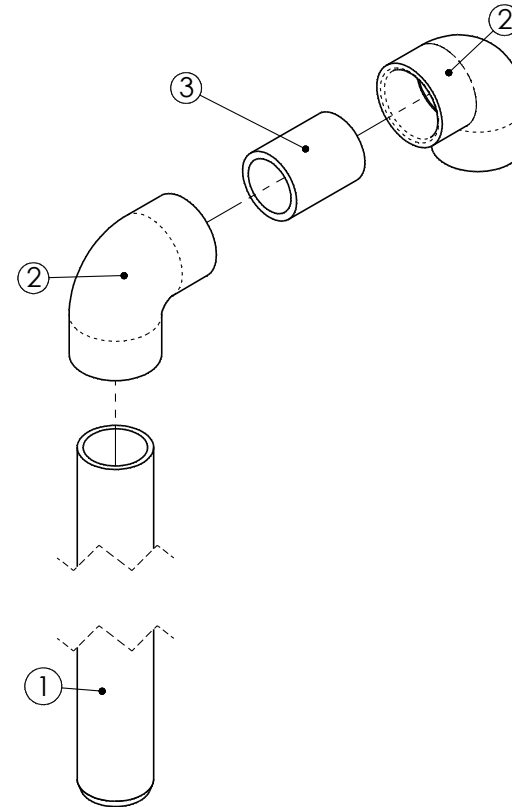





# Section 5 - Body

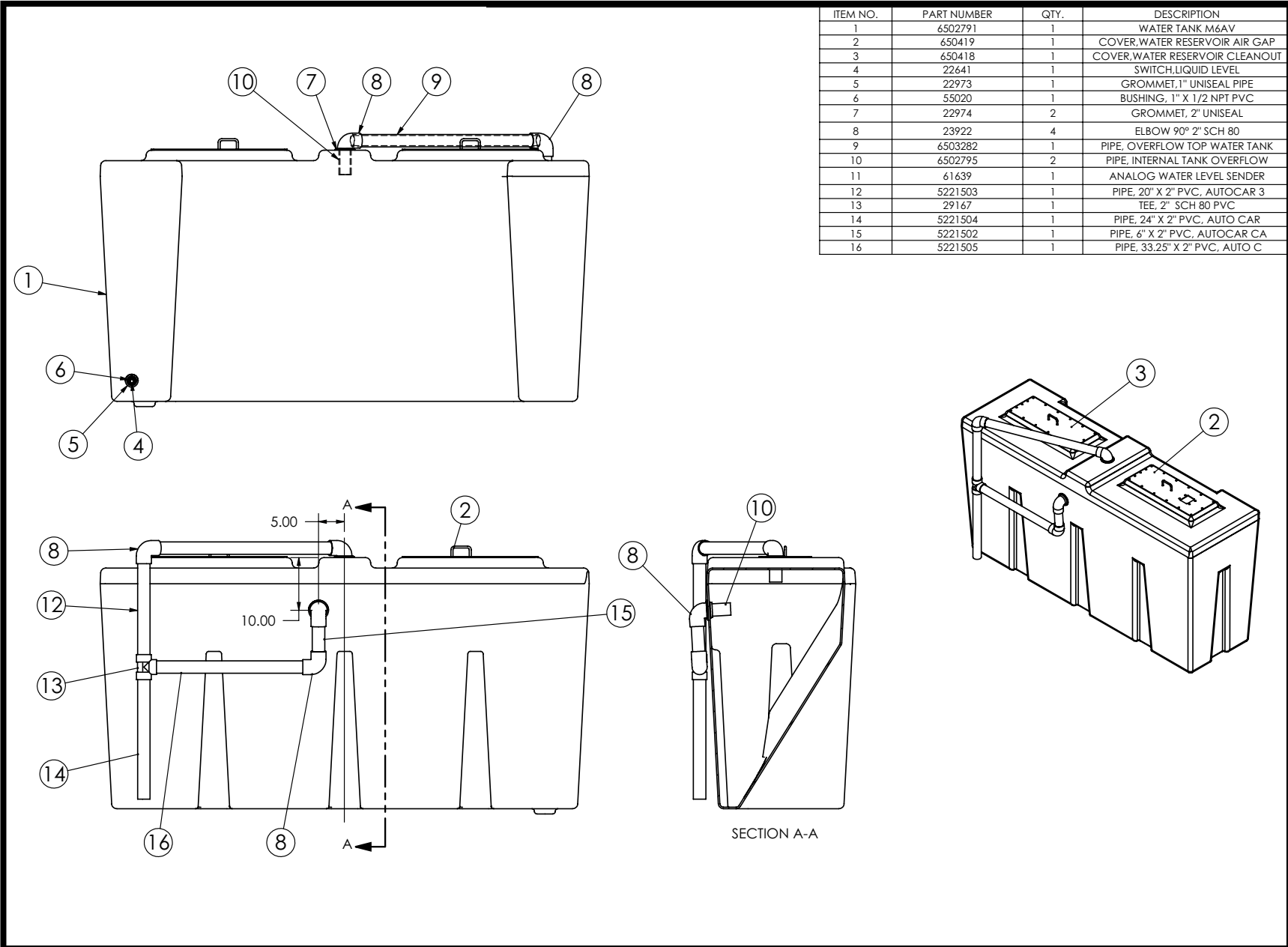
## 203H33 - WATER TANK VENT

ITEM	Default/QTY.	PART NO.	DESCRIPTION
1	1	5215237	TUBE 22", BREATHER, WATER TNK
2	2	23922	ELBOW 90° 2" SCH 80
3	1	5213940	WATER FILL , NIPPLE,2" X 3"



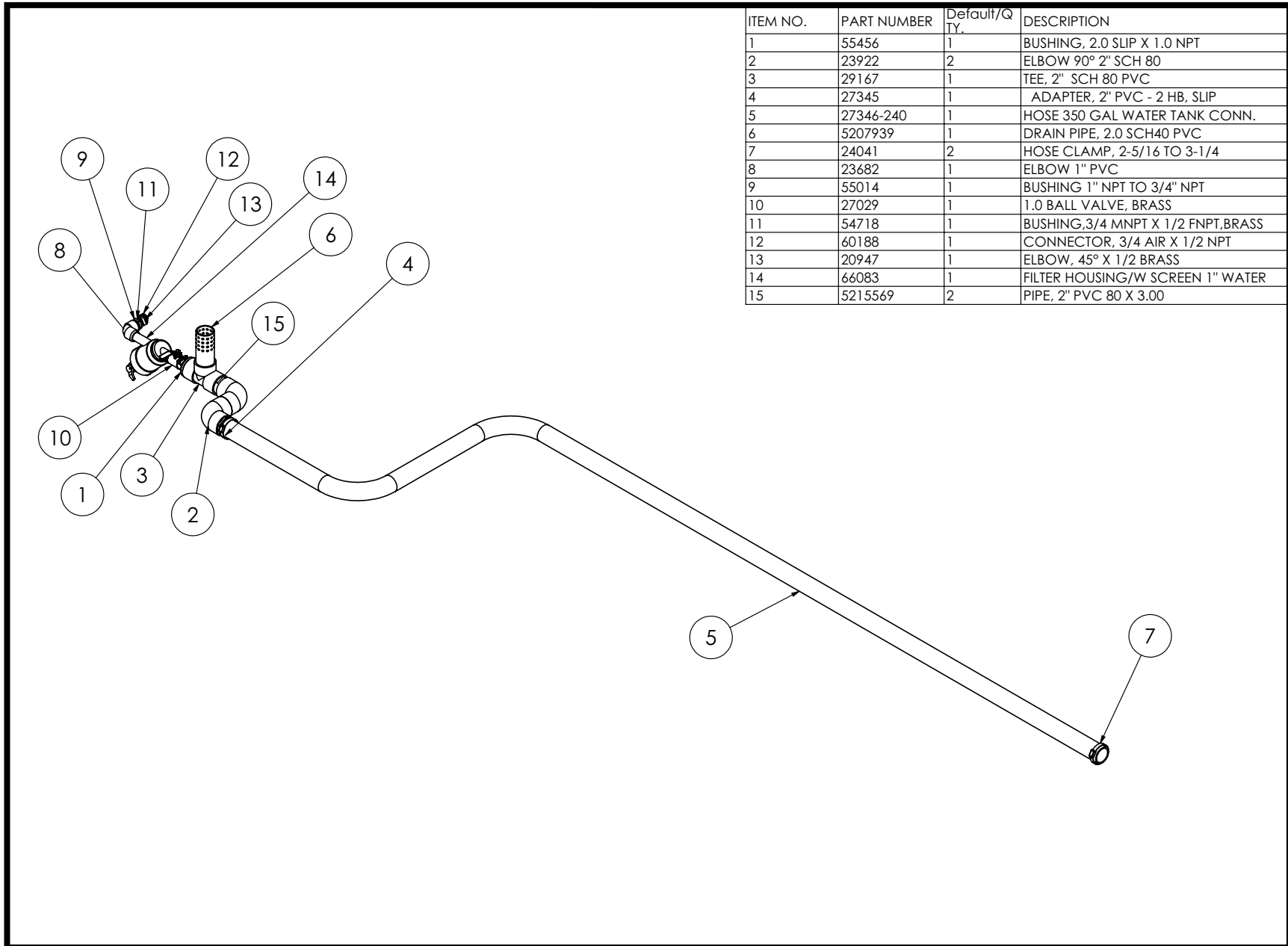
# Section 5 - Body

## 204N06- WATER TANK 350 ADD



# Section 5 - Body

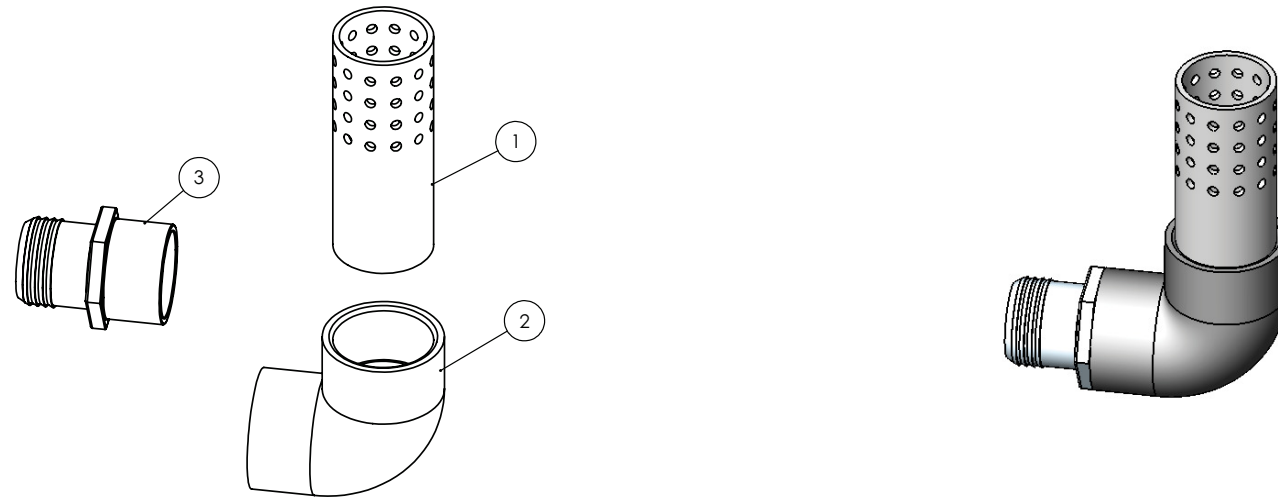
## 204N39- DRAIN DUAL WATER TANKS



# Section 5 - Body

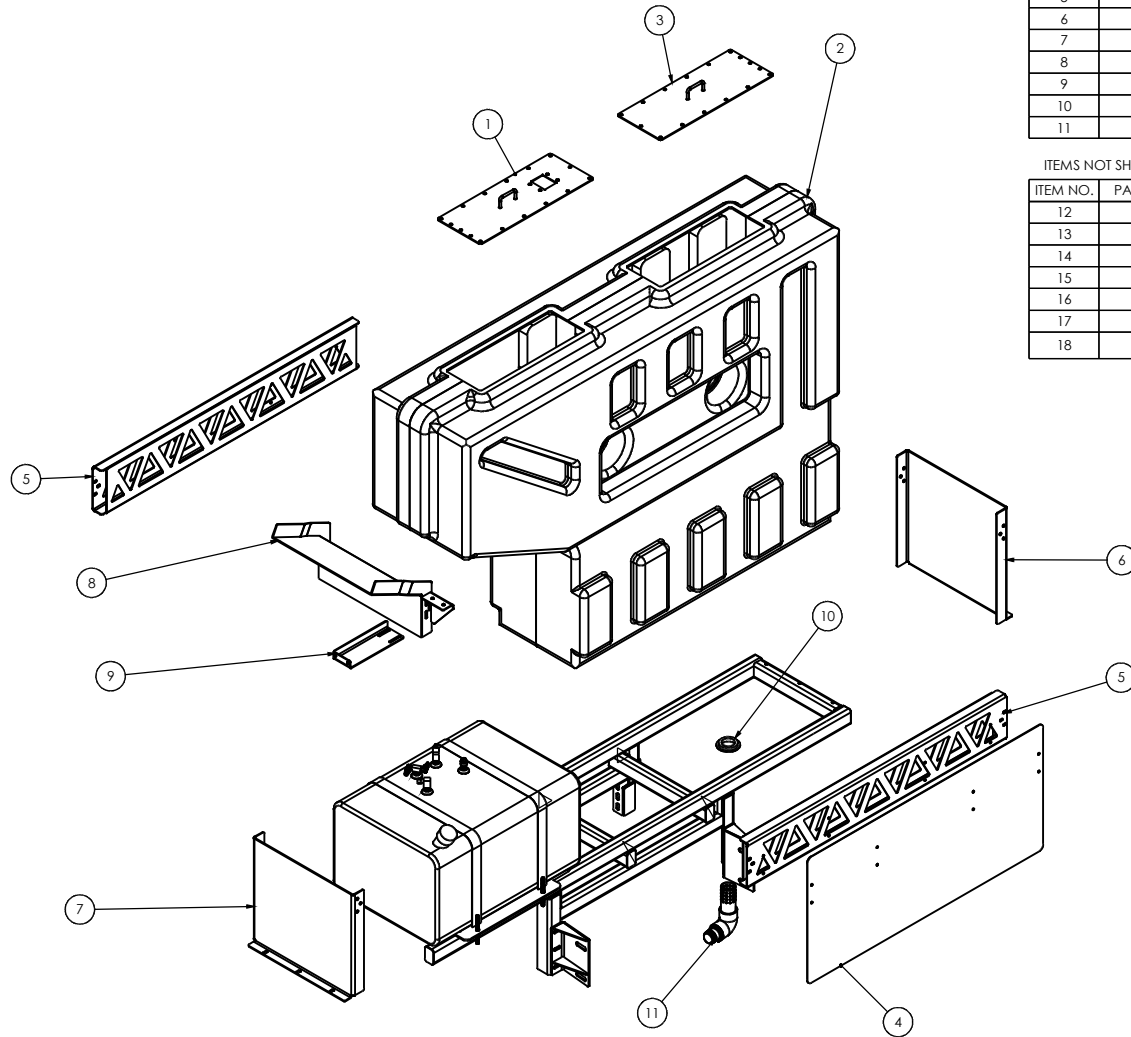
## 204T93- WATER TANK EQUALIZER

ITEM NO.	PART NUMBER	QTY.	DESCRIPTION
1	5207939	1	DRAIN PIPE, 2.0 SCH40 PVC
2	23922	1	ELBOW 90° 2" SCH 80
3	27345	1	ADAPTER, 2" PVC - 2 HB, SLIP



# Section 5 - Body

## 204V96 - WATER TANK 356 GAL, M6 AUTOCAR



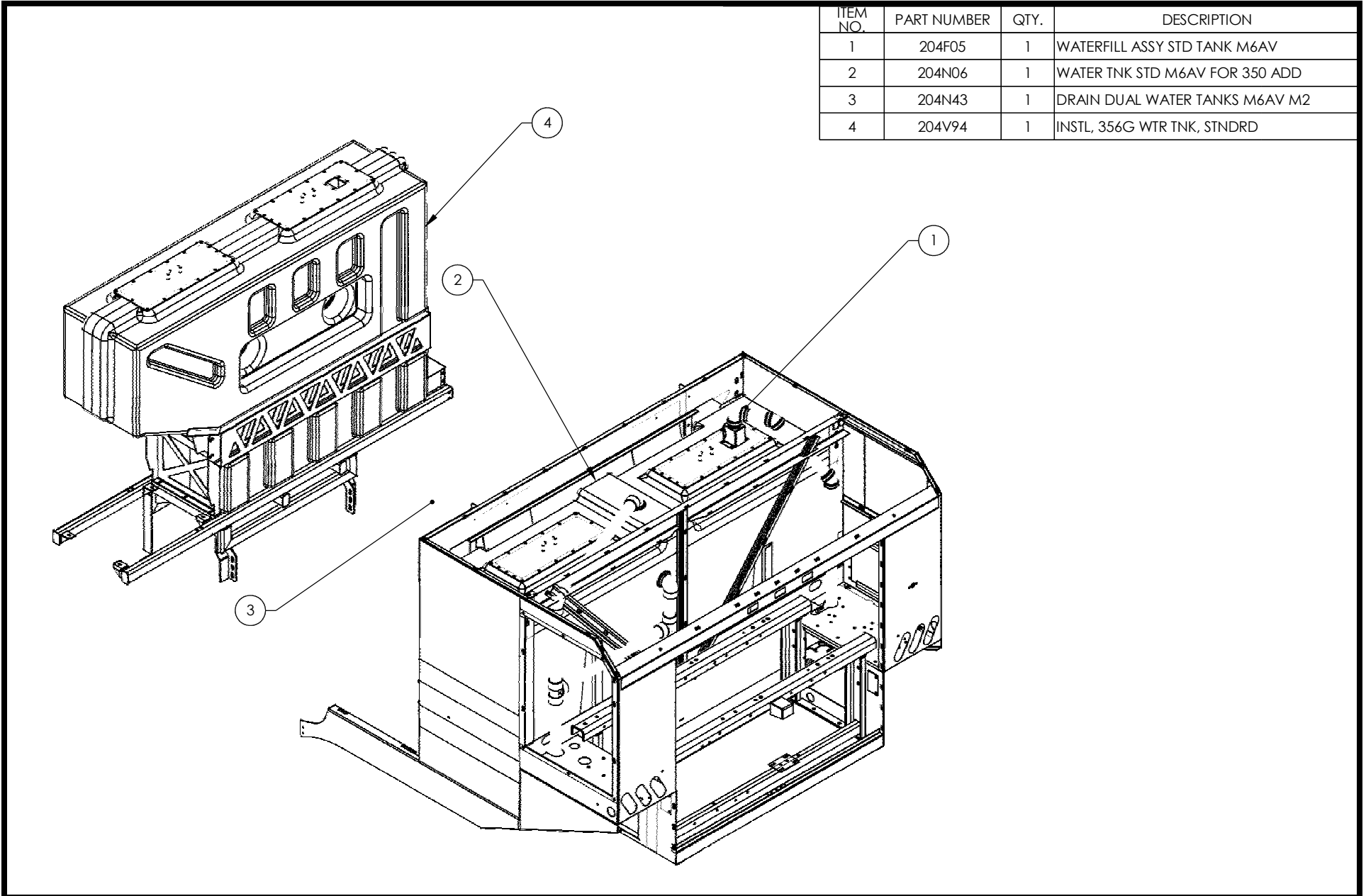
ITEM NO.	PART NUMBER	QTY.	DESCRIPTION
1	650419	1	COVER,WATER RESERVOIR AIR GAP
2	68035	1	TANK,WATER 356 GALLONS
3	650418	1	COVER,WATER RESERVOIR CLEANOUT
4	6503479	1	HEAT SHIELD TANK M6SE AUTOCAR
5	6503868	2	CHANNEL TANK M6SE AUTOCAR
6	6503869	1	BRACKET, 356GAL TANK A-CAR
7	6503870	1	SUPPORT BRKT., 356GAL TANK
8	651268	1	SUPPORT UPPER, 356G. ACAR
9	6503481	1	BRACKET TANK FILL M6SE AUTOCAR
10	22974	1	GROMMET, 2" UNISEAL
11	204T93	1	WATER TANK EQUALIZER

ITEMS NOT SHOWN

ITEM NO.	PART NUMBER	QTY.	DESCRIPTION
12	25182	1	CLAMP, HOSE 1-1/2 SIZE 16
13	20831	1	CLAMP, 2 1/2" MUFFLER U-BOLT
14	54678	1	HOSE, 3/4" FLEX
15	26932	1	HOSE BARB, 3/4" NPT TO 3/4"
16	20974	1	ELBOW 3/4" NPT 90 DEGREES
17	203H33	1	WATER TANK VENT, A7 (350 GAL)
18	204N39	1	DRAIN DUAL WATER TANKS M6AV

# Section 5 - Body

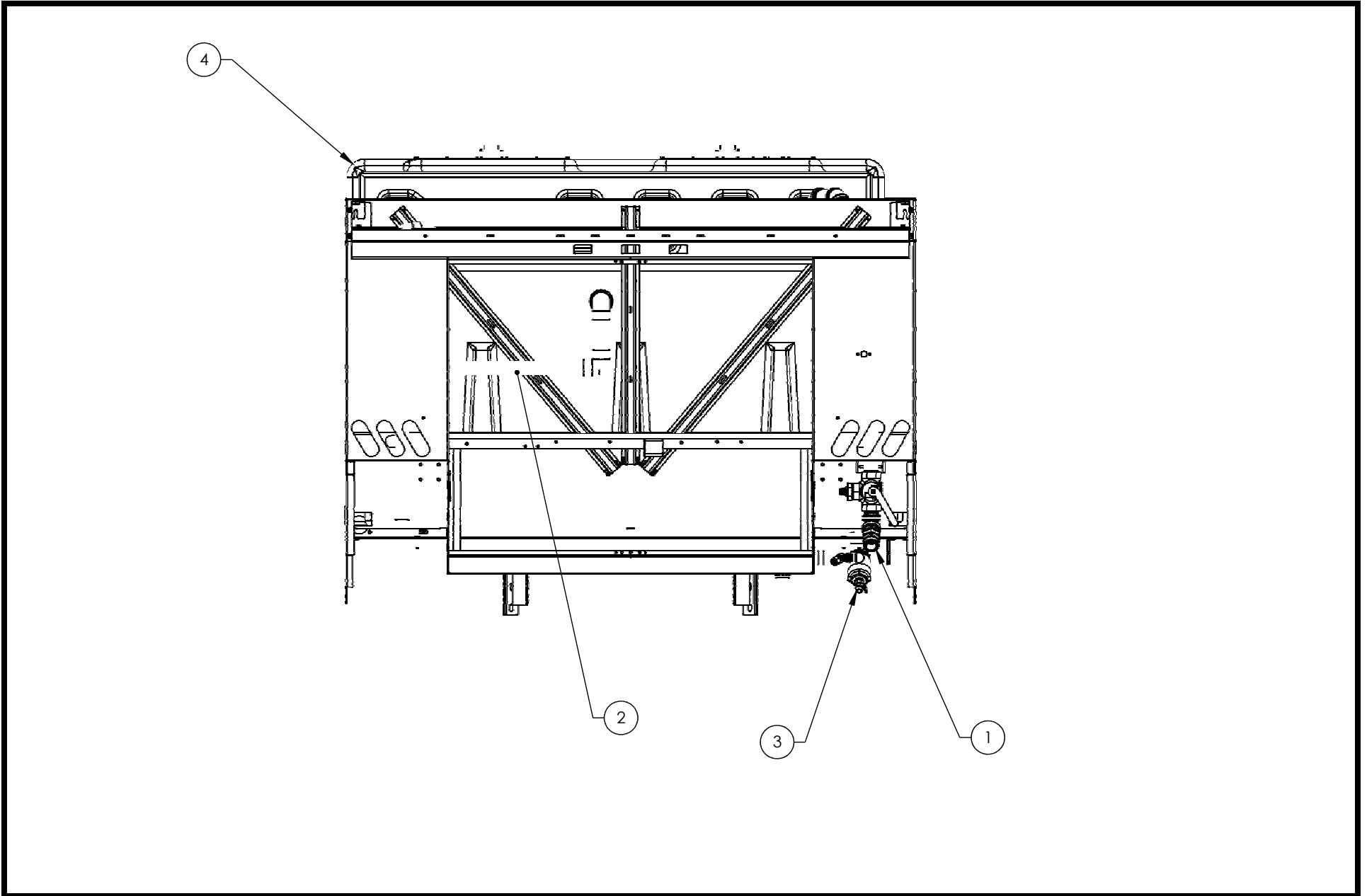
## 204W68 - DUAL WATER TANKS M6AV M2



ITEM NO.	PART NUMBER	QTY.	DESCRIPTION
1	204F05	1	WATERFILL ASSY STD TANK M6AV
2	204N06	1	WATER TNK STD M6AV FOR 350 ADD
3	204N43	1	DRAIN DUAL WATER TANKS M6AV M2
4	204V94	1	INSTL, 356G WTR TNK, STNDRD

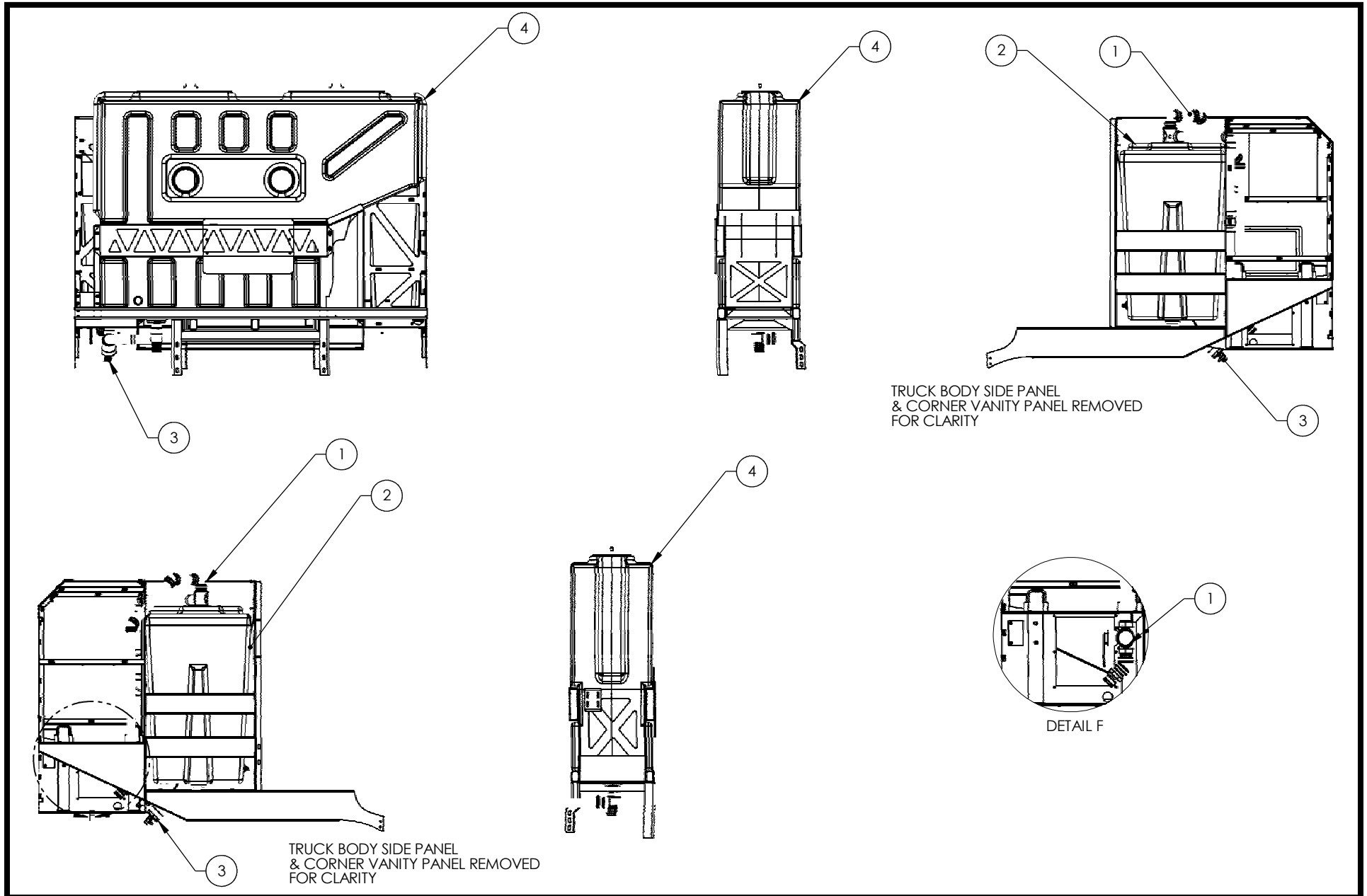
# Section 5 - Body

204W68 - DUAL WATER TANKS M6AV M2



# Section 5 - Body

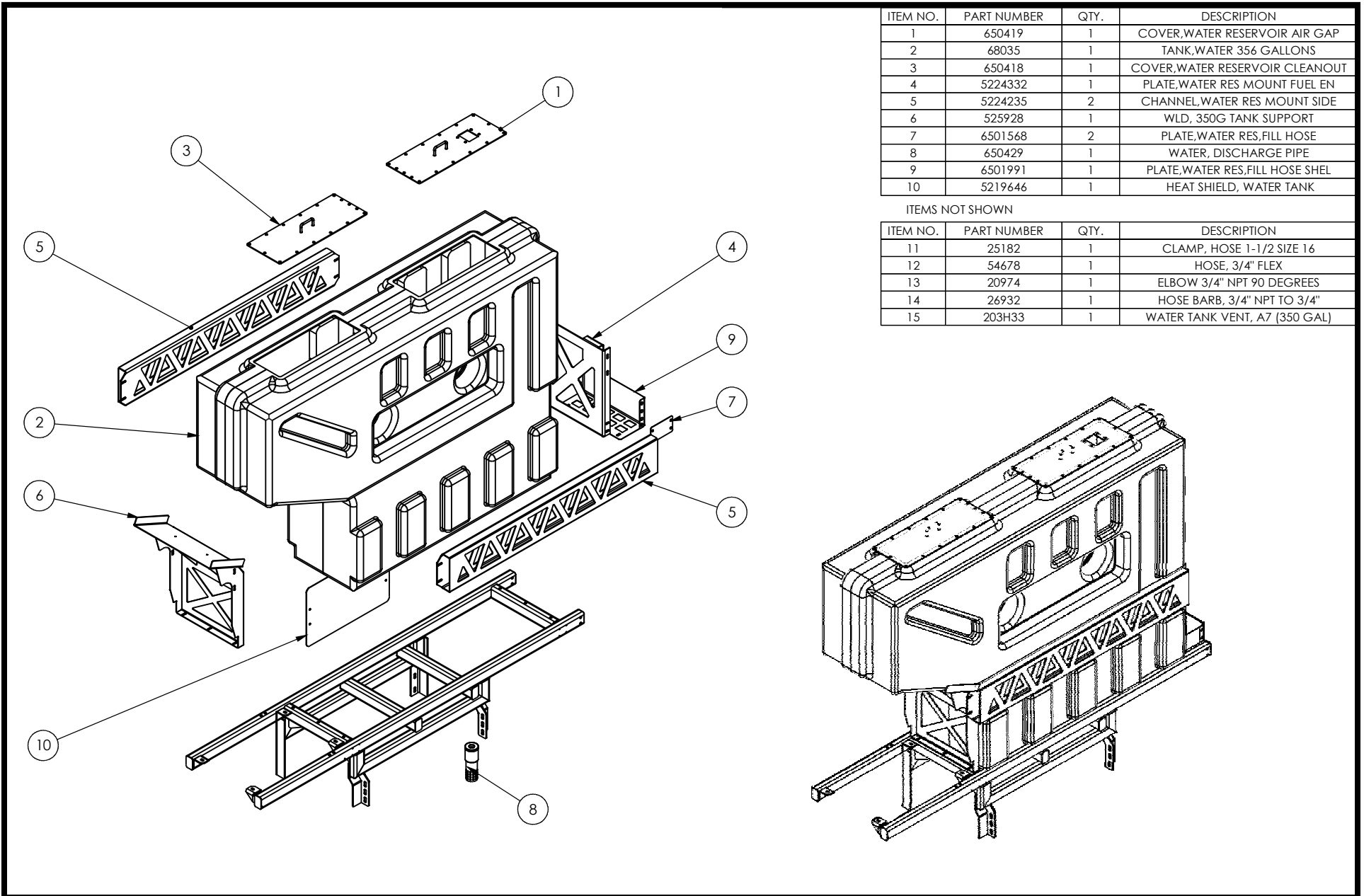
## 204W68 - DUAL WATER TANKS M6AV M2





# Section 5 - Body

204V94 - INSTL, 356G WTR TNK,STNDRD M6



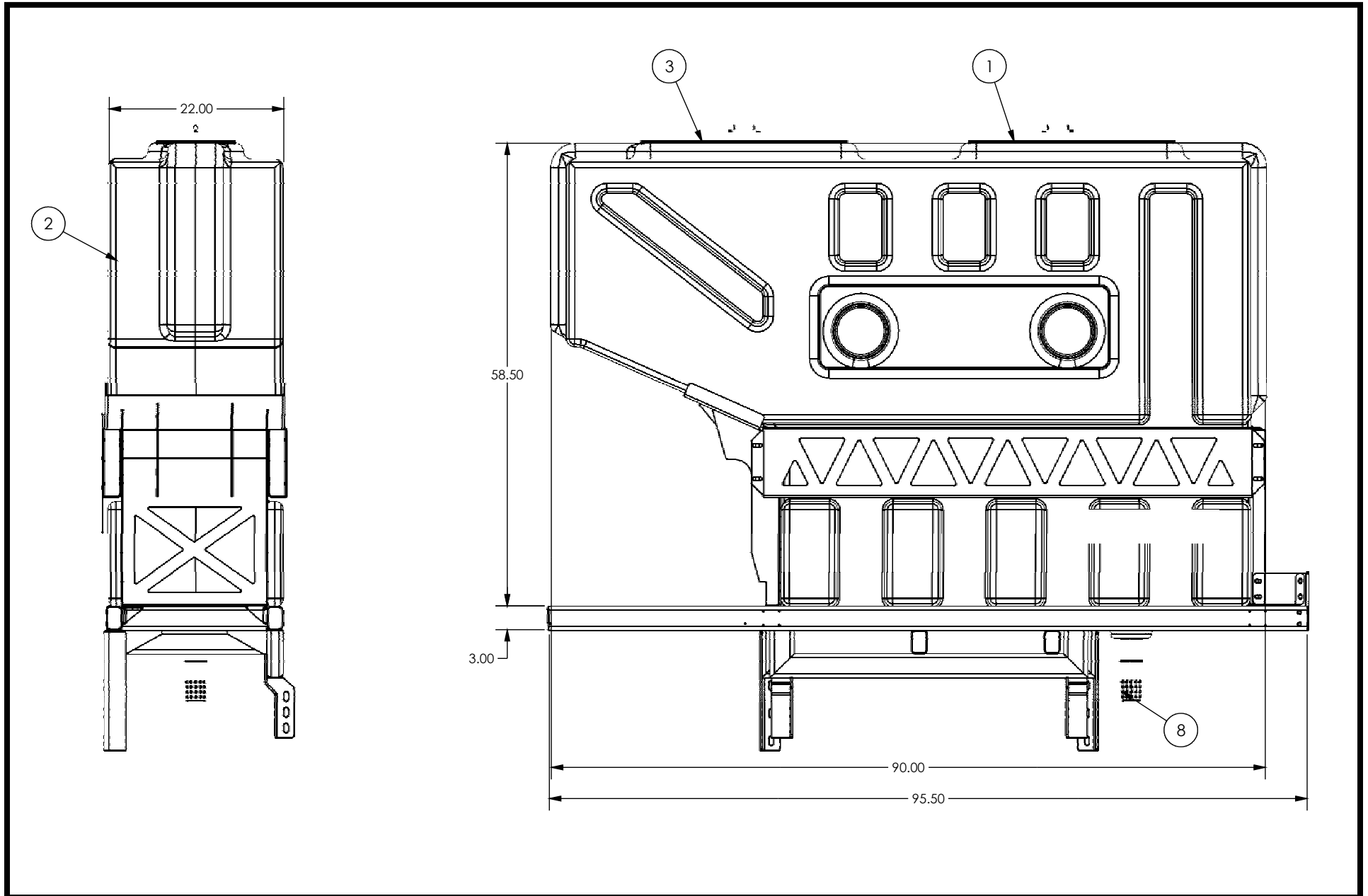
ITEM NO.	PART NUMBER	QTY.	DESCRIPTION
1	650419	1	COVER,WATER RESERVOIR AIR GAP
2	68035	1	TANK,WATER 356 GALLONS
3	650418	1	COVER,WATER RESERVOIR CLEANOUT
4	5224332	1	PLATE,WATER RES MOUNT FUEL EN
5	5224235	2	CHANNEL,WATER RES MOUNT SIDE
6	525928	1	WLD, 350G TANK SUPPORT
7	6501568	2	PLATE,WATER RES,FILL HOSE
8	650429	1	WATER, DISCHARGE PIPE
9	6501991	1	PLATE,WATER RES,FILL HOSE SHEL
10	5219646	1	HEAT SHIELD, WATER TANK

ITEMS NOT SHOWN

ITEM NO.	PART NUMBER	QTY.	DESCRIPTION
11	25182	1	CLAMP, HOSE 1-1/2 SIZE 16
12	54678	1	HOSE, 3/4" FLEX
13	20974	1	ELBOW 3/4" NPT 90 DEGREES
14	26932	1	HOSE BARB, 3/4" NPT TO 3/4"
15	203H33	1	WATER TANK VENT, A7 (350 GAL)

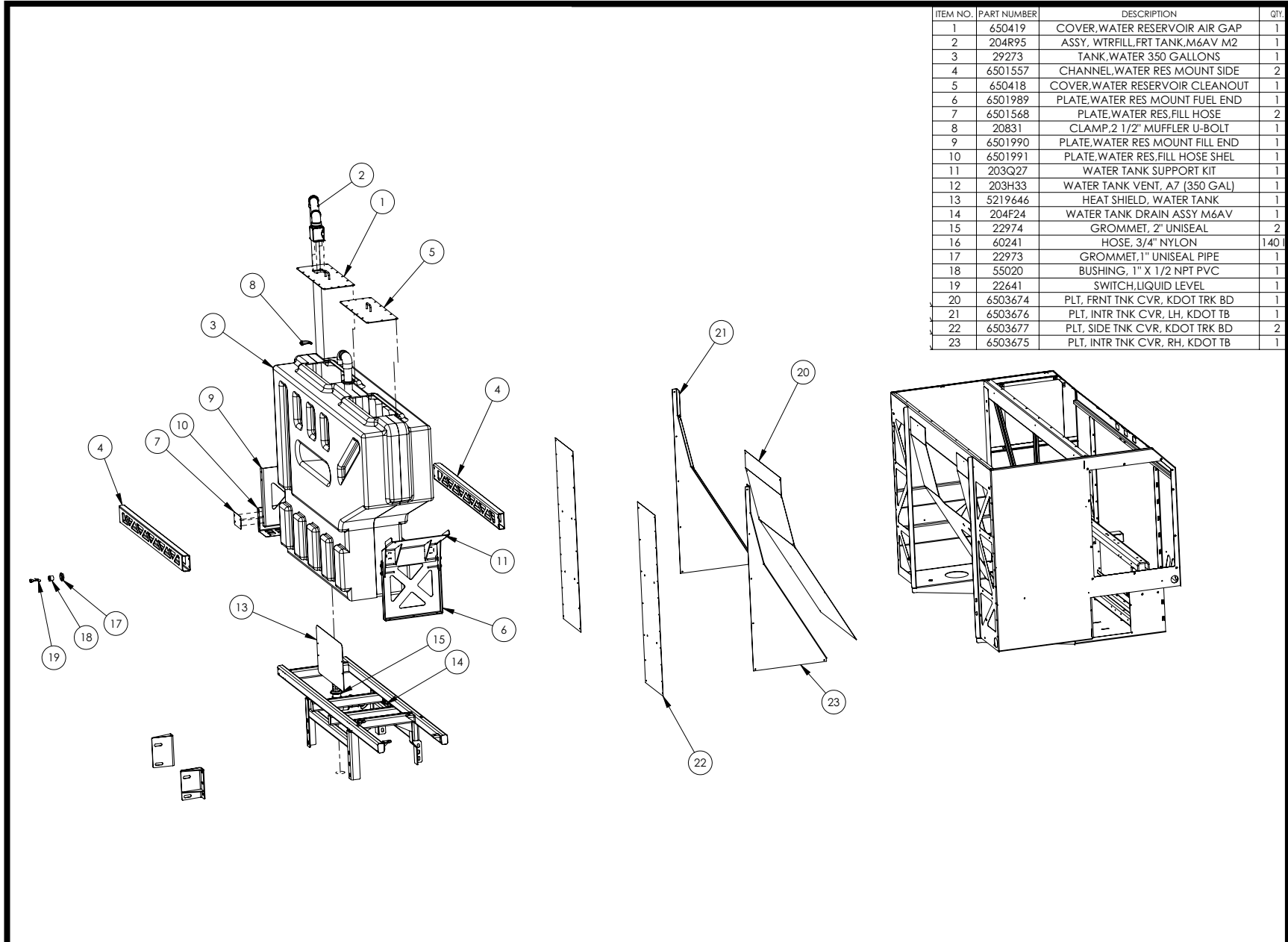
# Section 5 - Body

204V94 - INSTL, 356G WTR TNK,STNDRD M6



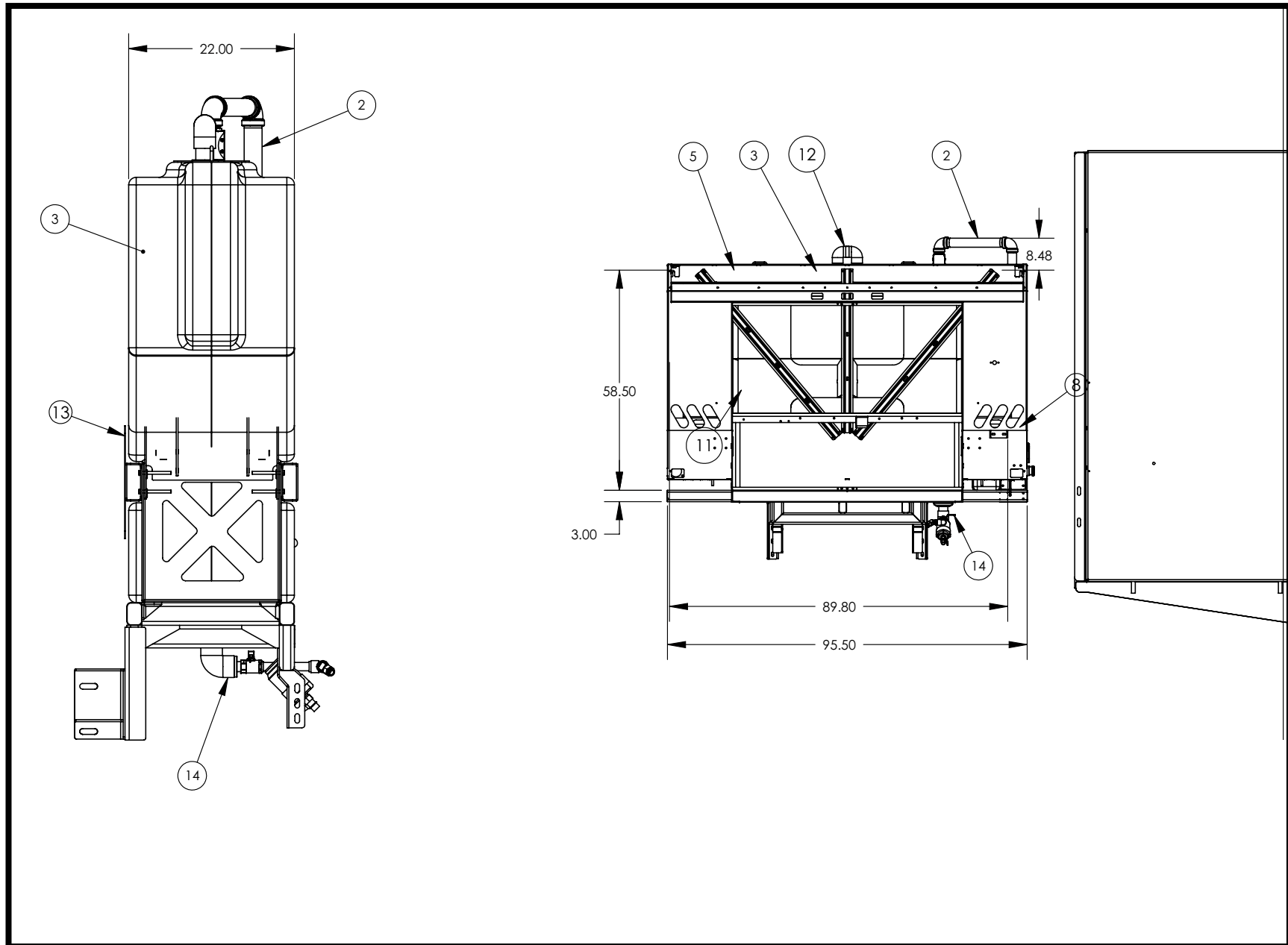
# Section 5 - Body

## 204R96 - FRONT WATER TANK



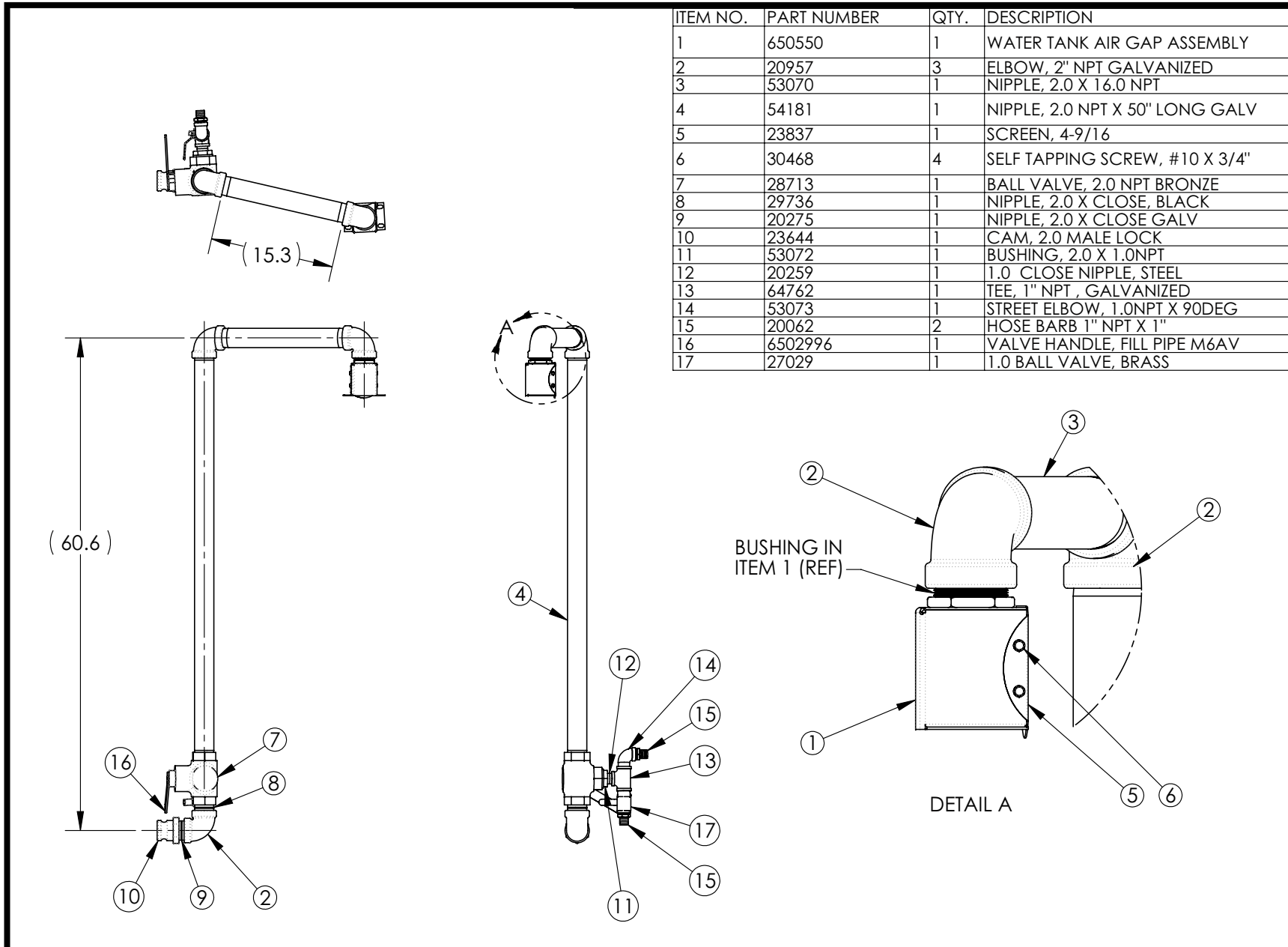
# Section 5 - Body

## 204R96 - FRONT WATER TANK



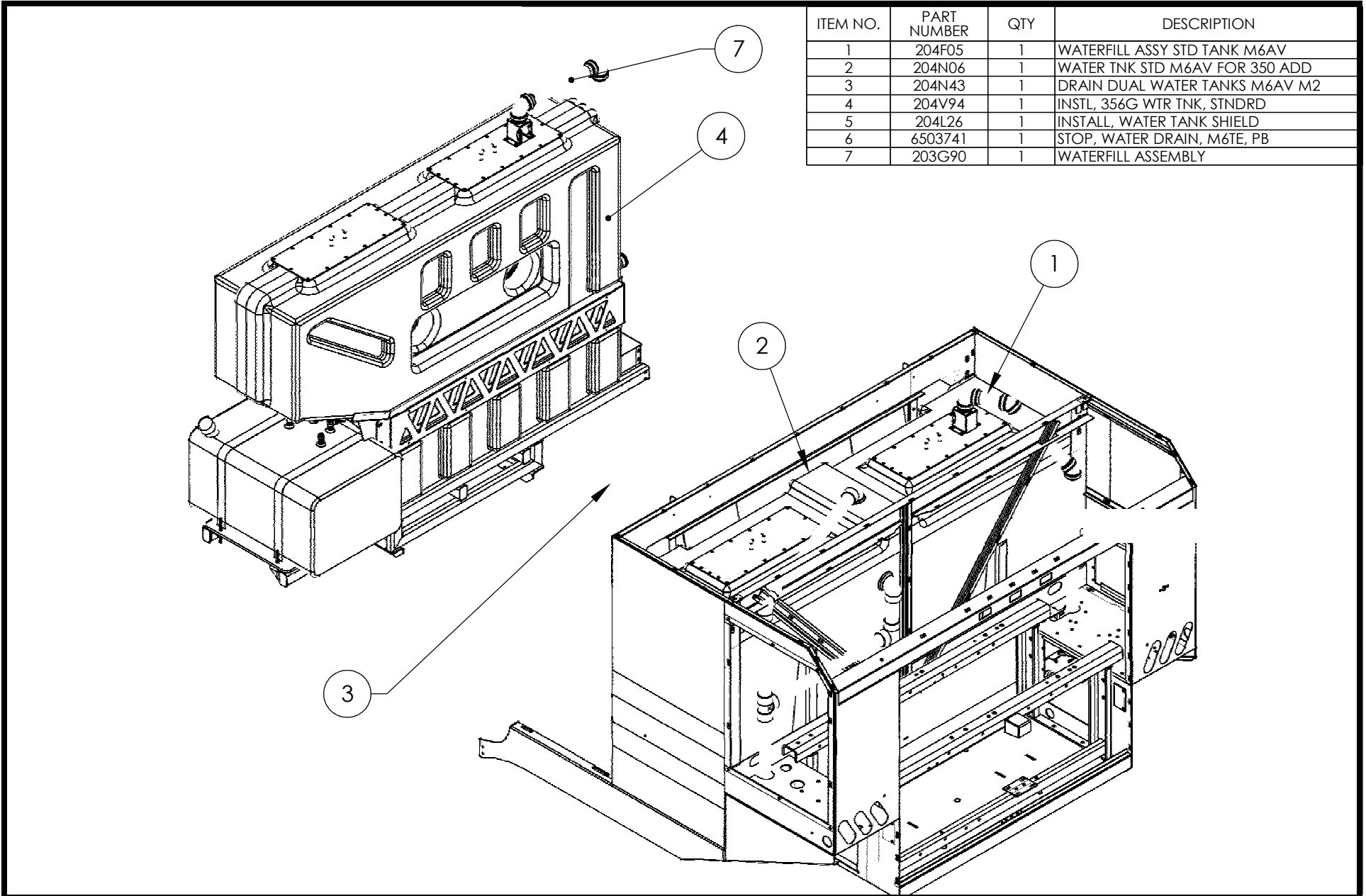
# Section 5 - Body

## 204R95 - FRONT TANK WATERFILL



# Section 5 - Body

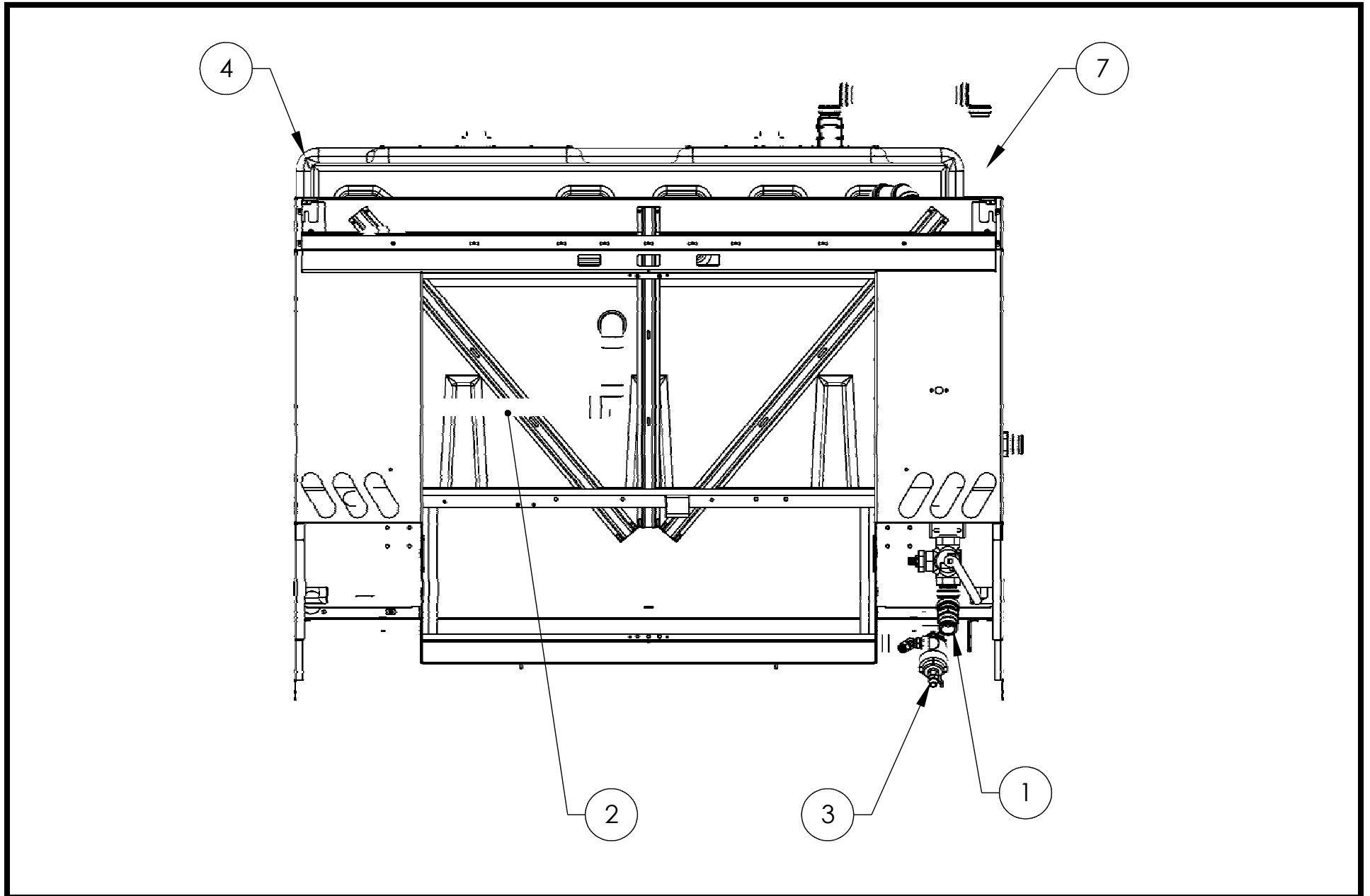
## 204W69 - DUAL WATER TANKS M6AV PB



ITEM NO.	PART NUMBER	QTY	DESCRIPTION
1	204F05	1	WATERFILL ASSY STD TANK M6AV
2	204N06	1	WATER TNK STD M6AV FOR 350 ADD
3	204N43	1	DRAIN DUAL WATER TANKS M6AV M2
4	204V94	1	INSTL, 356G WTR TNK, STNDRD
5	204L26	1	INSTALL, WATER TANK SHIELD
6	6503741	1	STOP, WATER DRAIN, M6TE, PB
7	203G90	1	WATERFILL ASSEMBLY

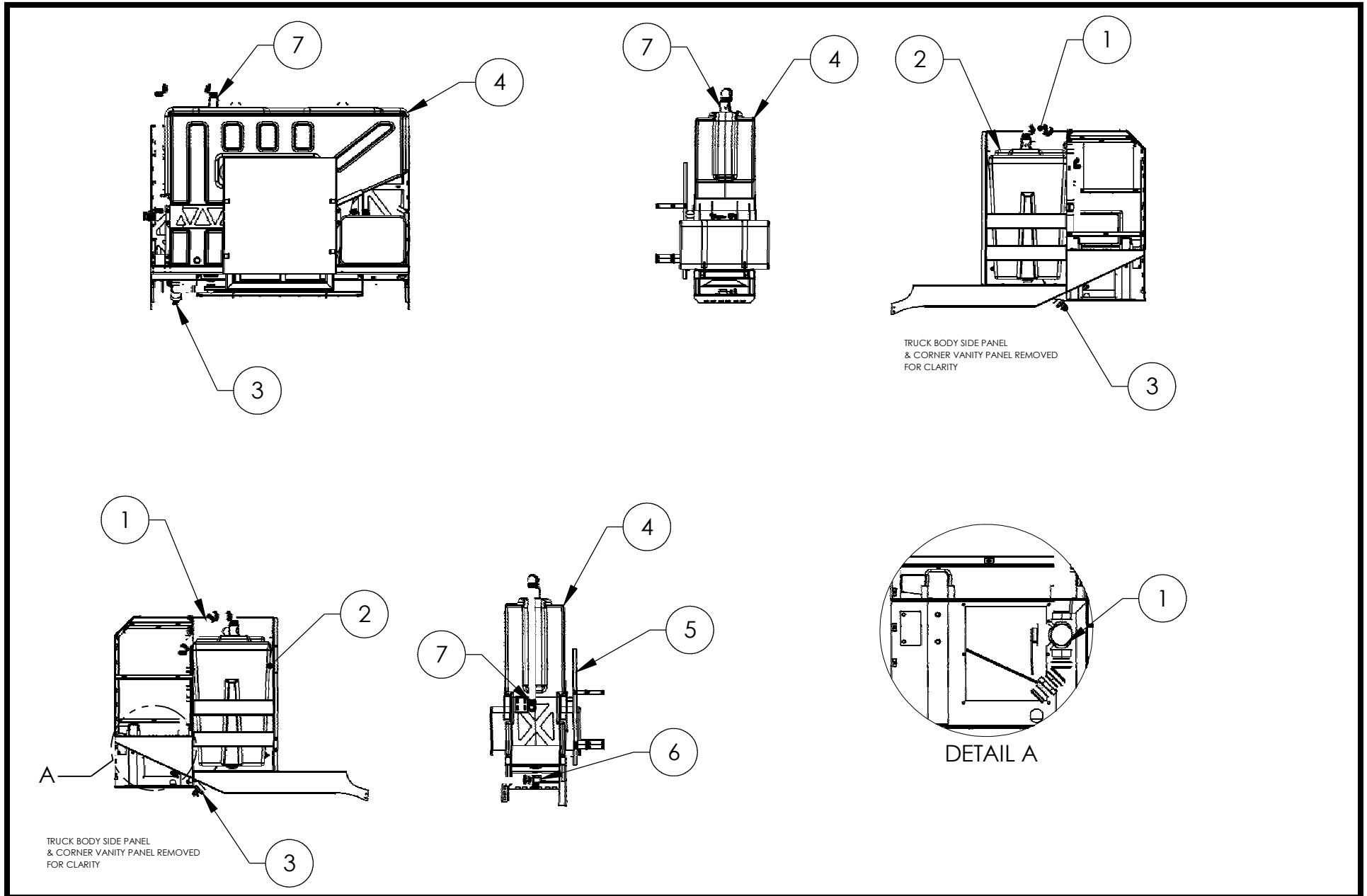
# Section 5 - Body

204W69 - DUAL WATER TANKS M6AV PB



# Section 5 - Body

## 204W69 - DUAL WATER TANKS M6AV PB

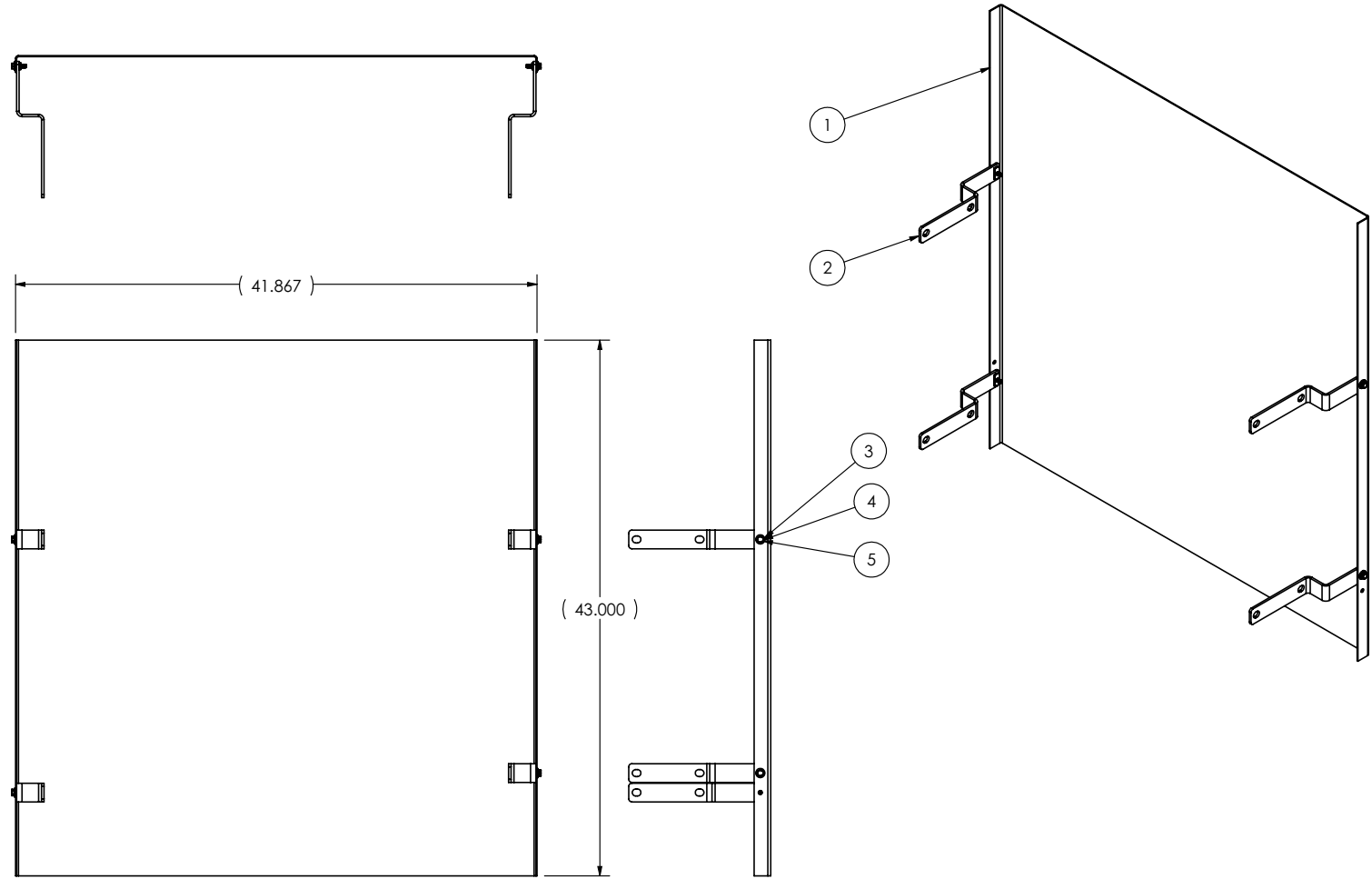




# Section 5 - Body

## 204L26 - WATER TANK SHIELD

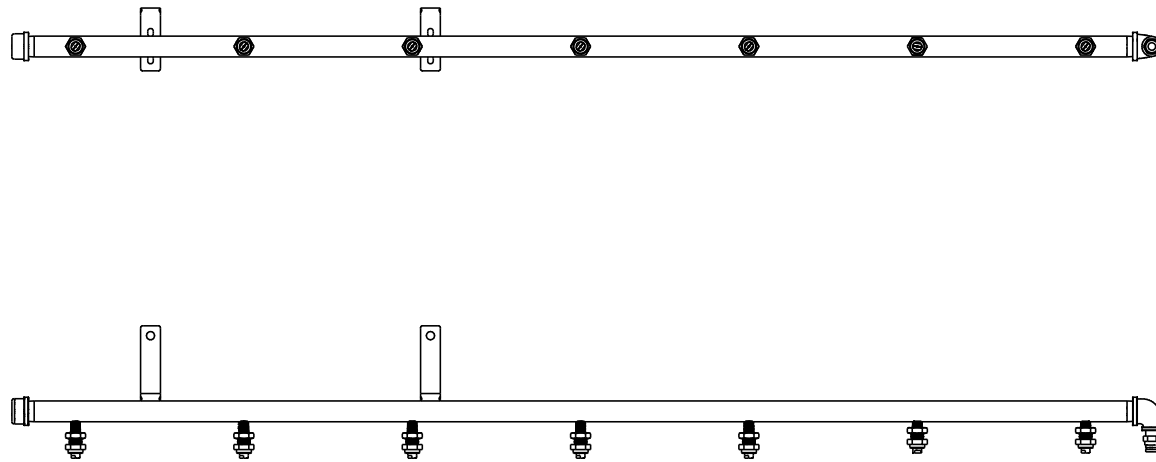
ITEM NO.	PART NUMBER	QTY.	DESCRIPTION
1	3002388	1	GUARD, EXHAUST, KENWORTH
2	300882	4	WELD., EXHAUST GUARD BRACKET
3	31589	4	WASHER, 1/4 FLAT
4	31604	4	WASHER, 1/4 LOCK
5	30651	4	BOLT, 1/4-20X1.25



# Section 5 - Body

## 204G61- FRONT SPRAYBAR MOUNT

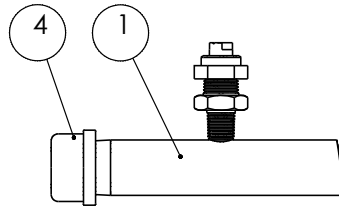
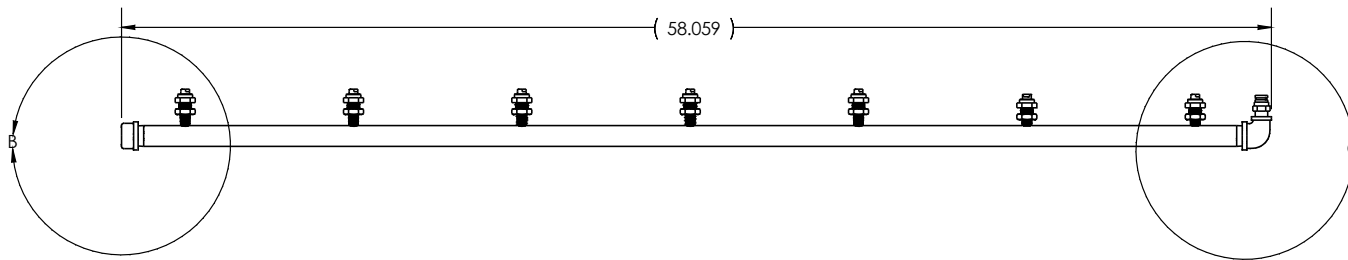
ITEM NO.	PART NUMBER	Default/QTY.	DESCRIPTION
1	204G60	1	FRONT SPRAY BAR ASSEMBLY
2	6501175	2	BRKT,FRONT SPRAYBAR



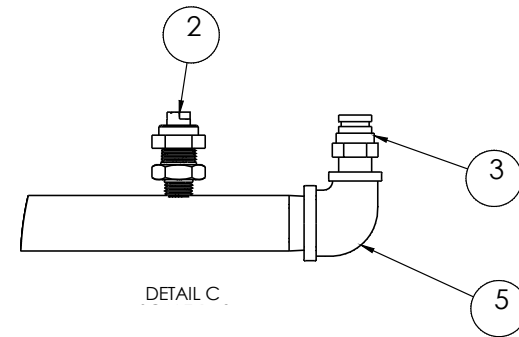
# Section 5 - Body

## 204G60- FRONT SPRAYBAR

ITEM NO.	PART NUMBER	Default /QTY.	DESCRIPTION
1	6503119	1	SPRAYBAR PIPE X 56.75, BRASS
2	203C98	7	SPRAY, TIP 1/4 MPT
3	28983	1	ADAPTER, 3/8 NPT X 3/8 P2C
4	22335	1	CAP, 3/4
5	22337	1	3/4 X 3/8 REDUCING ELBOW, BRAS



DETAIL B

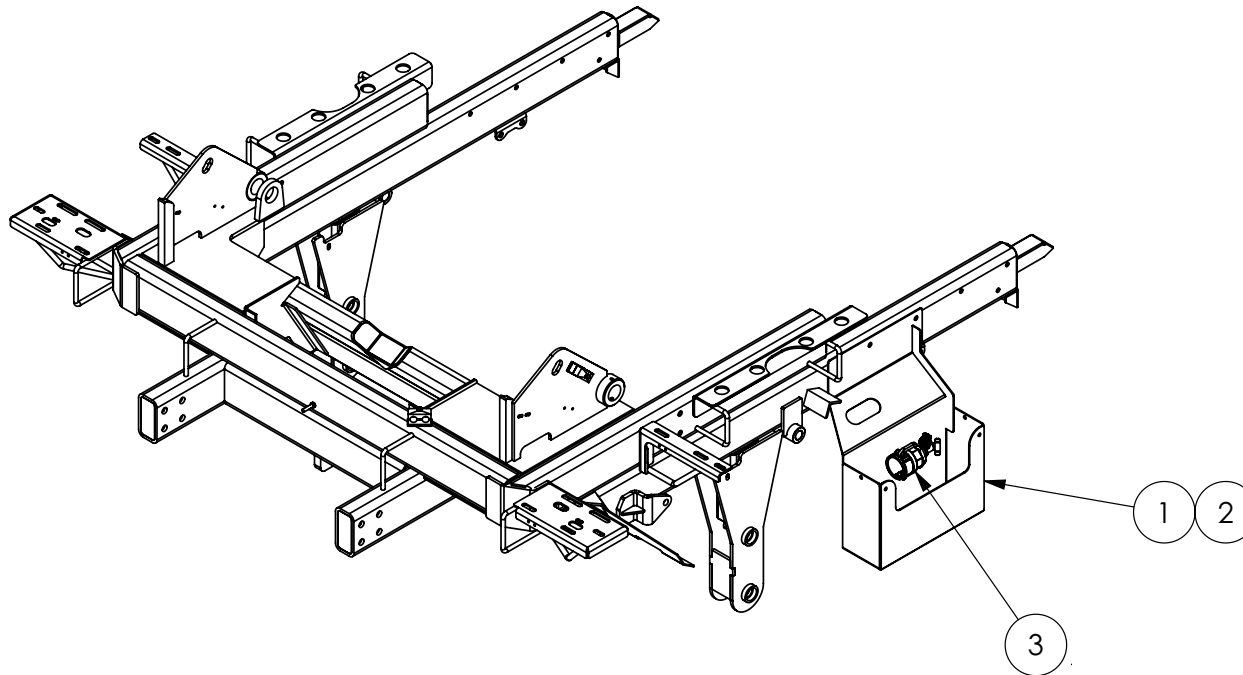


DETAIL C

# Section 5 - Body

## 204T04 - GARDEN HOSE STORAGE

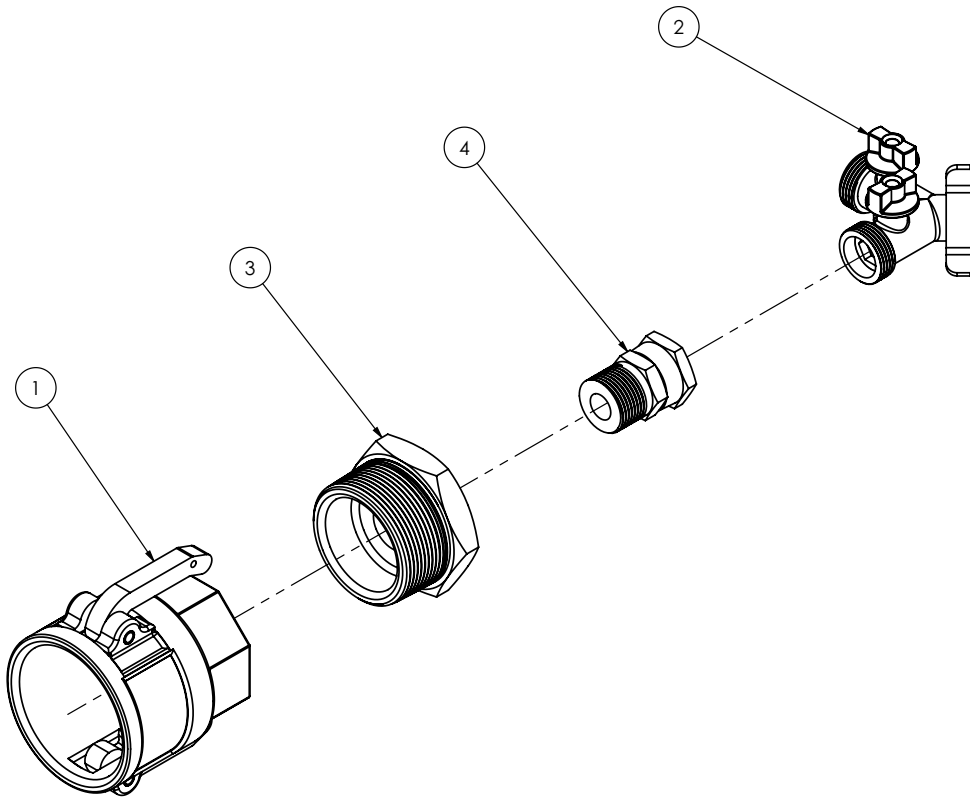
ITEM NO.	PART NUMBER	QTY.	DESCRIPTION
1	651205	1	WELD,STORAGE,GARDEN HOSE,M6,SS
2	203679	1	HYDRANT WASHDOWN HOSE
3	204E92	1	GARDEN HOSE X CAMLOC ADAPTER



# Section 5 - Body

## 204E92 - GARDEN HOSE X CAMLOC ADAPTER

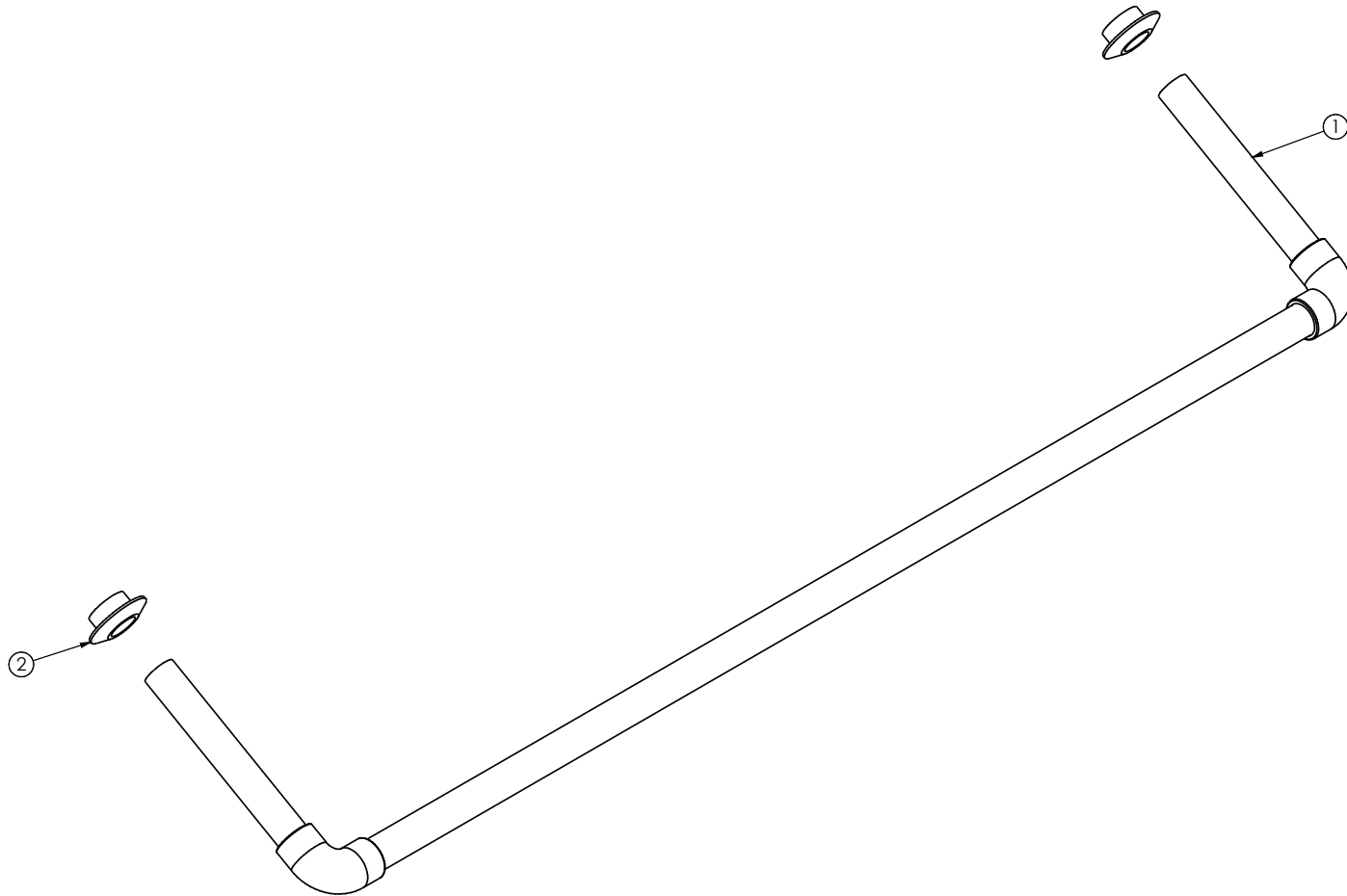
ITEM NO.	QTY.	PART NUMBER	DESCRIPTION
1	1	23645	COUPLING,HOSE,2",CAMLOCK
2	1	64359	ADAPTER, GARDEN HOSE Y
3	1	64357	BUSHING, 2 X 3/4 ALUMINUM
4	1	64358	ADAPTER, FEMALE GH X 3/4 MALE



# Section 5 - Body

## 204V31- WATER SIGHT

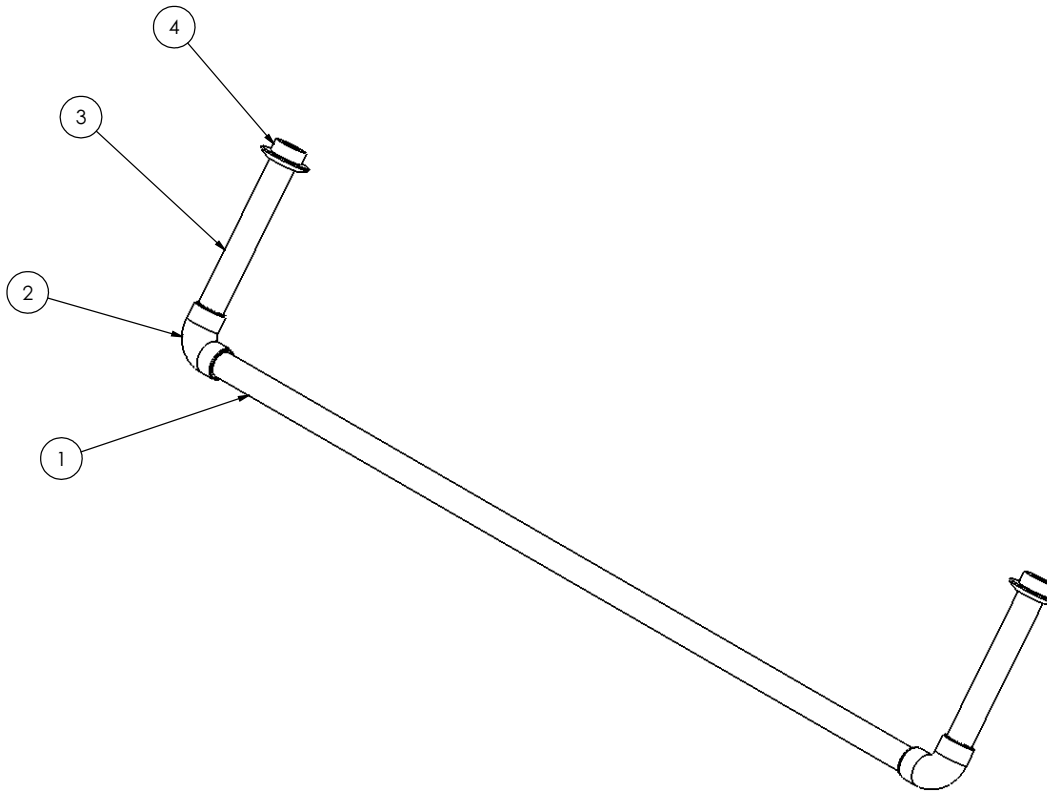
ITEM NO.	PART NUMBER	DESCRIPTION	QTY.
1	651180	ASSY,SIGHT GA, 350-G, WTR-TK M	1
2	22971	GROMMET, 1/2" UNISEAL PIPE	2



## Section 5 - Body

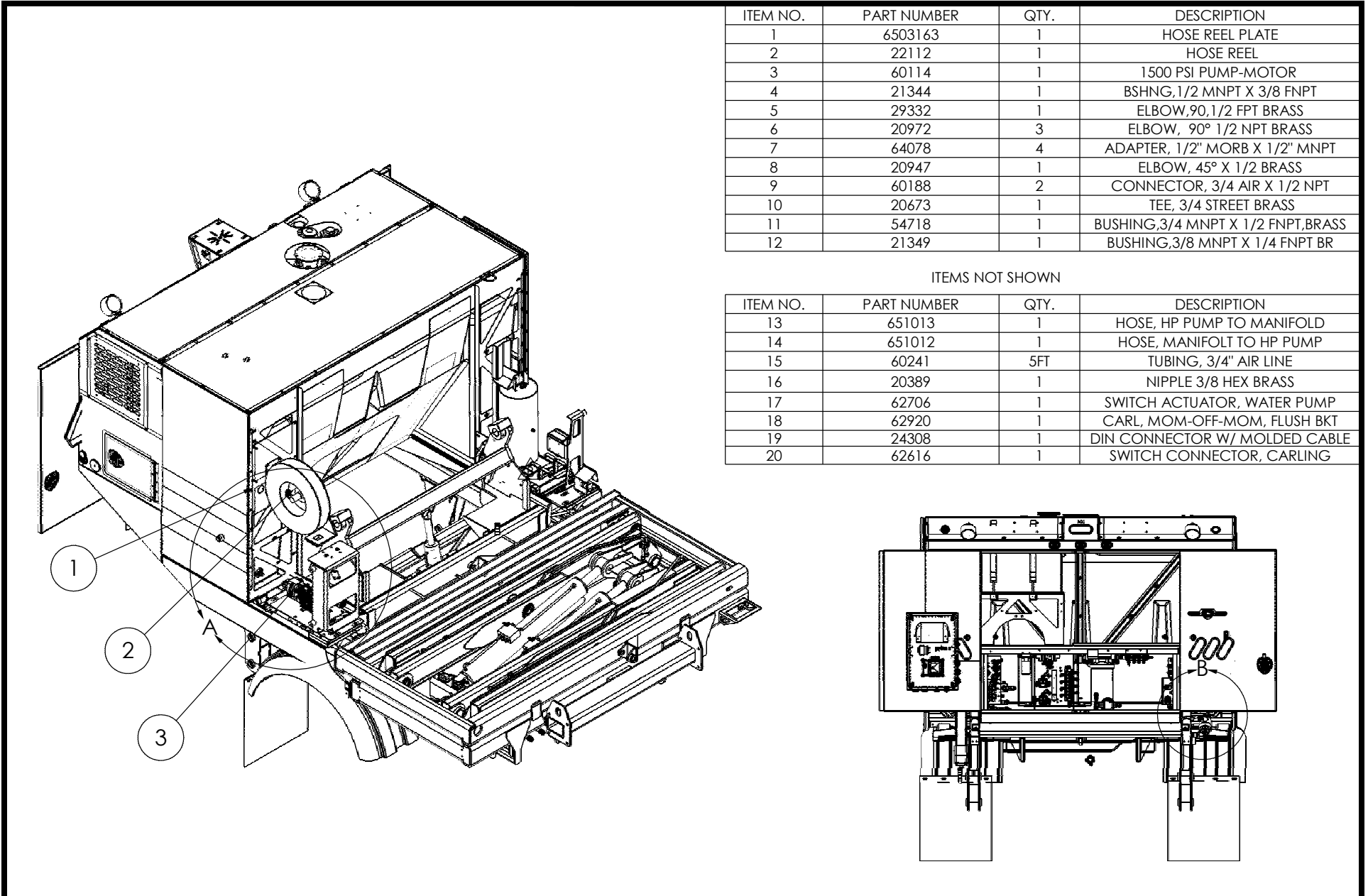
651180 - ASSY,SIGHT GA, 350-G,WTR-TK M

ITEM NO.	PART NUMBER	DESCRIPTION	QTY.
1	5222849	TUBE,SIGHT GAUGE VERT. 34"	1
2	23221	ELBOW, 90 1/2" SCH 80 PVC	2
3	5222850	TUBE,HORIZ,SIGHT GAUGE 6"	2
4	22971	GROMMET, 1/2" UNISEAL PIPE	2



# Section 5 - Body

## 204H13 - HP PUMP AND HOSE REEL



ITEM NO.	PART NUMBER	QTY.	DESCRIPTION
1	6503163	1	HOSE REEL PLATE
2	22112	1	HOSE REEL
3	60114	1	1500 PSI PUMP-MOTOR
4	21344	1	BSHNG,1/2 MNPT X 3/8 FNPT
5	29332	1	ELBOW,90,1/2 FPT BRASS
6	20972	3	ELBOW, 90° 1/2 NPT BRASS
7	64078	4	ADAPTER, 1/2" MORB X 1/2" MNPT
8	20947	1	ELBOW, 45° X 1/2 BRASS
9	60188	2	CONNECTOR, 3/4 AIR X 1/2 NPT
10	20673	1	TEE, 3/4 STREET BRASS
11	54718	1	BUSHING,3/4 MNPT X 1/2 FNPT,BRASS
12	21349	1	BUSHING,3/8 MNPT X 1/4 FNPT BR

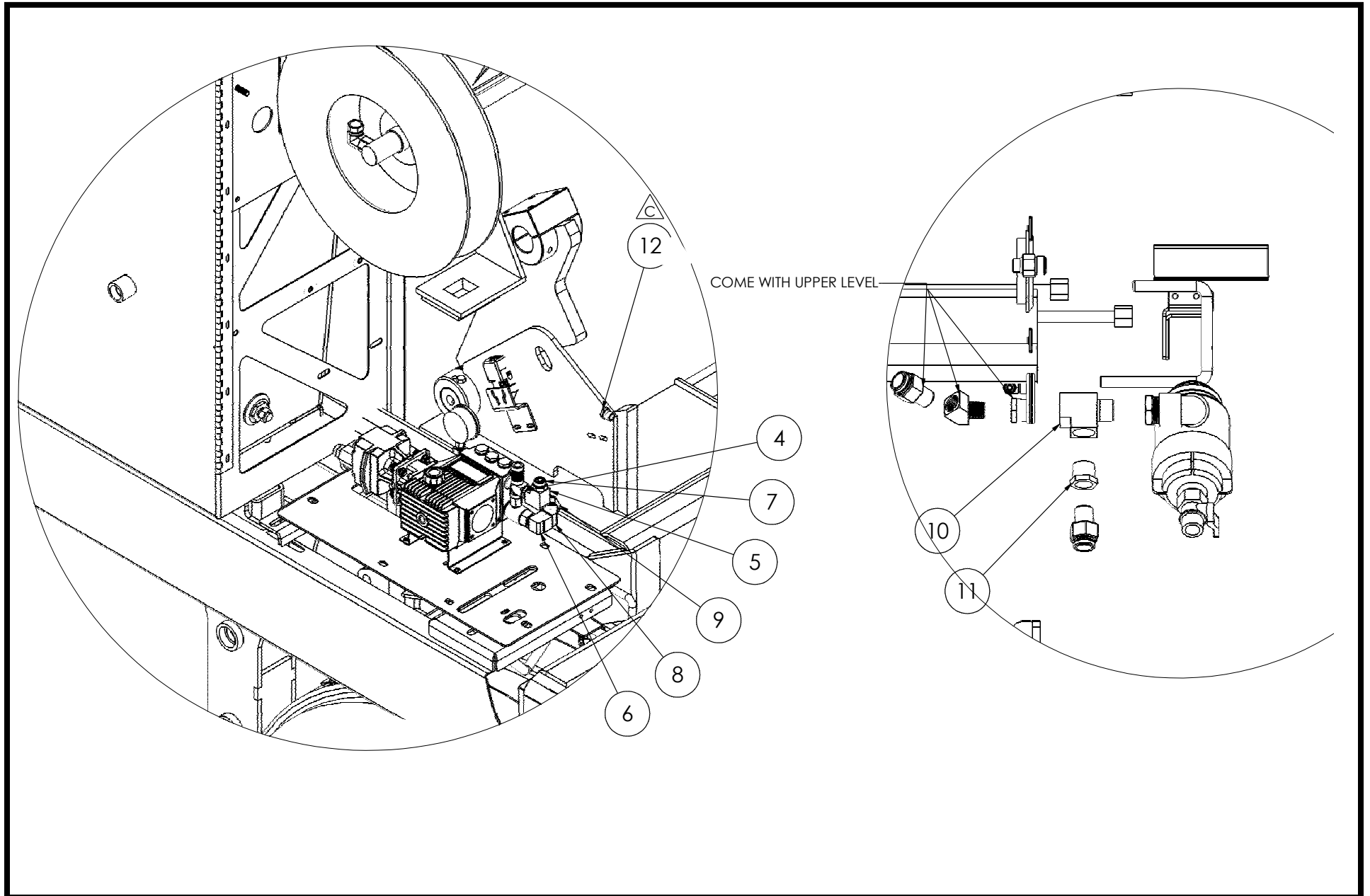
### ITEMS NOT SHOWN

ITEM NO.	PART NUMBER	QTY.	DESCRIPTION
13	651013	1	HOSE, HP PUMP TO MANIFOLD
14	651012	1	HOSE, MANIFOLD TO HP PUMP
15	60241	5FT	TUBING, 3/4" AIR LINE
16	20389	1	NIPPLE 3/8 HEX BRASS
17	62706	1	SWITCH ACTUATOR, WATER PUMP
18	62920	1	CARL, MOM-OFF-MOM, FLUSH BKT
19	24308	1	DIN CONNECTOR W/ MOLDED CABLE
20	62616	1	SWITCH CONNECTOR, CARLING



# Section 5 - Body

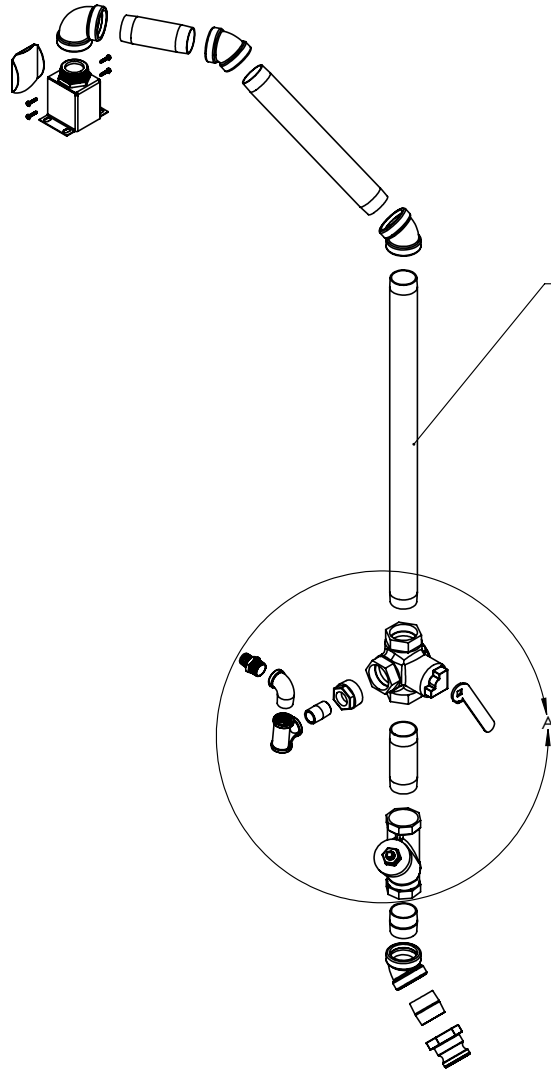
## 204H13 - HP PUMP AND HOSE REEL



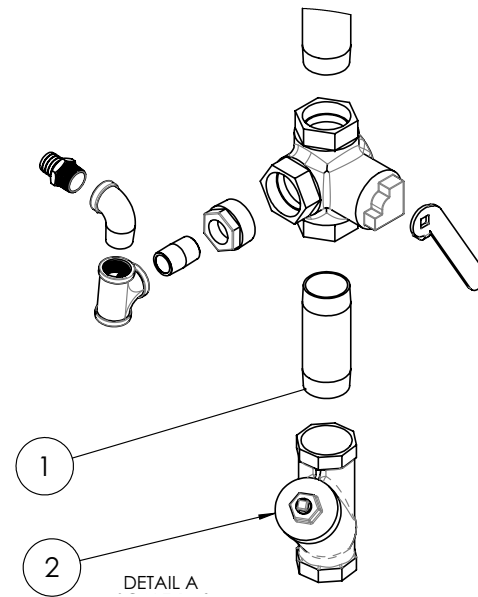
# Section 5 - Body

## 204L96- WATERFILL STRAINER

ITEM NO.	PART NUMBER	QTY.	DESCRIPTION
1	53069	1	NIPPLE, 2.0 X 6 NPT, GALV.
2	28710	1	Y-STRAINER, 2.0NPT BRONZE

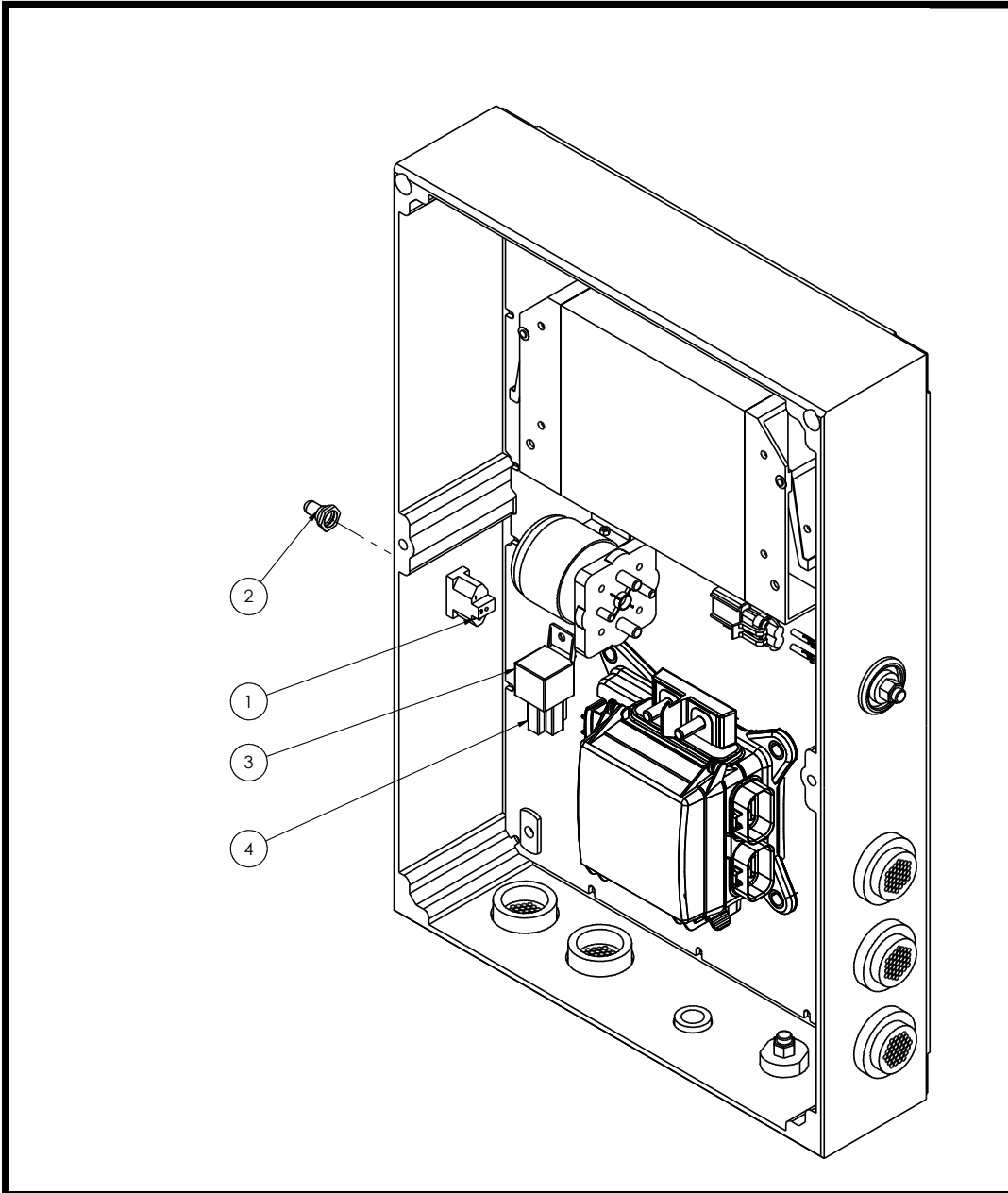


INSTALL ITEMS 1 AND 2 INTO EXISTING WATERFILL ASSEMBLY



# Section 5 - Body

## 204U64 - REMOTE WATER PUMP SWITCH



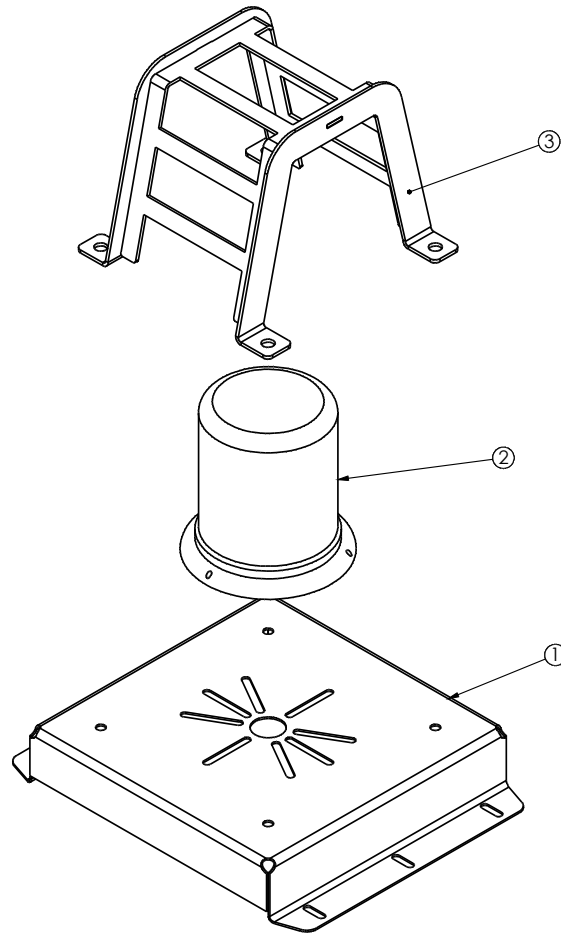
ITEM NO.	PART NUMBER	QTY.	DESCRIPTION
1	23005	1	SWITCH, SPST WATERPROOF
2	20122	1	RUBBER SWITCH BOOT
3	22945	1	RELAY, SPDT 40A 12VDC CUBE
4	22946	1	CONNECTOR HOUSING,RELAY

ITEMS BELOW NOT SHOWN

ITEM NO.	PART NUMBER	QTY.	DESCRIPTION
5	24077	1	FUSE, 30 AMP MINI
6	SK-2453	REF	SCHEMATIC, MOD, REMOTE WTR SW

# Section 5 - Body

## 203U13 - BEACON CAB



ITEM NO.	PART NUMBER	DESCRIPTION	QTY.
1	3000783	BEACON BRACKET, CAB MOUNT	1
2	61935	BEACON, LED, CLASS 1 AMBER	1
3	525716	LIMB GUARD, BEACON	1

### ITEMS NOT SHOWN

ITEM NO.	PART NUMBER	DESCRIPTION	QTY.
4	64806	HARNESS, FRONT LIGHT BEACON	1
5	26211	CLIP, WIRE .313"- .406"	3
6	62185	SEALED RELAY, DPST	1
7	64610	TPA, RECPT, DT, 2-POS	2
8	64595	CONN, RECPT, DT, 2-POS	2
9	61544	CONNECTOR, DEUTSCH, RP	1
10	64611	WEDGELOCK, W2S, DT PLUG	1

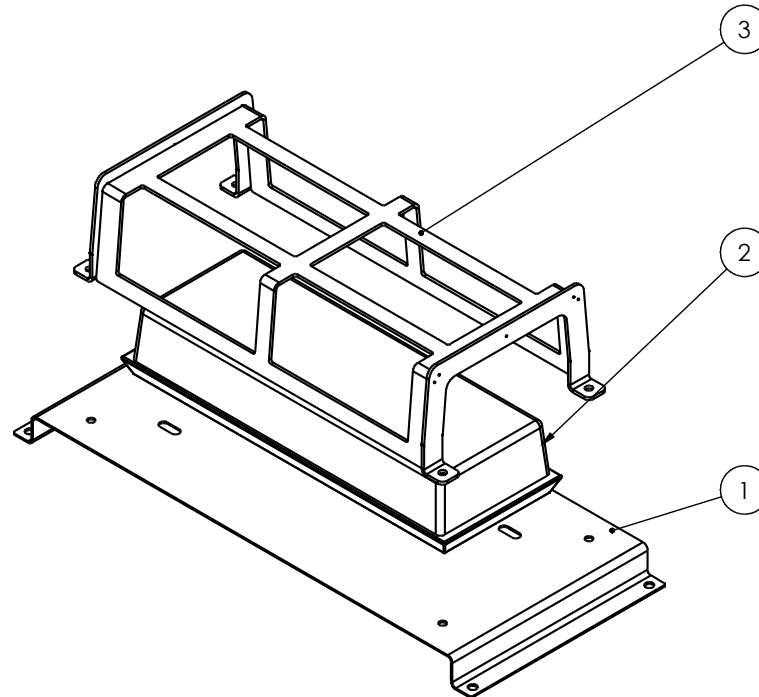
# Section 5 - Body

## 204K75 - BARLIGHT

ITEM NO.	PART NUMBER	QTY.	DESCRIPTION
1	5218155	1	BRACKET, MINI LED BARLIGHT
2	61523	1	MINI LED BARLIGHT
3	524082	1	GUARD, MINI LED BARLIGHT

### ITEMS NOT SHOWN

ITEM NO.	PART NUMBER	QTY.	DESCRIPTION
4	20139	3	CLAMP, .50" RUBBER LINED
5	64806	1	FRONT LIGHT HARNESS
6	26211	3	CLIP, WIRE .313" - .406"
7	64597	1	CONNECTOR, 6WAY RECEPTACLE, RW
8	64614	1	WEDGELock, DT, 6POS, RECPT
9	62185	1	SEALED RELAY, DPST



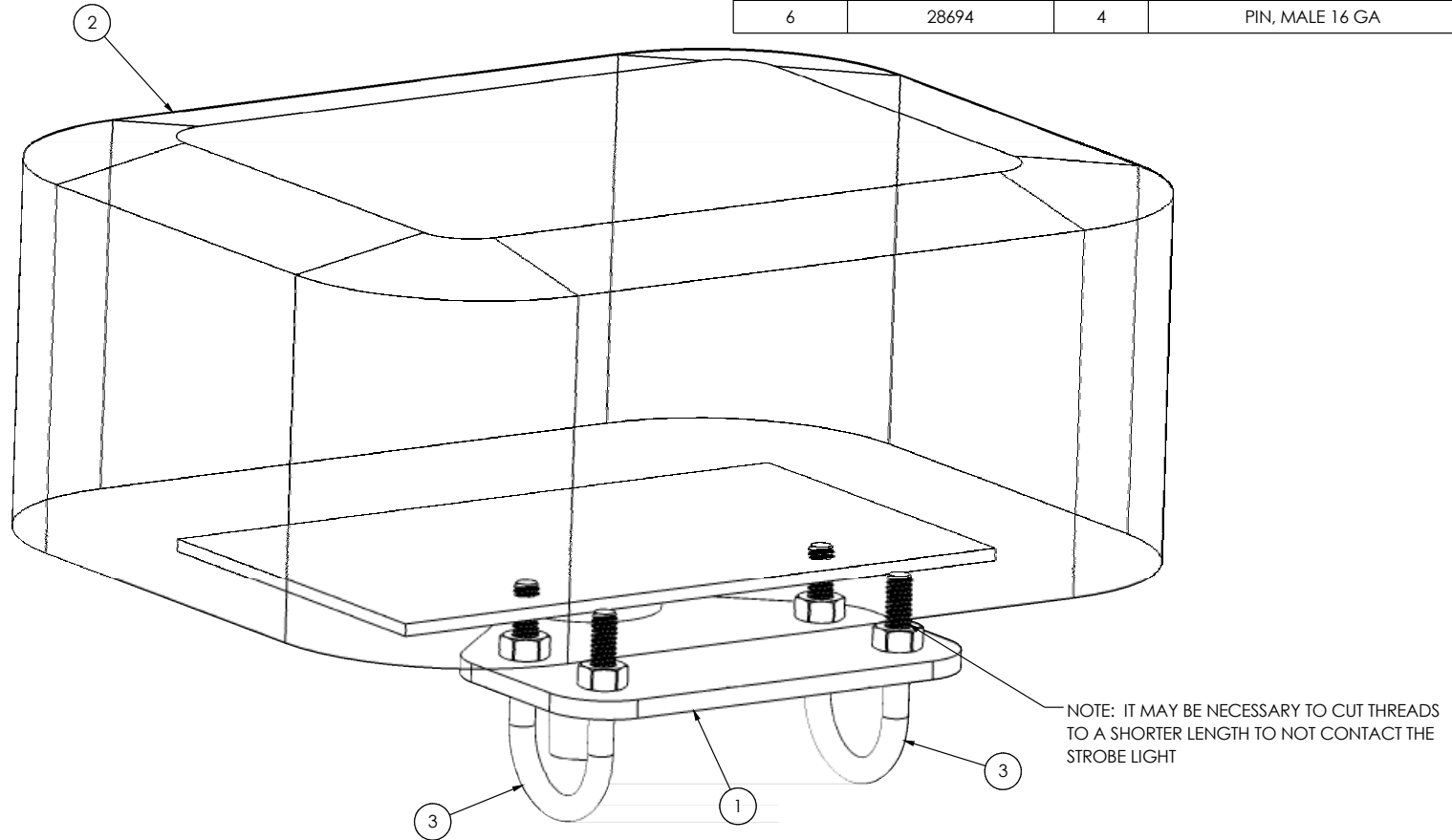
# Section 5 - Body

## 204G91 - MIRROR MOUNT EDGE STROBE

ITEM NO.	PART NUMBER	QTY.	DESCRIPTION
1	5221316	1	MIRROR BECAN MOUNT
2	63109	1	WHELEN LIGHTHEAD, LED
3	32282	2	U-BOLT, 1/4-20 X 1-1/8

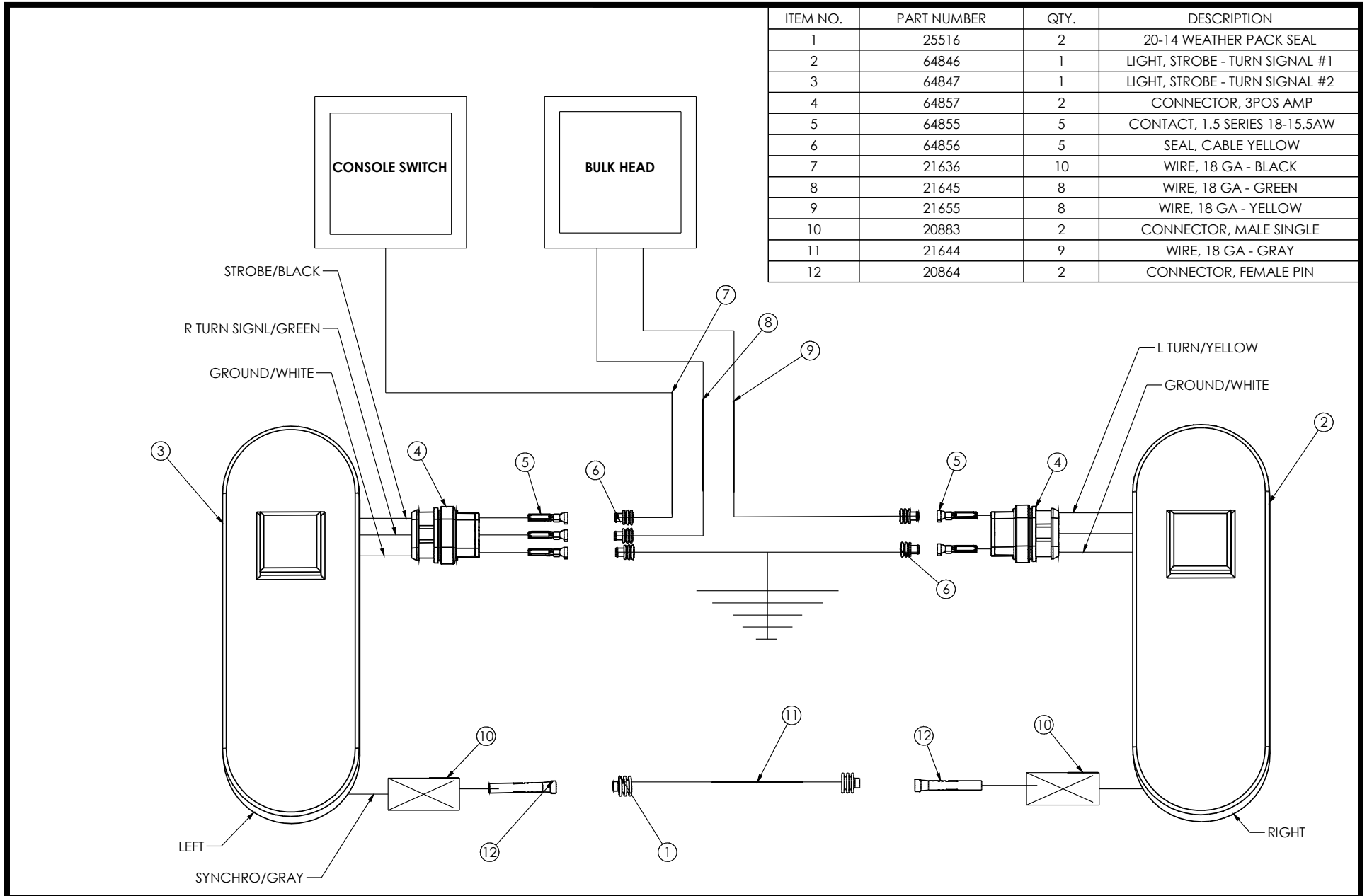
ITEMS BELOW NOT SHOWN

ITEM NO.	PART NUMBER	QTY.	DESCRIPTION
4	64596	1	CONNECTOR, 4WAY RECEPTACLE
5	64612	1	WEDGELOCK, DT, 4POS RECEPT
6	28694	4	PIN, MALE 16 GA



# Section 5 - Body

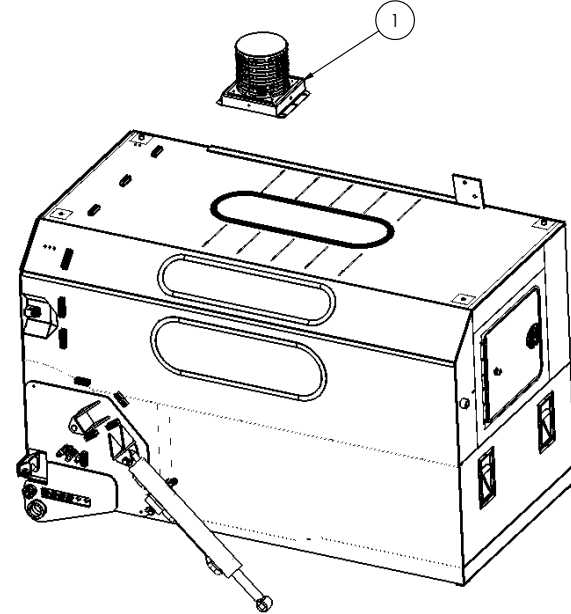
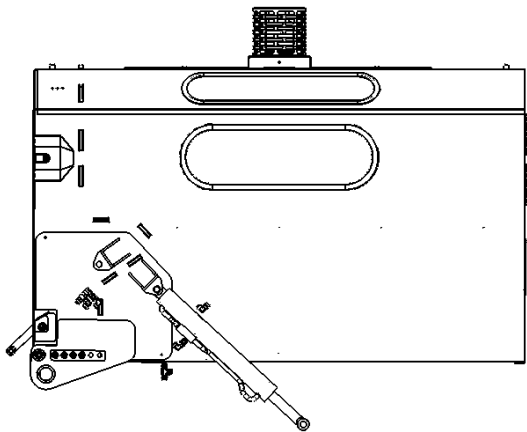
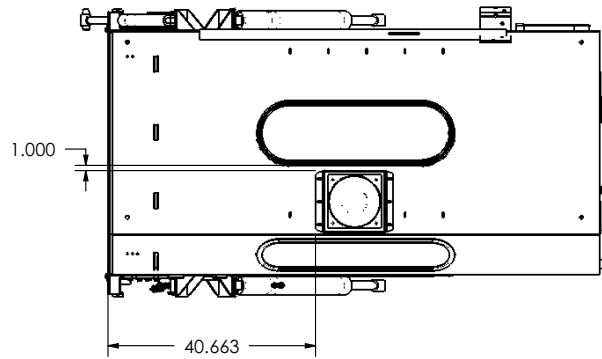
## 204G31 - LIGHTS,DUAL TURN SIGNLS,STRB



# Section 5 - Body

## 204P88 - STROBE HOPPER MOUNT

ITEM NO.	PART NUMBER	DESCRIPTION	QTY.
1	203U13	LED BEACON, CAB, CONV W/ GUARD	1
2	64595	CONNECTOR, 2WAY RECEPTACLE	2
3	64610	WEDGELOCK, DT, 2POS RECPT	2
4	61544	CONNECTOR, 2WAY PLUG	1
5	64611	WEDGELOCK, W2S, DT PLUG	1

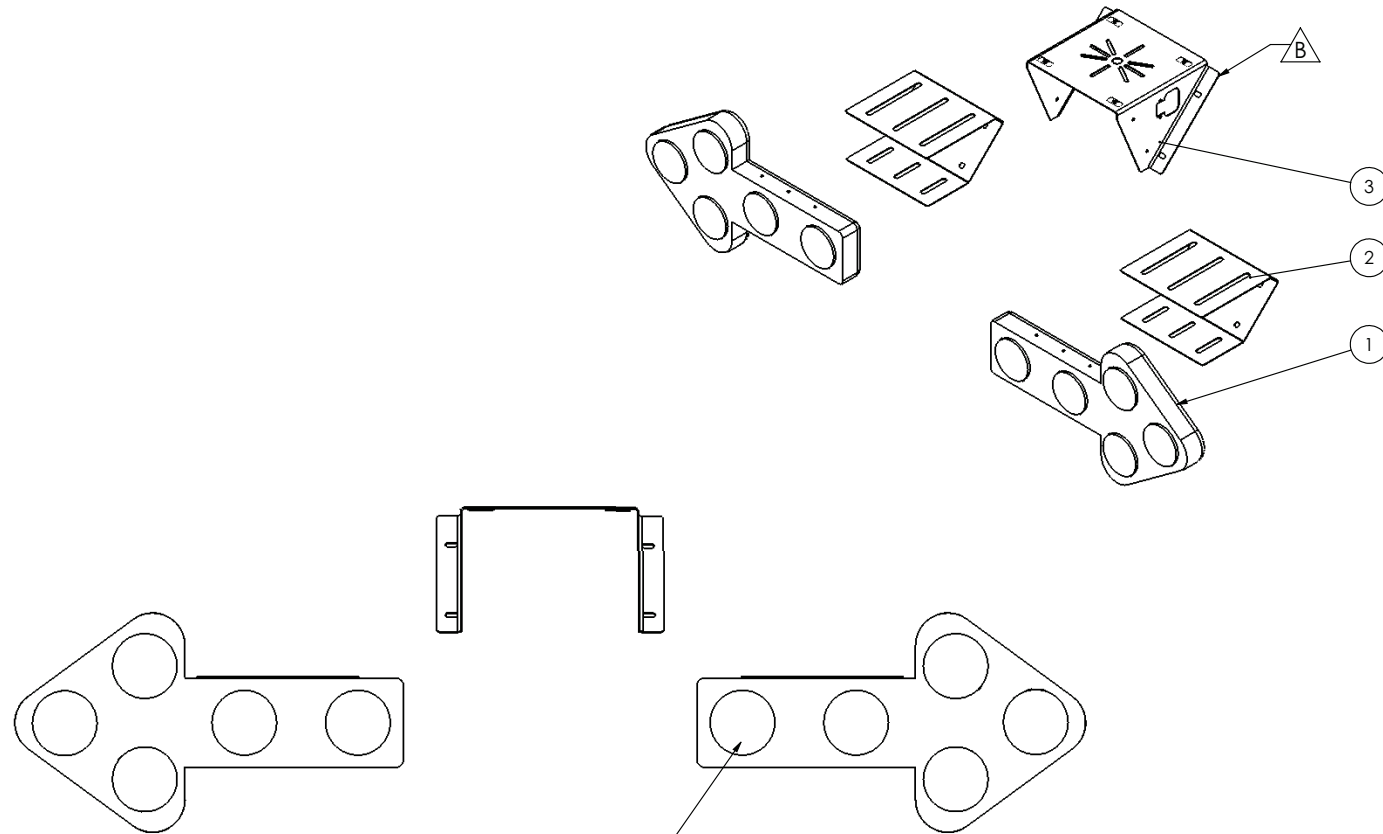




# Section 5 - Body

## 203A20 - ARROWBOARD, INCANDESCENT SPLIT

ITEM NO.	PART NUMBER	QTY.	DESCRIPTION
1	29605	1	LED ARROW BOARD TRAFFIC GUIDE
2	6501233	2	ARROWBOARD BKT
3	650453	1	BRKTREAR STROBE MNT W/ARW BRD



NOTE: ALL LIGHTS HAVE THREE DRAIN HOLES.  
MAKE SURE THEY ARE ORIENTED ON THE BOTTOM.

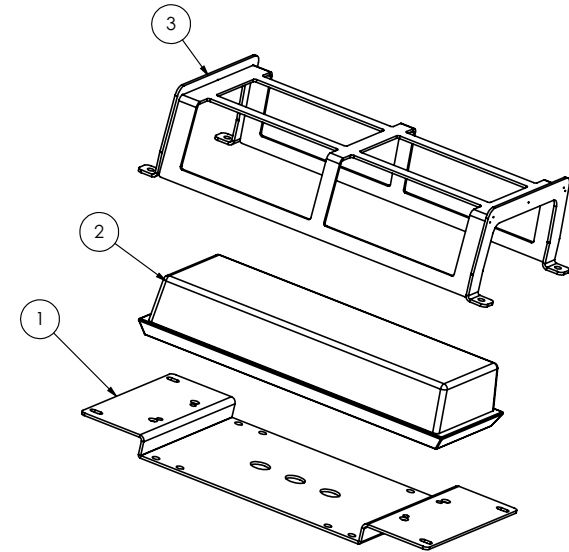
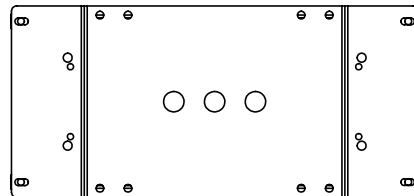
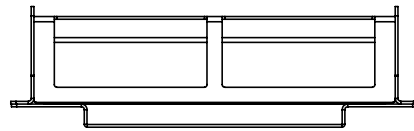
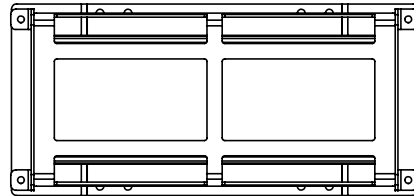
# Section 5 - Body

## 203U21 - BARLIGHT REAR

ITEM NO.	PART NUMBER	QTY.	DESCRIPTION
1	5218340	1	BKT,RR,MINI-LED,BR-LITE,A7
2	61523	1	MINI LED BARLIGHT
3	524082	1	GUARD, MINI LED BARLIGHT

ITEMS NOT SHOWN

ITEM NO.	PART NUMBER	QTY.	DESCRIPTION
4	20139	3	CLAMP, .50" RUBBER LINED
5	20529-4	1	TUBING,3/8 NYLON AIR, 10 FEET

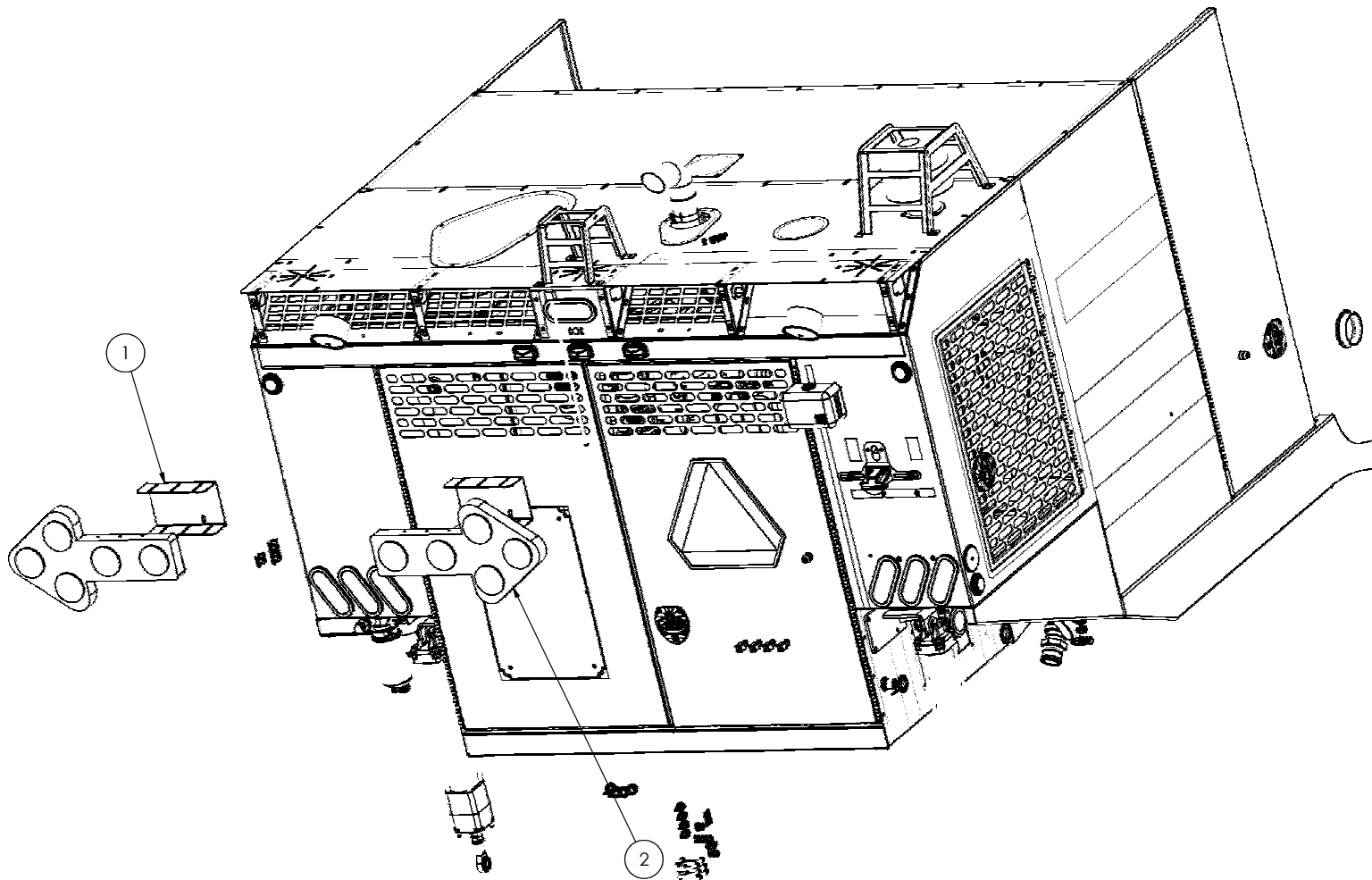


REAR BARLIGHT W/ NO GUARD: 203U22

# Section 5 - Body

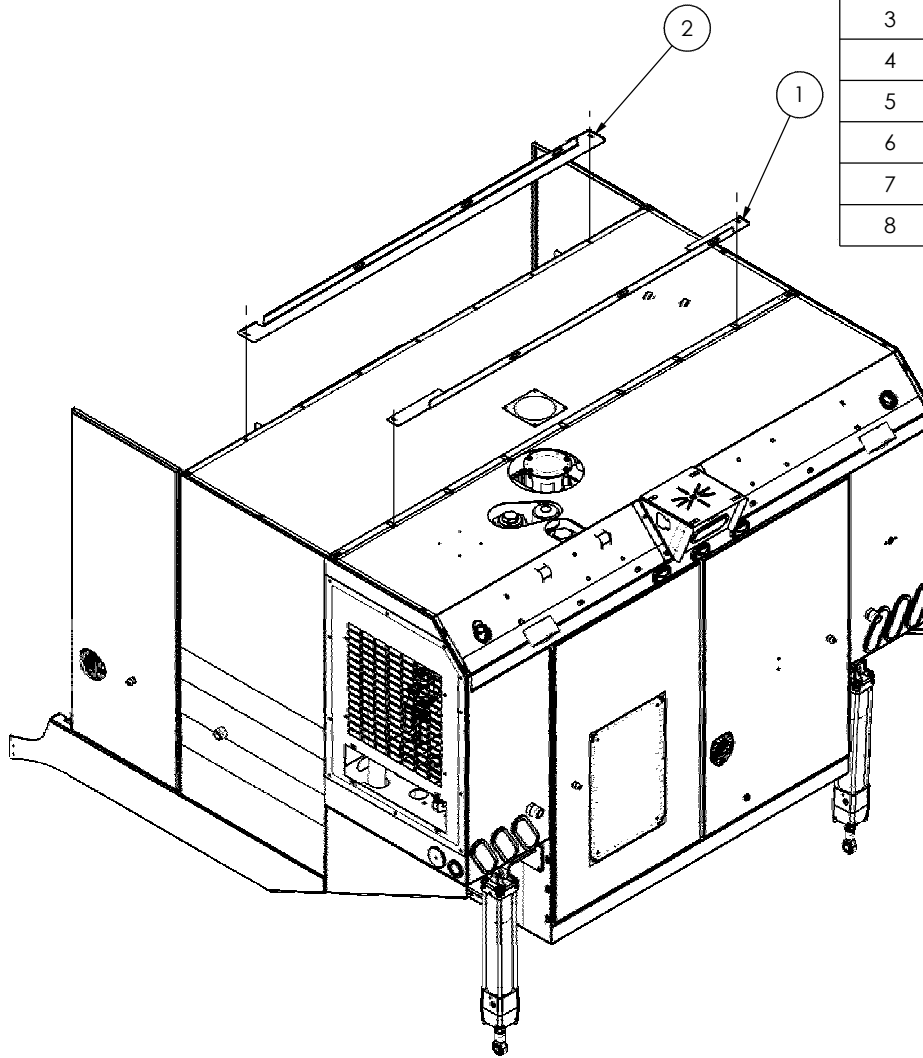
## 204U26 - SPLIT ARROWBOARD, CUMMINS

ITEM NO.	PART NUMBER	DESCRIPTION	QTY.
1	6503779	BRKT, ARROWBOARD, CUMMINS	2
2	29605	LED ARROW BOARD TRAFFIC GUIDE	1



# Section 5 - Body

## 204V42 - SSI FLDNG ARROW BOARD



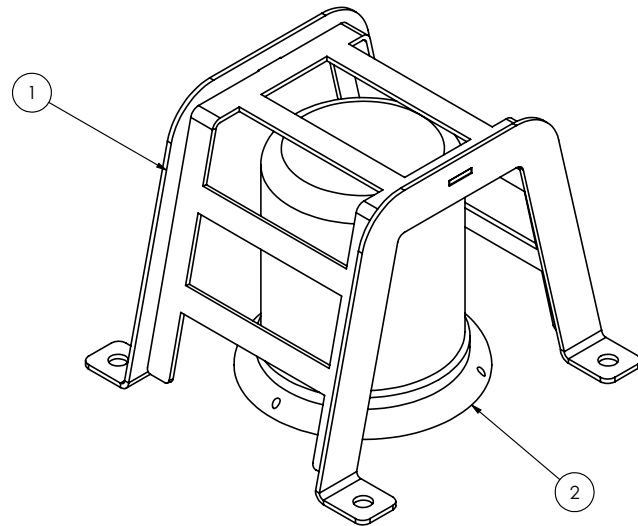
ITEM NO.	PART NUMBER	DESCRIPTION	QTY.
1	6503825	BRACE, ARRW BRD, SSI REAR	1
2	6503826	BRACE, ARRW BRD, SSI FRNT	1
ITEMS BELOW NOT SHOWN			
ITEM NO.	PART NUMBER	DESCRIPTION	QTY.
3	68003	ARROWBOARD, 25 LAMP 30X60	1
4	68004	LIFT KIT, LOW PROFILE	1
5	68005	CONTROLLER CABLE 50 FT	1
6	63651	FUSE HOLDER	1
7	23492	30A ATC FUSE	1
8	6503849	BRKT, DISPLAY, TRAFFIC BRD	1

# Section 5 - Body

## 203U11 - REAR STROBE

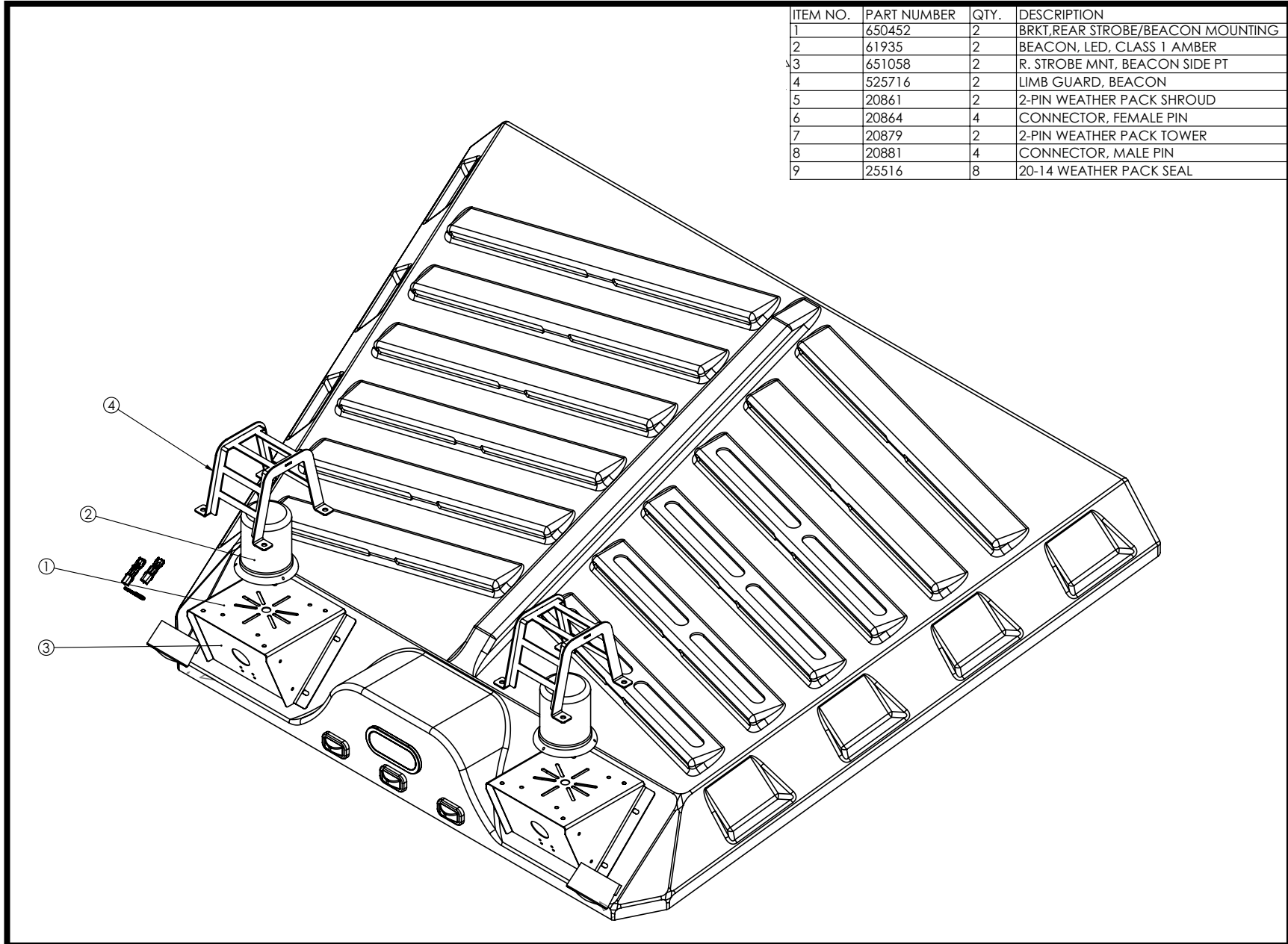
ITEM NO.	PART NUMBER	QTY.	DESCRIPTION
1	525716	1	LIMB GUARD, BEACON
2	61935	1	BEACON, LED, CLASS 1 AMBER

ITEM NO.	PART NUMBER	QTY.	DESCRIPTION
3	20139	4	CLAMP, .50" RUBBER LINED
4	20861	1	2-PIN WEATHER PACK SHROUD
5	20864	2	CONNECTOR, FEMALE PIN
6	20879	1	2-PIN WEATHER PACK TOWER
7	20881	2	CONNECTOR, MALE PIN
8	25516	4	20-14 WEATHER PACK SEAL



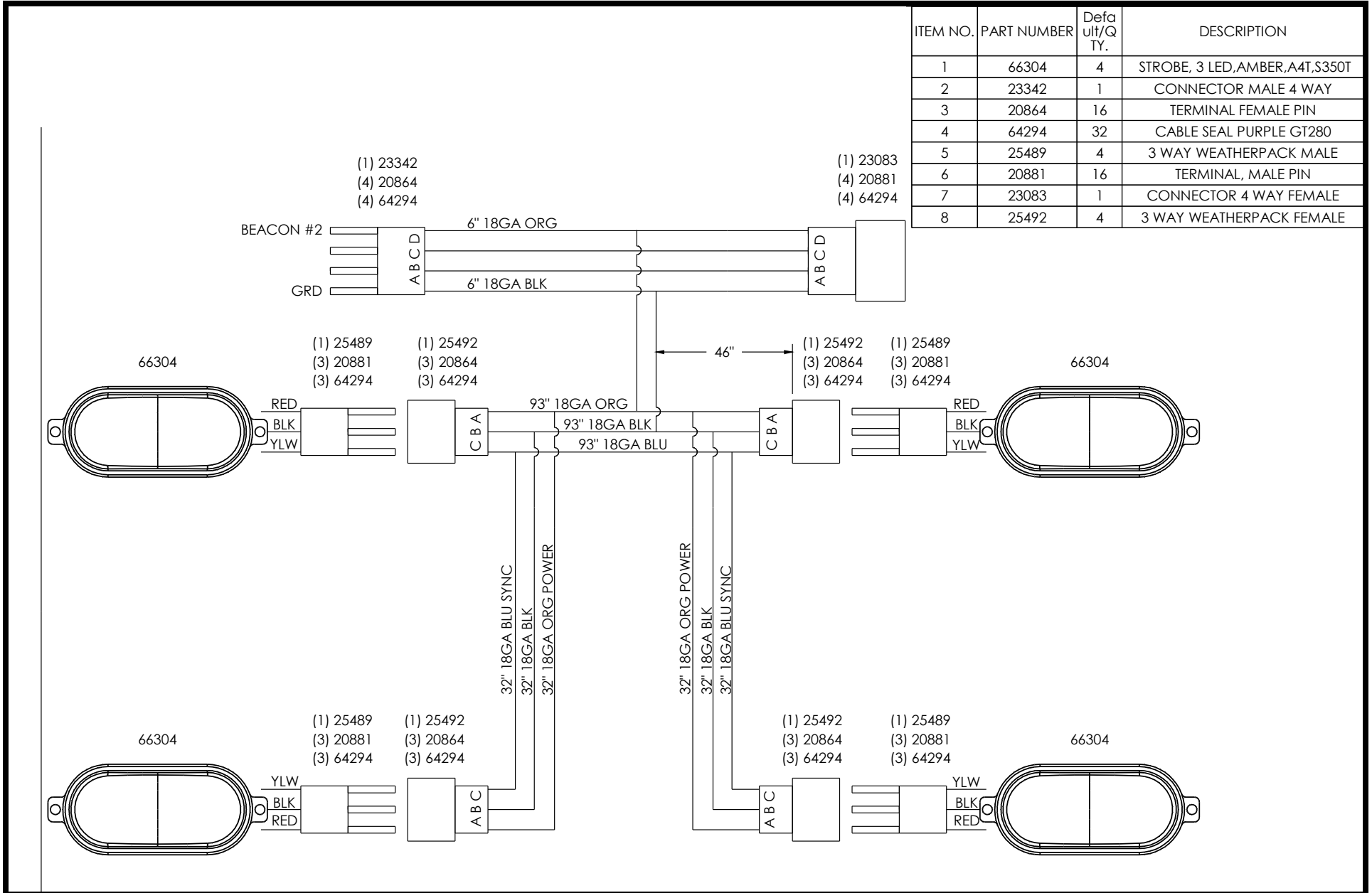
# Section 5 - Body

## 203U19 - DUAL REAR STROBE



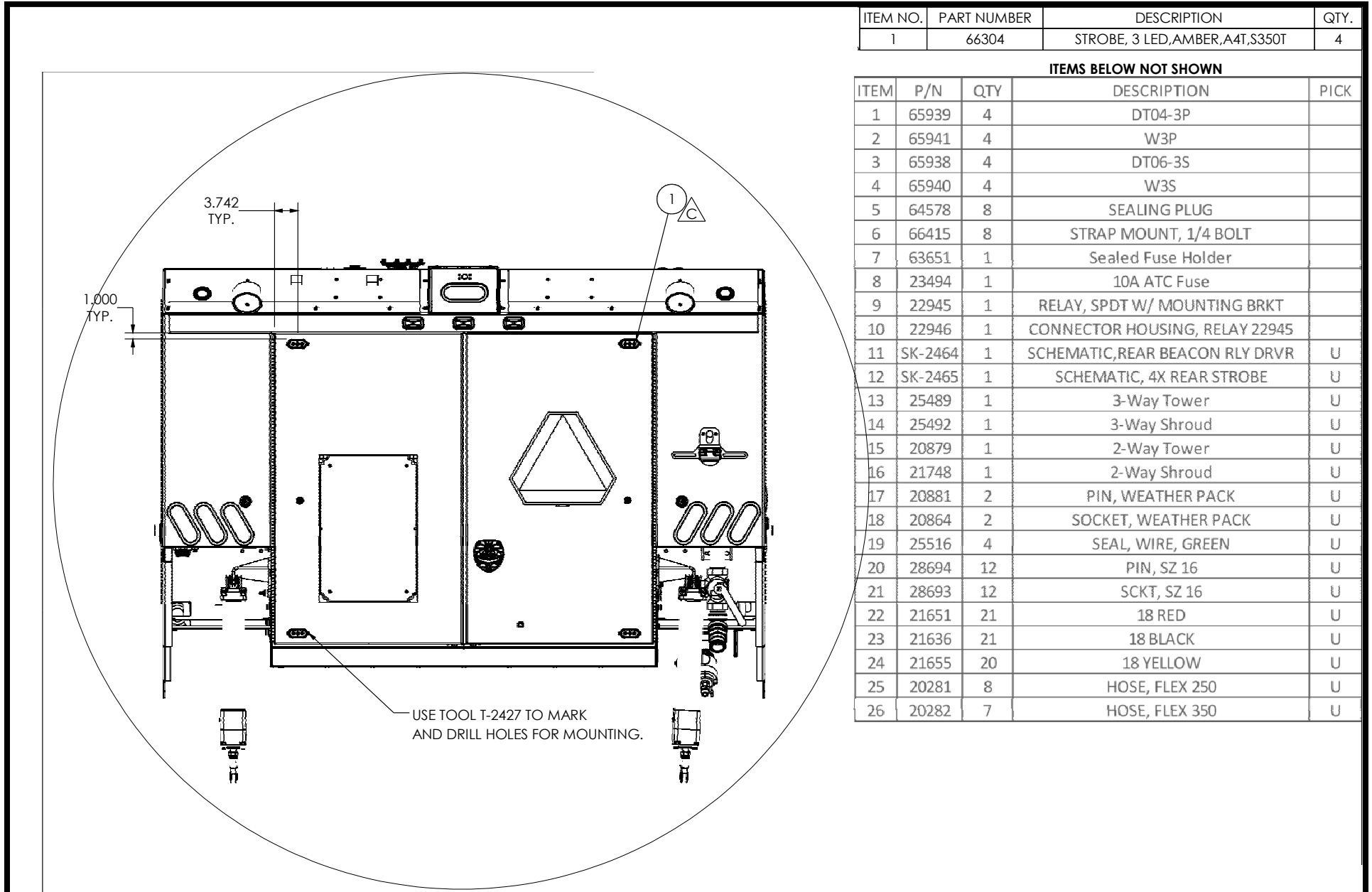
# Section 5 - Body

## 204N13 - INSTALL STROBES (4) REAR M6AV



# Section 5 - Body

## 204V36 - INSTL, 4 REAR DOOR MNT STROBE



ITEM NO.	PART NUMBER	DESCRIPTION	QTY.
1	66304	STROBE, 3 LED, AMBER, A4T, S350T	4

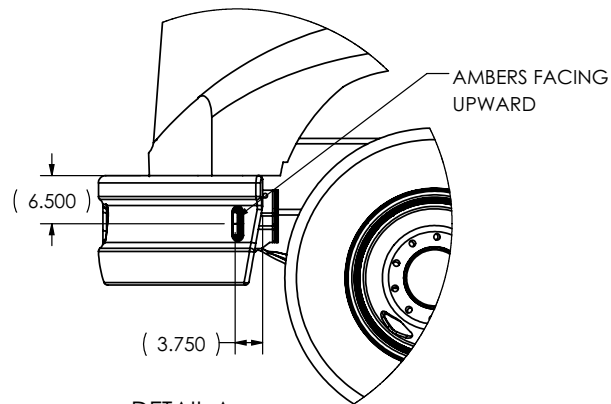
### ITEMS BELOW NOT SHOWN

ITEM	P/N	QTY	DESCRIPTION	PICK
1	65939	4	DT04-3P	
2	65941	4	W3P	
3	65938	4	DT06-3S	
4	65940	4	W3S	
5	64578	8	SEALING PLUG	
6	66415	8	STRAP MOUNT, 1/4 BOLT	
7	63651	1	Sealed Fuse Holder	
8	23494	1	10A ATC Fuse	
9	22945	1	RELAY, SPDT W/ MOUNTING BRKT	
10	22946	1	CONNECTOR HOUSING, RELAY 22945	
11	SK-2464	1	SCHEMATIC, REAR BEACON RLY DRVR	U
12	SK-2465	1	SCHEMATIC, 4X REAR STROBE	U
13	25489	1	3-Way Tower	U
14	25492	1	3-Way Shroud	U
15	20879	1	2-Way Tower	U
16	21748	1	2-Way Shroud	U
17	20881	2	PIN, WEATHER PACK	U
18	20864	2	SOCKET, WEATHER PACK	U
19	25516	4	SEAL, WIRE, GREEN	U
20	28694	12	PIN, SZ 16	U
21	28693	12	SCKT, SZ 16	U
22	21651	21	18 RED	U
23	21636	21	18 BLACK	U
24	21655	20	18 YELLOW	U
25	20281	8	HOSE, FLEX 250	U
26	20282	7	HOSE, FLEX 350	U

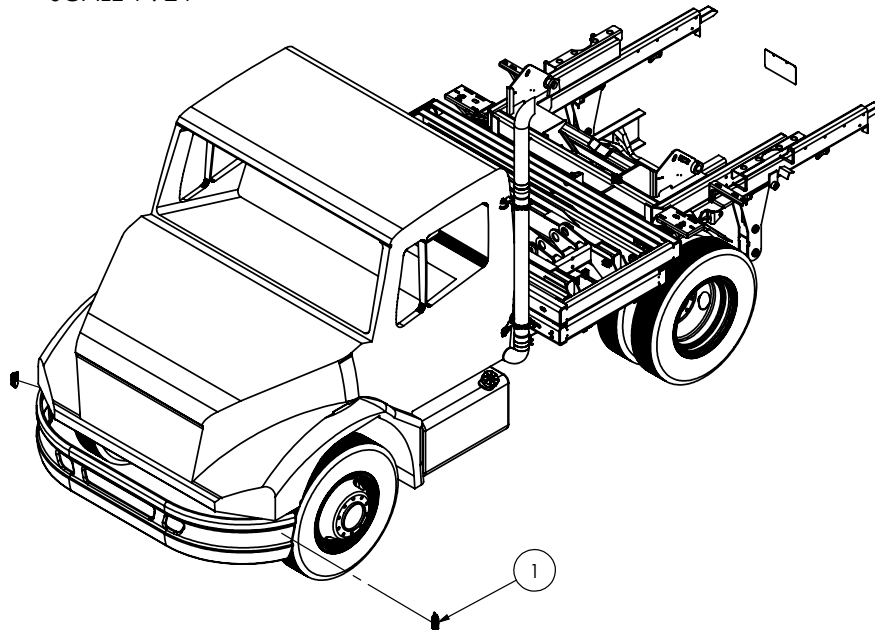


# Section 5 - Body

## 204V35 - INSTL, DUAL BMPR MNT STROBES



DETAIL A  
SCALE 1 : 24



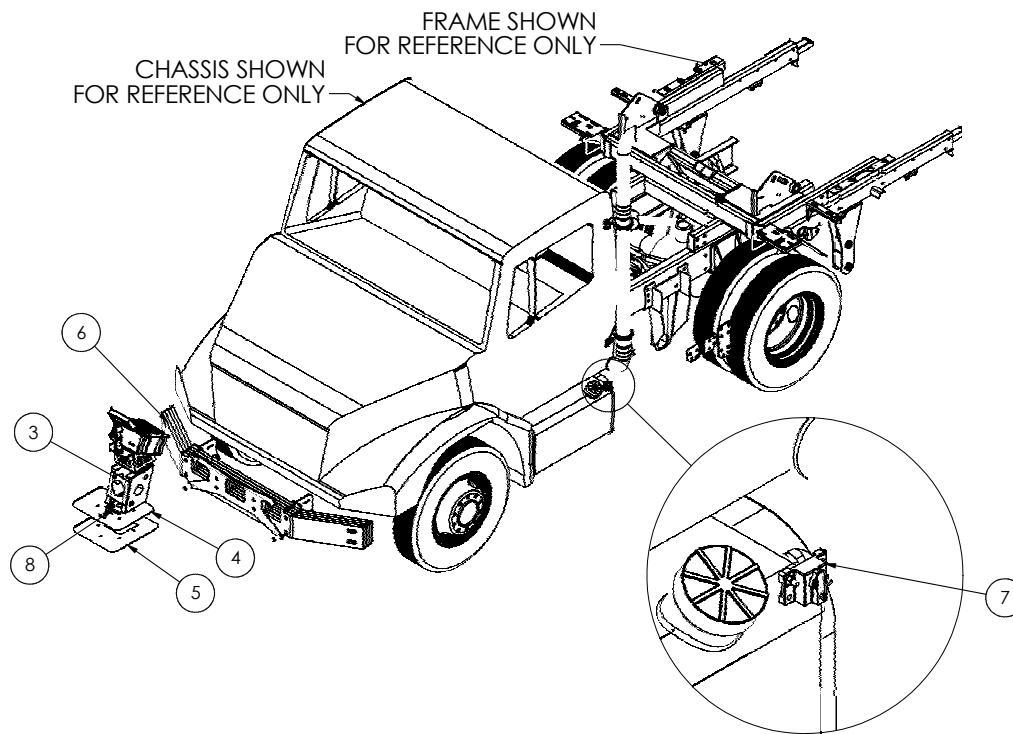
ITEM NO.	PART NUMBER	DESCRIPTION	QTY.
1	67997	STROBE, 4" AMBER/CLEAR METEOR	2

ITEMS BELOW NOT SHOWN

ITEM	P/N	QTY	DESCRIPTION	PICK
1	65939	2	DT04-3P	
2	65941	2	W3P	
3	65938	2	DT06-3S	
4	65940	2	W3S	
5	64595	2	DT04-2P	
6	64610	2	W2P	
7	64578	5	SEALING PLUG	
8	61544	1	DT06-2S	
9	64611	1	W2S	
10	64806	1	HARNES, BEACON RELAY, M6	
11	SK-2466	1	SCHEMATIC, 2X FR STROBE W/EXPAN	U
12	28694	8	PIN, SZ 16	U
13	28693	8	SCKT, SZ 16	U
14	21651	9FT	18 RED	U
15	21636	9FT	18 BLACK	U
16	21655	4FT	18 YELLOW	U
17	20281	9FT	HOSE, FLEX 250	U

# Section 5 - Body

## 204F34 - TRUCK KIT, M6TE, M2 AIR SUSP



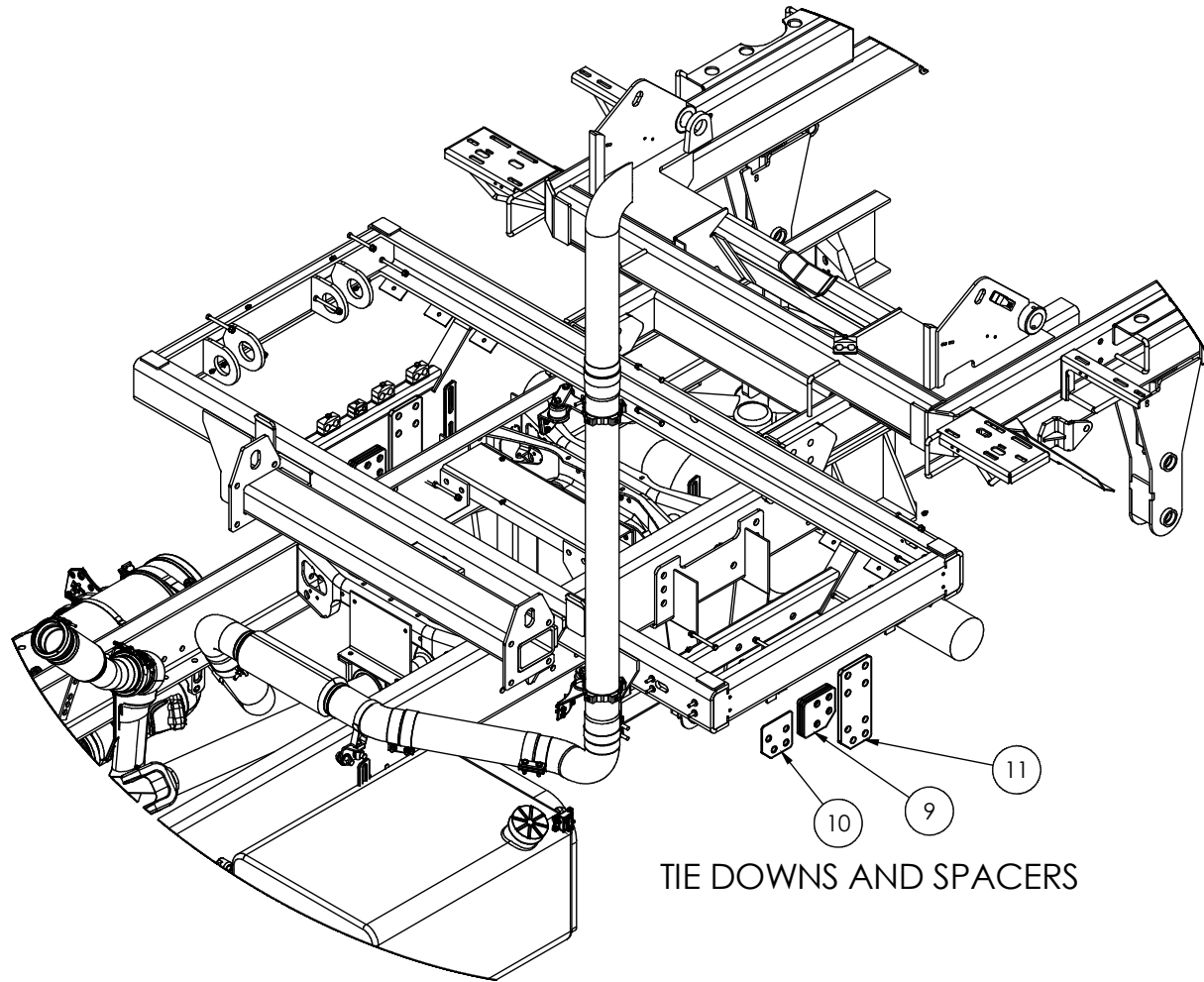
ITEM NO.	PART NUMBER	QTY.	DESCRIPTION
1	20070	2	3/8 HOSE X 1/4 MALE PIPE HOSE
2	20150	2	HOSE CLAMP, #6
3	64914	1	STD CONSOLE, M6 TE CAN
4	525045	1	CONSOLE PLATE WELD M2
5	5221430	1	UNDERCAB CONSOLE SUPPORT M2
6	203T66	1	BUMPER COUNTERWEIGHT, M2
7	28272	1	BREAKER, 80 AMP
8	6502339	1	PLATE, BULKHEAD, UD M6000
9	6503267	6	M6 MID TIE SPACER 3/8", FL M2
10	6503266	2	M6 MID TIE SPACER 1/2GA, FL M2
11	6503268	2	M6 MID TIE PLATE 1/2", FL M2

### ITEMS NOT SHOWN

ITEM NO.	PART NUMBER	QTY.	DESCRIPTION
12	204E71	1	INSTALL,CENTER DIVIDER,M6AV M2
13	64653	1	BATTERY HARNESS M6AV
14	64521	1	CONSOLE EXTENSION WIREHARNESS
15	64595	1	CONN, RECPT, DT, 2-POS
16	64610	1	TPA, RECPT, DT, 2-POS
17	61988	2	STRAP, AIR TANK
18	61981	2	BRACKET, AIR TANK STRAP
19	6502721	2	TUBE, AIR BAG STOP, M6, A-CAR
20	66119	20	HUCK COLLAR 3/4 BOBTAIL
21	66117	4	HUCK BOLT .75 X GR 1.1-1.37
22	66141	10	HUCK BOLT .75 X GR 2.00-2.37
23	66121	4	HUCK BOLT .75 X GR5.25-5.62
24	29878	14 FT	SHEATHING, 3" NYLON W/ VELCRO
25	28439	1	GAUGE, TILT
26	64614	1	TPA, RECPT, DT, 6-POS
27	64597	1	CONN, RECEPT, DT, 6-POS
28	21342	2	REDUCER, 1/2 MNPT X 1/4 FNPT,BRASS
29	20133	2	ELBOW,90,1/4 MNPT X FNPT
30	50448	1	LICENSE PLATE TAG
31	66122	2	HUCK BOLT, .75 X GR 2.25-2.62

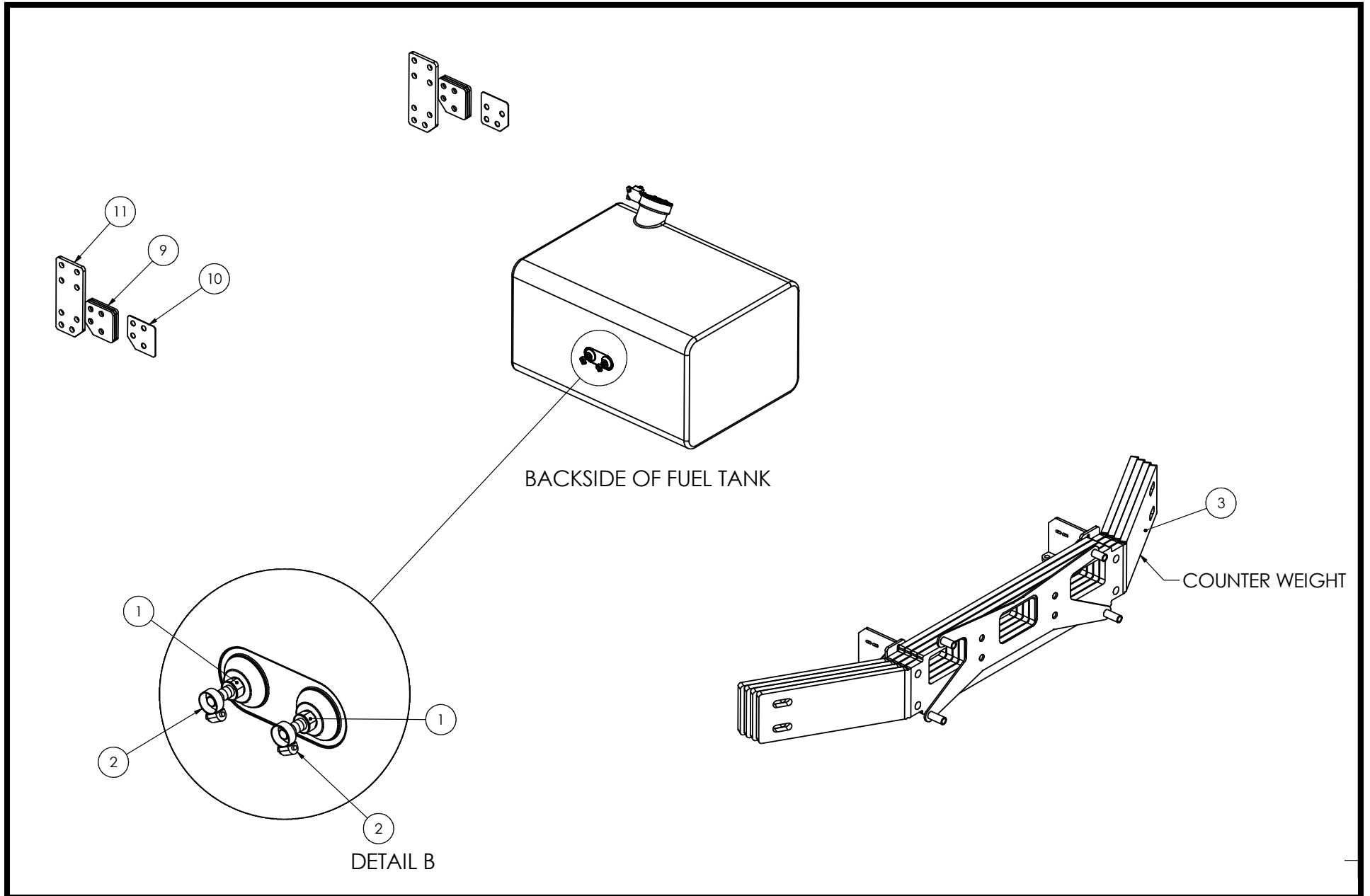
## Section 5 - Body

204F34 - TRUCK KIT, M6TE, M2 AIR SUSP



# Section 5 - Body

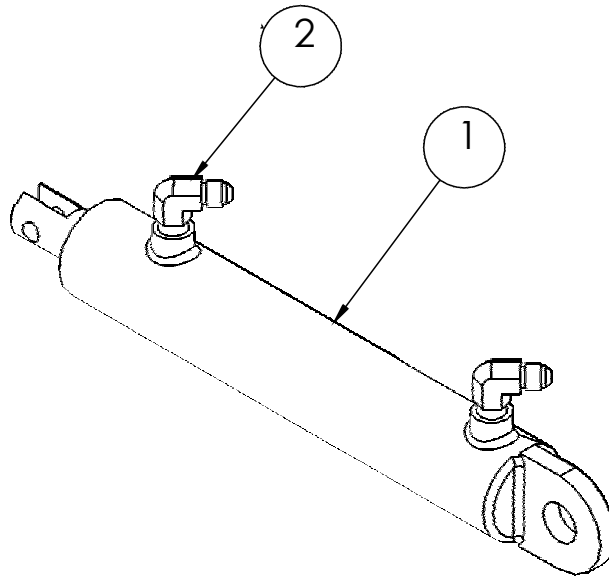
204F34 - TRUCK KIT, M6TE, M2 AIR SUSP



## Section 5 - Body

### 203D15 - HYDRAULIC CYLINDER

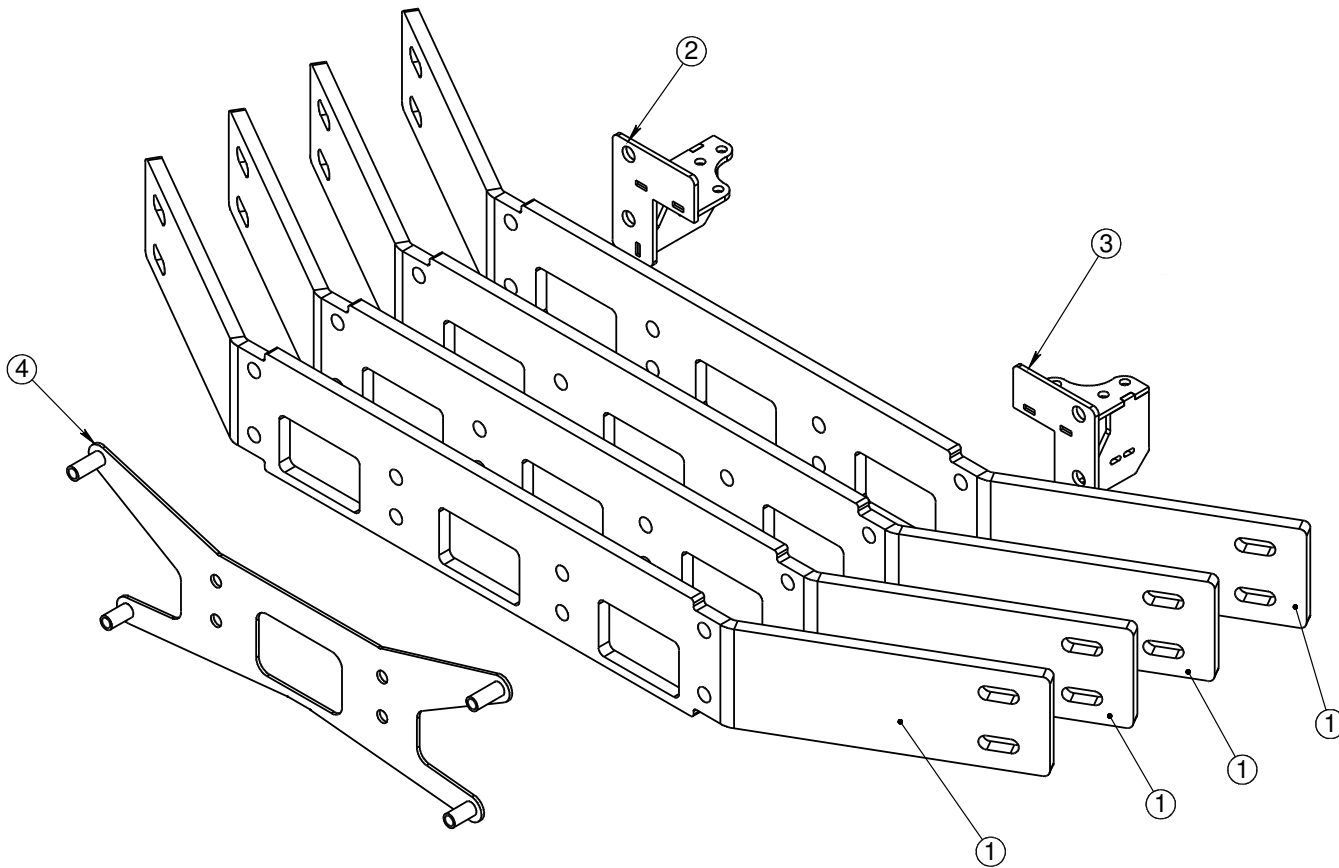
ITEM NO.	PART NUMBER	Default/QTY.	DESCRIPTION
1	20928	1	HYD CYL, 1.5 X 6
2	25748	2	1/4 NPT X 1/4 JIC 90% ELBOW



## Section 5 - Body

### 203T66 - COUNTERWEIGHT M2 CHALMERS

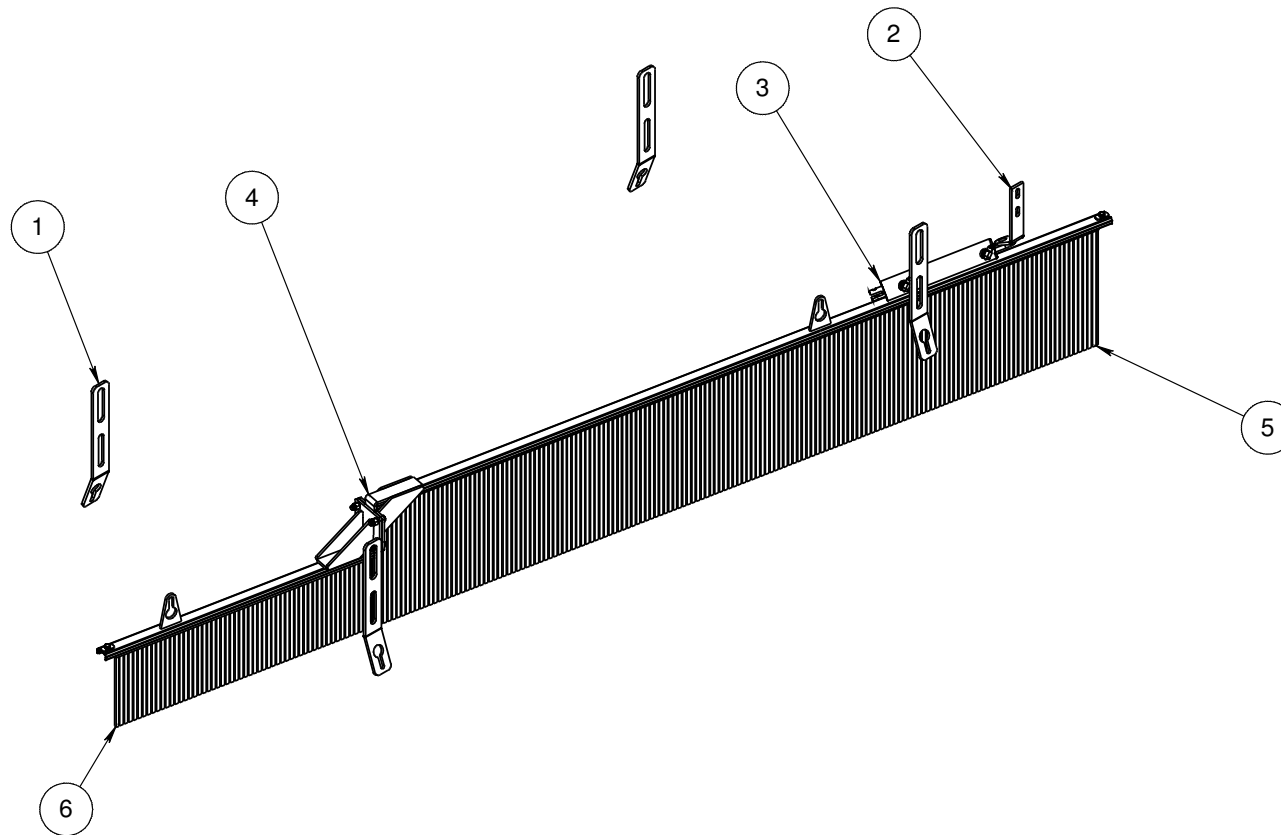
ITEM NO.	PART NUMBER	QTY.	DESCRIPTION
1	6501436	4	PLATE, WIDE BUMPER WEIGHT
2	651185	1	BRKT, RH COUNTERWEIGHT MOUNT
3	651186	1	BRKT, LH COUNTERWEIGHT MOUNT
4	651187	1	BRKT, COUNTERWT BUMPER MNT



## Section 5 - Body

### 204E71 - CENTER DIVIDER MOUNT, M2

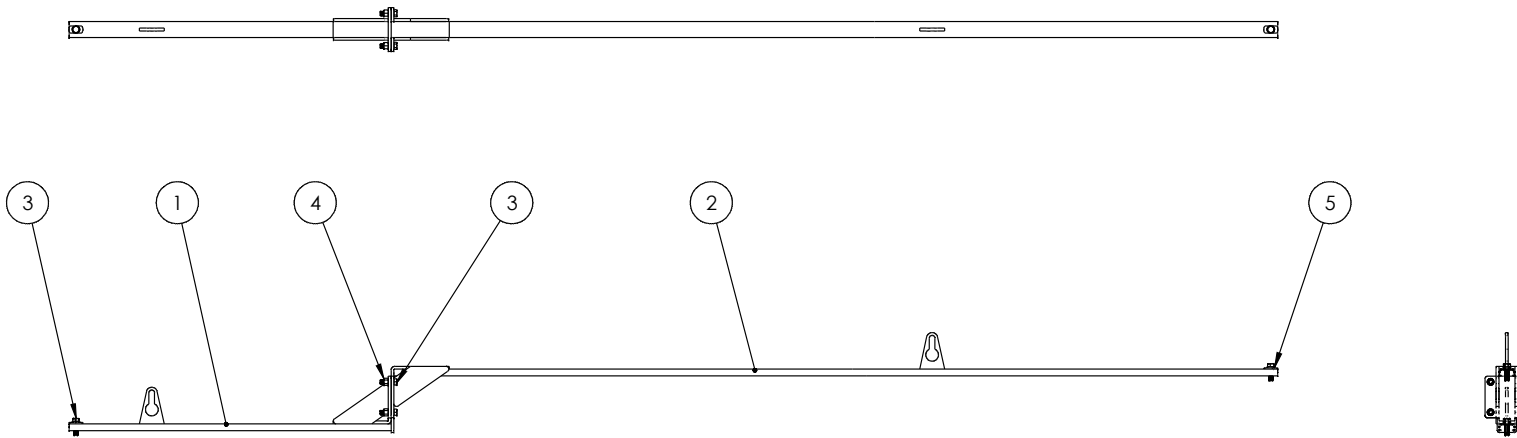
ITEM NO.	PART NUMBER	QTY.	DESCRIPTION
1	6503100	4	BRKT,CNTR DFLCTR FRT CHAIN MOU
2	6502881	1	BRKT, CYL MNT, CENTER DEFL
3	203D15	1	HYDRAULIC CYLINDER CENTER DFLCTR ASSY
4	650822	1	ASSY MOUNT CENTER DIVIDER M6
5	64241-78.75	1	BROOM, STRIP 3/4 X 8.5 X 84
6	64468	1	BROOM, STRIP 3/4 X 8.5 X 28



# Section 5 - Body

## 650822 - ASSY MOUNT CENTER DIVIDER M6

ITEM NO.	PART NUMBER	QTY.	DESCRIPTION
1	651068	1	WELD, CTR DIVIDER M6 SHORT
2	651069	1	WELD, CTR DIVIDER M6 LONG
3	30674	6	HHCS 3/8-16 X 1.25
4	31154	4	NUT, 3/8-16 NYLOCK
5	31606	2	LOCK WASHER 3/8

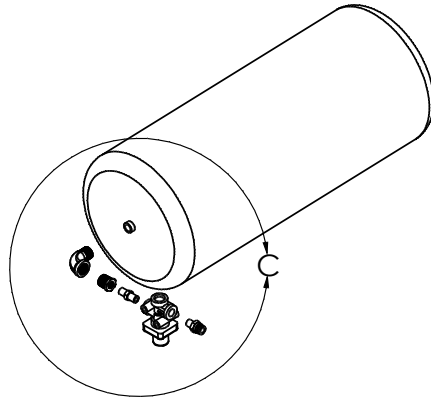




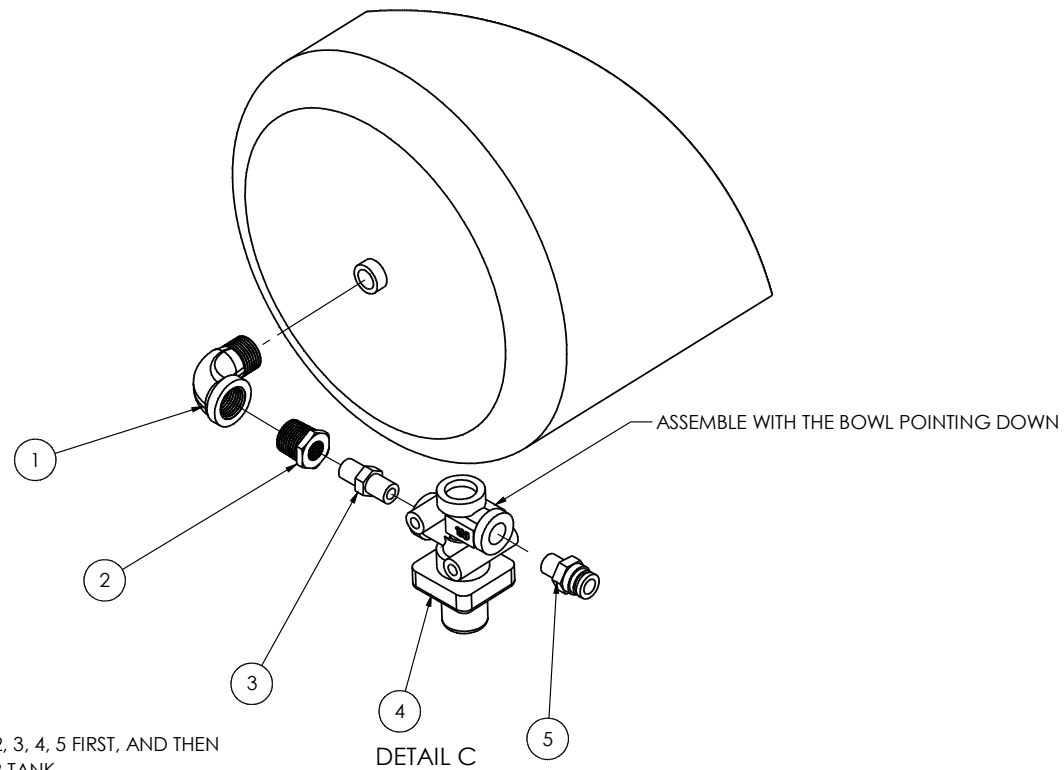
# Section 5 - Body

## 204X09 - INSTL, AIR SYSTEM PRESSURE PB

ITEM NO.	PART NUMBER	QTY.	DESCRIPTION
1	20611	1	1/2" STREET 90
2	20247	1	1/2" X 1/4" BUSHING
3	20175	1	NIPPLE, HEX 1/4 NPT, STEEL
4	28788	1	AIR VALVE, PRIORITY
5	54240	1	ADAPTER, 1/4 NPT X 3/8 P2C



NOTE: IF NECESSARY LOOSEN U-CAMP BOLTS ON SECONDARY AIR TANK AND ADJUST TO POSITION NEEDED TO ADD ASSEMBLY.

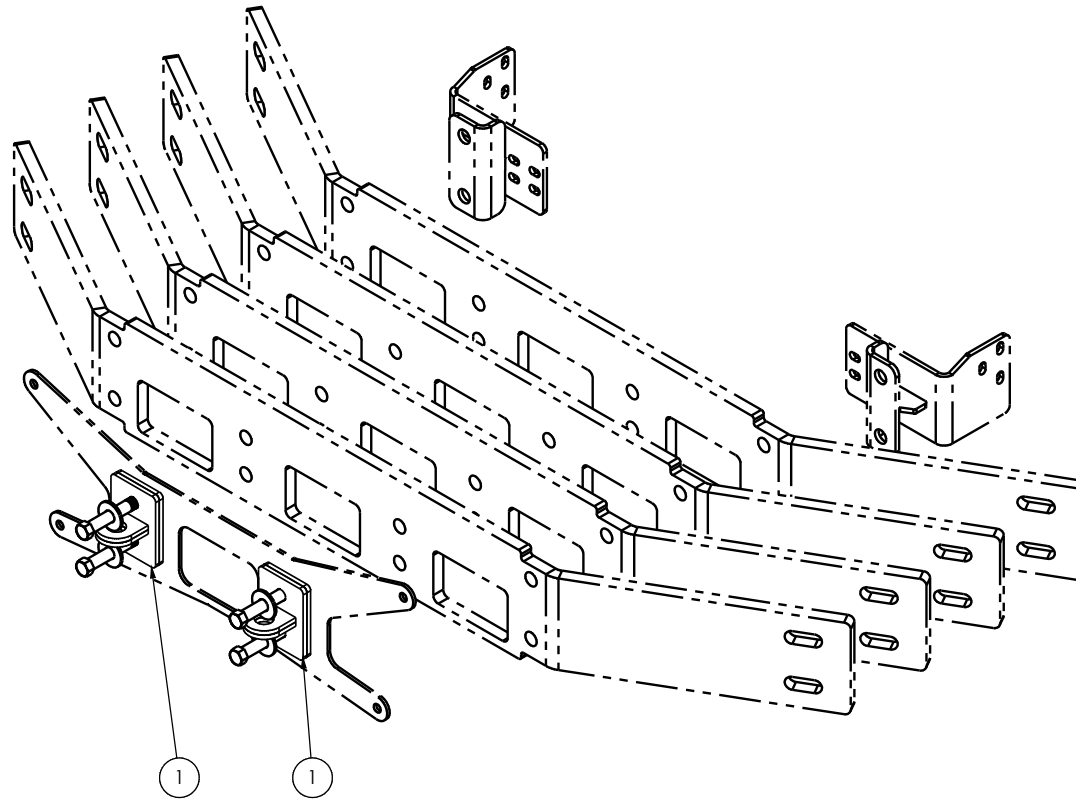


NOTE: ASSEMBLE ITEM NUMBERS 1, 2, 3, 4, 5 FIRST, AND THEN MOUNT TO SECONDARY AIR TANK.

# Section 5 - Body

## 204G72 - TOW LUG M2 CNG

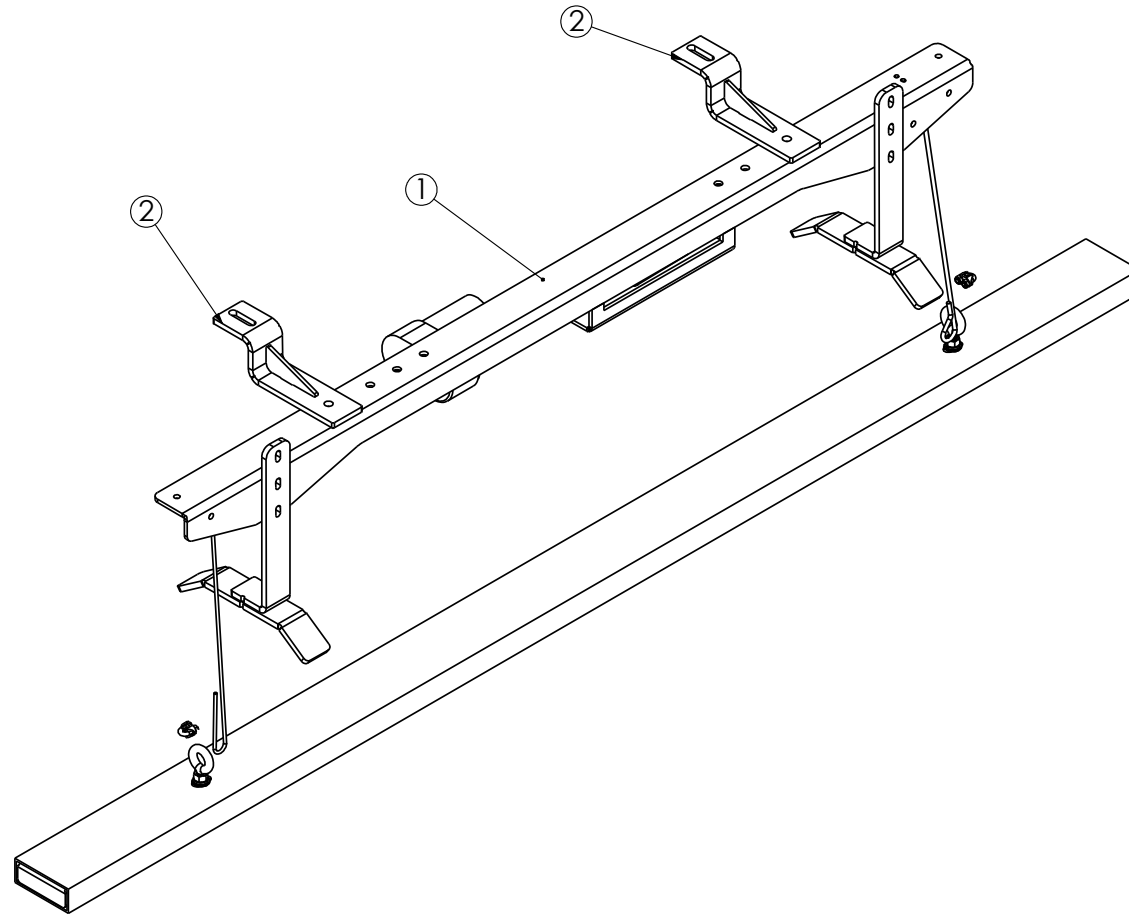
ITEM NO.	PART NUMBER	QTY.	DESCRIPTION
1	651007	2	TOW LUG WELD. M6 M2 CNG



# Section 5 - Body

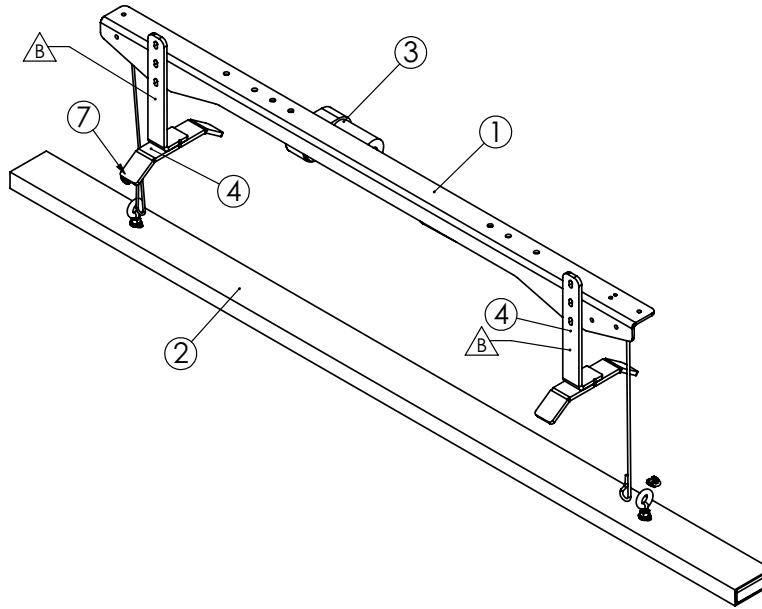
## 204A38 - BAR MAGNET MOUNT 90"

ITEM NO.	PART NUMBER	QTY.	DESCRIPTION
1	203Z84	1	ASSY, 90" BAR MAGNET
2	523862	2	BKT, MTG, B-MAG, M2

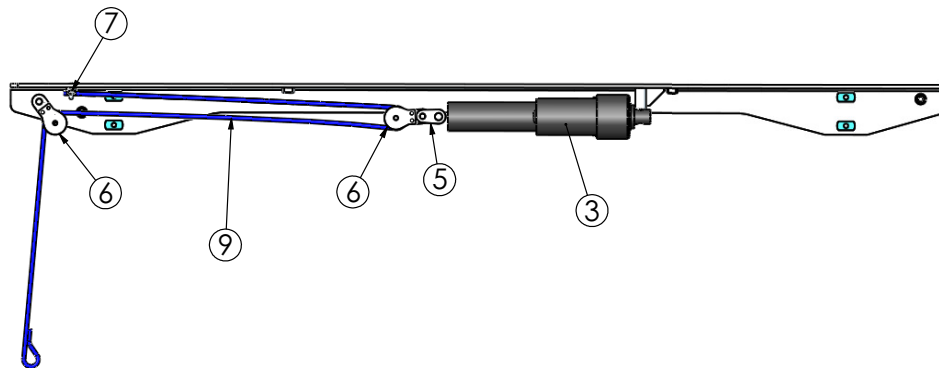
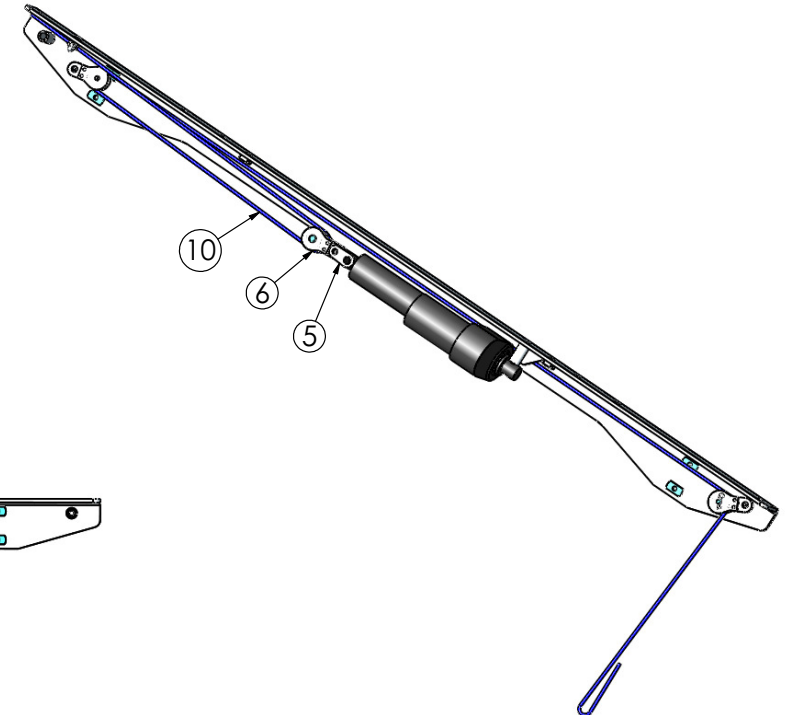


# Section 5 - Body

## 203Z84 - BAR MAGNET 90"

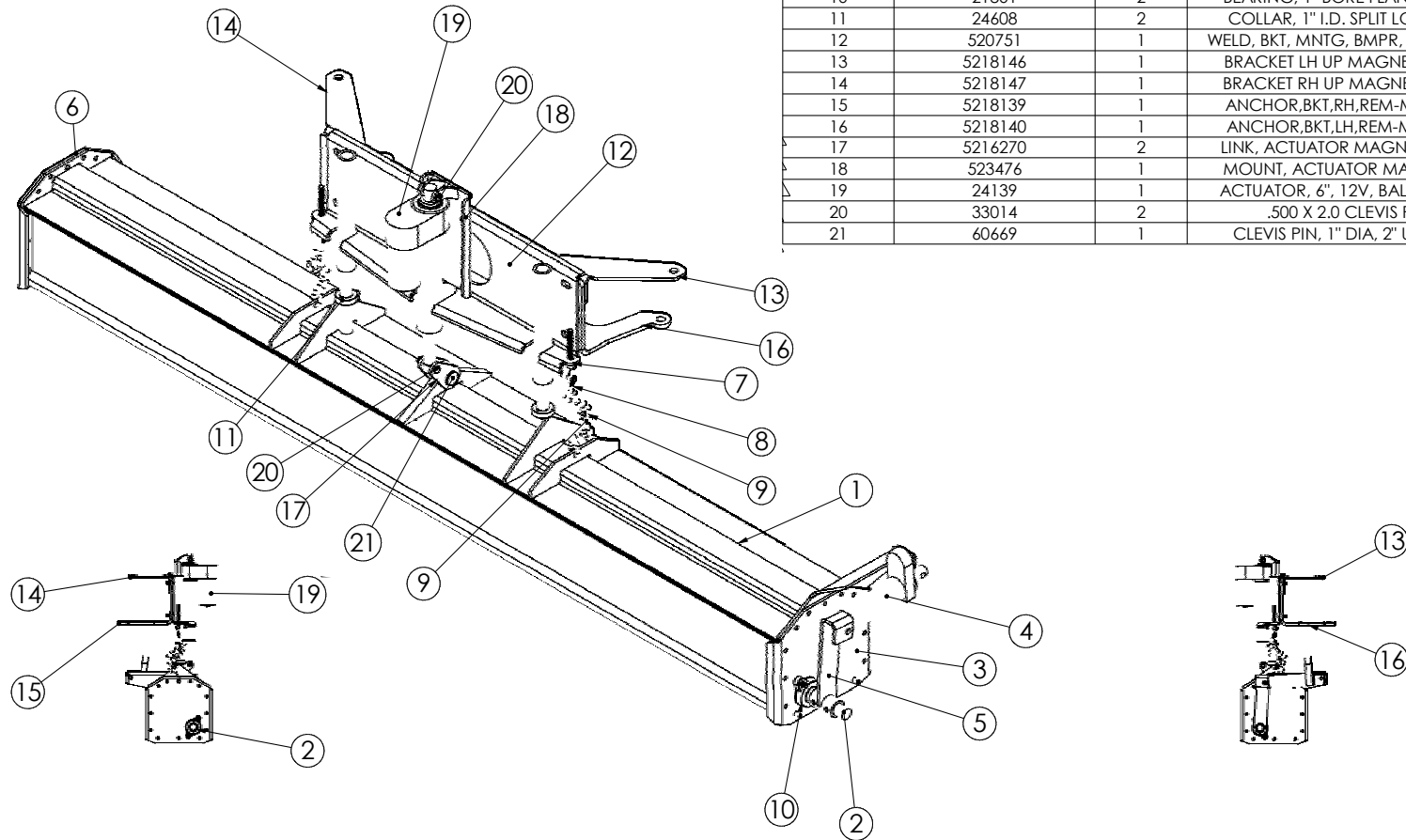


ITEM NO.	PART NUMBER	QTY.	DESCRIPTION
1	523753	1	WELD,BKT,B-MGNT,A7-08
2	521248	1	BAR MAGNET, 90"
3	20036R	1	8" ACTUATOR, ROTATED
4	524421	2	UPSTOP, MAGNET, 10.125" LONG
5	5217228	2	LINK,PULLER,B-MAG,A7-08
6	20218	5	PULLEY BLOCK
7	21824	3	CLAMP, 3/16" CABLE
8	203472	1	CONSOLE,MAGNET,BAR,90"
9	22099-75	1	MAGNET CABLE, RH-SIDE
10	22099-132	1	MAGNET CABLE, LH-SIDE



# Section 5 - Body

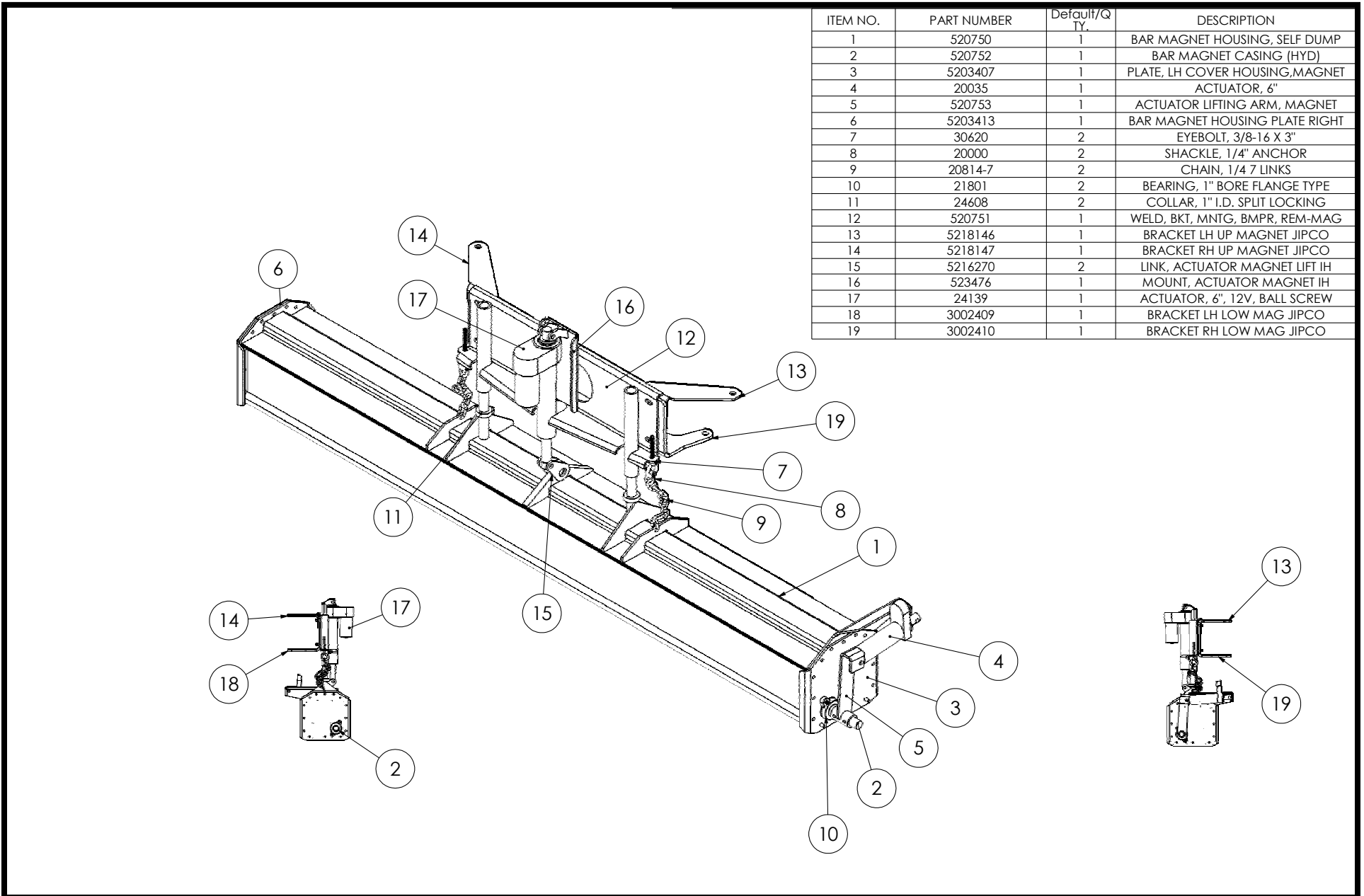
## 203X78 - SELF DUMP MAGNET M2



ITEM NO.	PART NUMBER	Default/QTY.	DESCRIPTION
1	520750	1	BAR MAGNET HOUSING, SELF DUMP
2	520752	1	BAR MAGNET CASING (HYD)
3	5203407	1	PLATE, LH COVER HOUSING,MAGNET
4	20035	1	ACTUATOR, 6"
5	520753	1	ACTUATOR LIFTING ARM, MAGNET
6	5203413	1	BAR MAGNET HOUSING PLATE RIGHT
7	30620	2	EYEBOLT, 3/8-16 X 3"
8	20000	2	SHACKLE, 1/4" ANCHOR
9	20814-7	2	CHAIN, 1/4 7 LINKS
10	21801	2	BEARING, 1" BORE FLANGE TYPE
11	24608	2	COLLAR, 1" I.D. SPLIT LOCKING
12	520751	1	WELD, BKT, MNTG, BMPR, REM-MAG
13	5218146	1	BRACKET LH UP MAGNET JIPCO
14	5218147	1	BRACKET RH UP MAGNET JIPCO
15	5218139	1	ANCHOR,BKT,RH,REM-MAG,M2
16	5218140	1	ANCHOR,BKT,LH,REM-MAG,M2
17	5216270	2	LINK, ACTUATOR MAGNET LIFT IH
18	523476	1	MOUNT, ACTUATOR MAGNET IH
19	24139	1	ACTUATOR, 6', 12V, BALL SCREW
20	33014	2	.500 X 2.0 CLEVIS PIN
21	60669	1	CLEVIS PIN, 1" DIA, 2" USABLE

# Section 5 - Body

## 204L62 - SELF DUMP MAGNET JIPCO M2

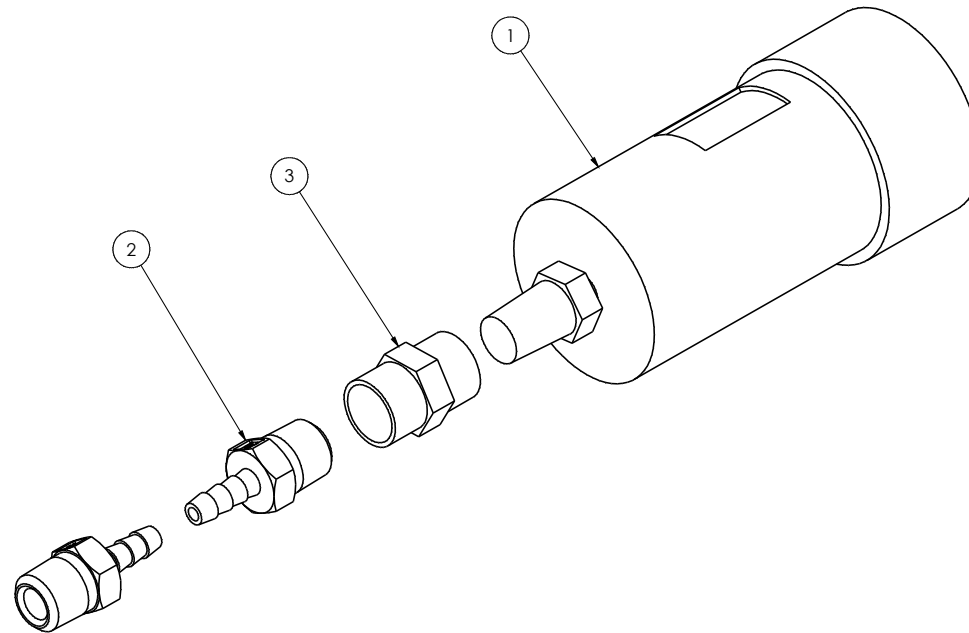


ITEM NO.	PART NUMBER	Default/Qty.	DESCRIPTION
1	520750	1	BAR MAGNET HOUSING, SELF DUMP
2	520752	1	BAR MAGNET CASING (HYD)
3	5203407	1	PLATE, LH COVER HOUSING,MAGNET
4	20035	1	ACTUATOR, 6"
5	520753	1	ACTUATOR LIFTING ARM, MAGNET
6	5203413	1	BAR MAGNET HOUSING PLATE RIGHT
7	30620	2	EYEBOLT, 3/8-16 X 3"
8	20000	2	SHACKLE, 1/4" ANCHOR
9	20814-7	2	CHAIN, 1/4 7 LINKS
10	21801	2	BEARING, 1" BORE FLANGE TYPE
11	24608	2	COLLAR, 1" I.D. SPLIT LOCKING
12	520751	1	WELD, BKT, MNTG, BMPR, REM-MAG
13	5218146	1	BRACKET LH UP MAGNET JIPCO
14	5218147	1	BRACKET RH UP MAGNET JIPCO
15	5216270	2	LINK, ACTUATOR MAGNET LIFT IH
16	523476	1	MOUNT, ACTUATOR MAGNET IH
17	24139	1	ACTUATOR, 6", 12V, BALL SCREW
18	3002409	1	BRACKET LH LOW MAG JIPCO
19	3002410	1	BRACKET RH LOW MAG JIPCO

## Section 5 - Body

### 203465 - INDICATOR, AF REST, CHASSIS

ITEM NO.	PART NUMBER	QTY.	DESCRIPTION
1	24287	1	AIR FILTER RESTRICTION INDICAT
2	20065	2	FITTING, 1/8 X 1/8 NPT
3	20131	1	COUPLING, 1/8 NPT BRASS



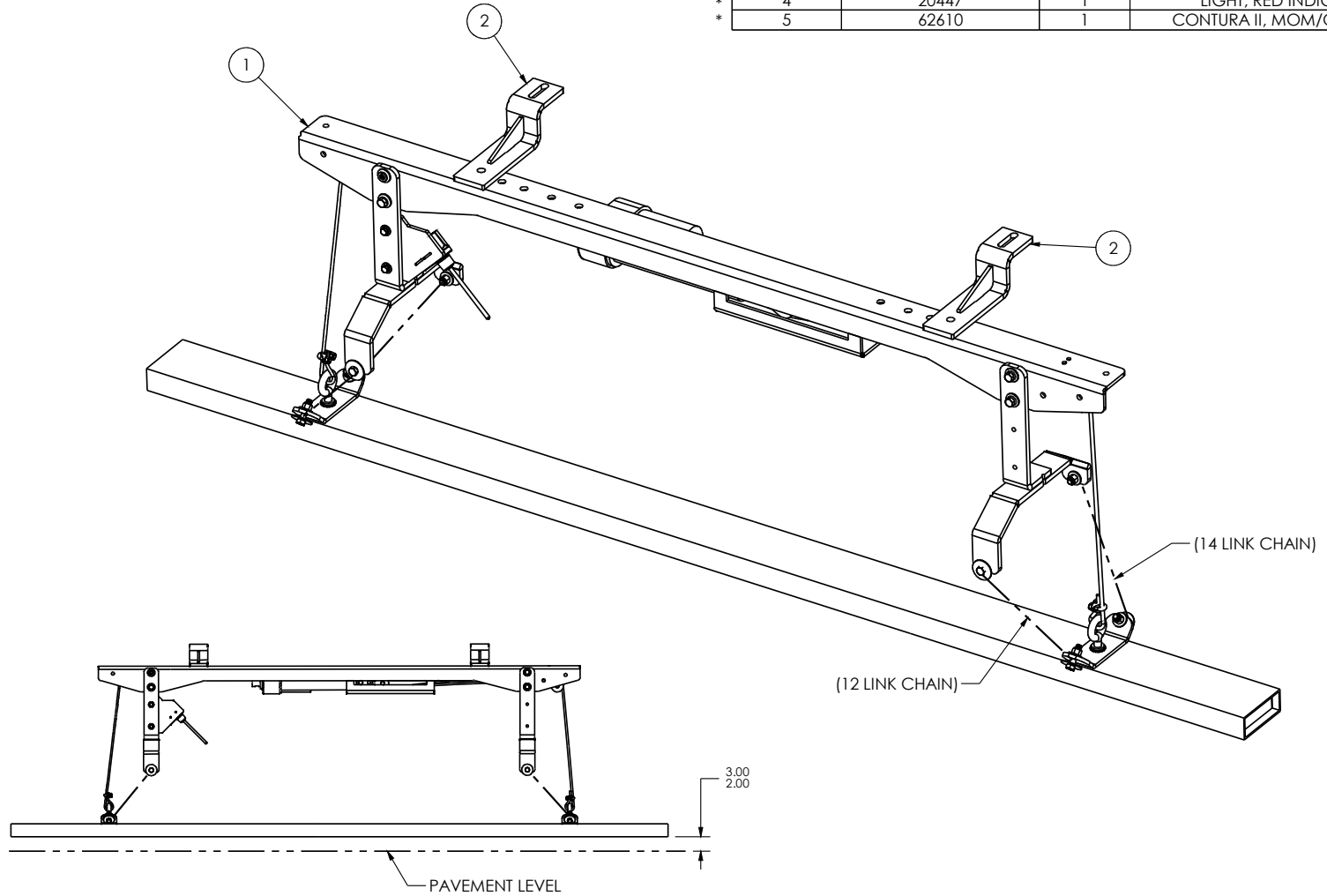
# Section 5 - Body

## 204H16 - MAGNET BAR 90" MOUNT M2

ITEM NO.	PART NUMBER	QTY.	DESCRIPTION
1	204H15	1	ASSY, 90" BAR MAGNET, OPTION
2	523862	2	BKT, MTG, B-MAG, M2

\*COMPONENTS NOT SHOWN

ITEM NO.	PART NUMBER	QTY.	DESCRIPTION
* 3	62715	1	SWITCH, ACTUATOR, MAGNET UP-DN
* 4	20447	1	LIGHT, RED INDICATOR
* 5	62610	1	CONTURA II, MOM/OFF/MOM





# Section 5 - Body

## 204H15 - MAGNET BAR 90"

ITEM NO.	PART NUMBER	Default/QTY.	DESCRIPTION
1	523753	1	WELD,BKT,B-MGNT,A7-08
2	204H14	1	BAR MAGNET, WITH BRACKETS, 90
3	20036R	1	8" ACTUATOR, ROTATED
4	5217228	2	LINK,PULLER,B-MAG,A7-08
5	22099-76	1	MAGNET CABLE, RH-SIDE
6	22099-314	1	MAGNET CABLE, LH-SIDE
7	524669	2	UPSTOP, W SENSOR MOUNT, WLDMT
8	21506	1	LIMIT SWITCH
9	5219918	1	BRACKET, LIMIT INDICATOR
10	30653	2	BOLT, 1/4-20X1.25
11	30671	4	3/8-16 X 1.0 HEX BOLT G5
12	30673	8	BOLT,3/8-16 UNC X 1 1/2,HEX
13	21824	3	CLAMP, 3/16" CABLE
14	31149	2	1/4-20 LOCK NUT
15	31154	8	NUT, 3/8-16 NYLOCK
16	20218	5	PULLEY BLOCK
17	32128	4	LOCK WASHER 3/8
18	31593	20	FLAT WASHER 3/8
19	31589	4	WASHER,1/4 FLAT
20	31604	2	WASHER,1/4 LOCK
21	20815-12	2	CHAIN, 3/16" LINKS
22	20815-14	2	CHAIN, 3/16" LINKS

(REAR VIEW)

(FRONT OF VEHICLE) →

NOTES:

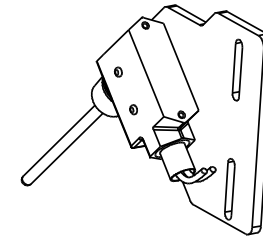
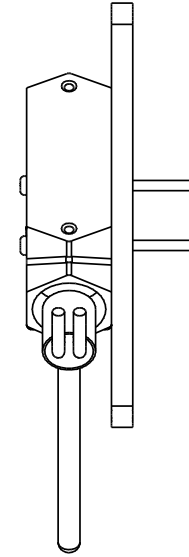
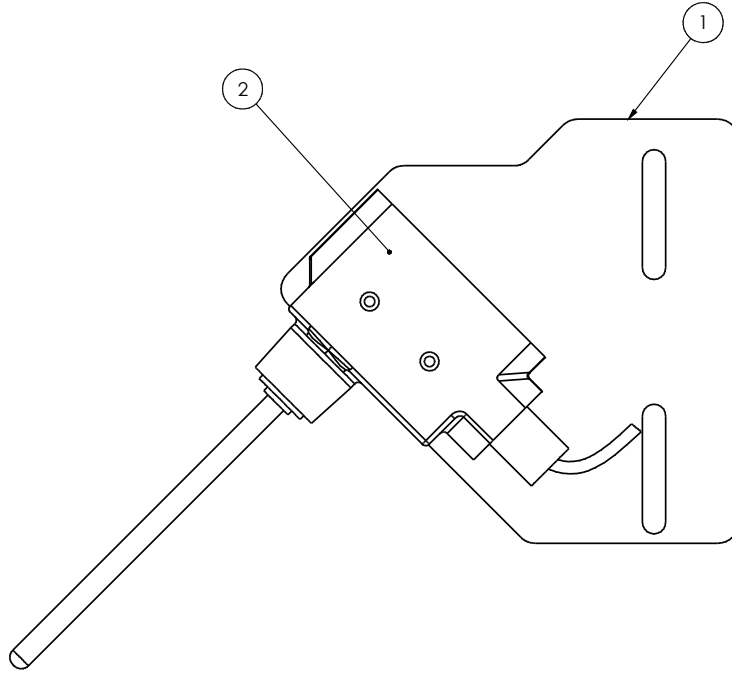
1. INSTALL F/N: 21 AS SHOWN

2. INSTALL F/N: 22 AS SHOWN

# Section 5 - Body

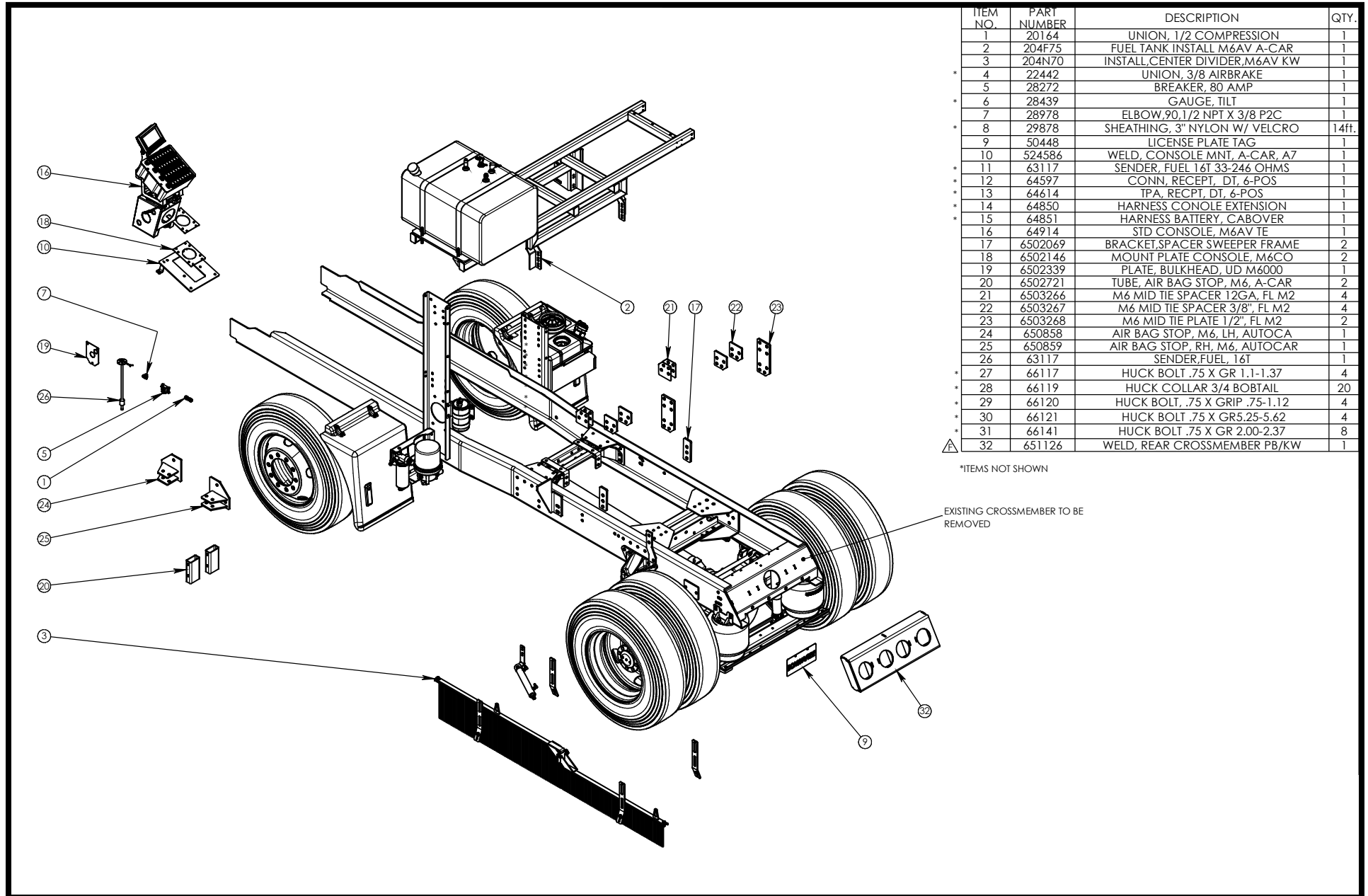
## 204H17 - BRKT, UPSTOP W/SENSOR ASSY

ITEM NO.	PART NUMBER	QTY.	DESCRIPTION
1	5219918	1	BRACKET, LIMIT INDICATOR
2	21506	1	LIMIT SWITCH



# Section 5 - Body

## 204F00 - TRUCK KIT AUTOCAR 138WB



ITEM NO.	PART NUMBER	DESCRIPTION	QTY.
1	20164	UNION, 1/2 COMPRESSION	1
2	204F75	FUEL TANK INSTALL M6AV A-CAR	1
3	204N70	INSTALL,CENTER DIVIDER,M6AV KW	1
* 4	22442	UNION, 3/8 AIRBRAKE	1
5	28272	BREAKER, 80 AMP	1
* 6	28439	GAUGE, TILT	1
7	28978	ELBOW,90,1/2 NPT X 3/8 P2C	1
* 8	29878	SHEATHING, 3" NYLON W/ VELCRO	14ft.
9	50448	LICENSE PLATE TAG	1
10	524586	WELD, CONSOLE MNT, A-CAR, A7	1
* 11	63117	SENDER, FUEL 16T 33-246 OHMS	1
* 12	64597	CONN, RECEPT, DT, 6-POS	1
* 13	64614	TPA, RECEPT, DT, 6-POS	1
* 14	64850	HARNESS CONSOLE EXTENSION	1
* 15	64851	HARNESS BATTERY, CABOVER	1
16	64914	STD CONSOLE, M6AV TE	1
17	6502069	BRACKET,SPACER SWEEPER FRAME	2
18	6502146	MOUNT PLATE CONSOLE, M6CO	2
19	6502339	PLATE, BULKHEAD, UD M6000	1
20	6502721	TUBE, AIR BAG STOP, M6, A-CAR	2
21	6503266	M6 MID TIE SPACER 12GA, FL M2	4
22	6503267	M6 MID TIE SPACER 3/8", FL M2	4
23	6503268	M6 MID TIE PLATE 1/2", FL M2	2
24	650858	AIR BAG STOP, M6, LH, AUTOCA	1
25	650859	AIR BAG STOP, RH, M6, AUTOCAR	1
26	63117	SENDER,FUEL, 16T	1
* 27	66117	HUCK BOLT, .75 X GR 1.1-1.37	4
* 28	66119	HUCK COLLAR 3/4 BOBTAIL	20
* 29	66120	HUCK BOLT, .75 X GRIP .75-1.12	4
* 30	66121	HUCK BOLT, .75 X GR5,25-5.62	4
* 31	66141	HUCK BOLT, .75 X GR 2.00-2.37	8
△ 32	651126	WELD, REAR CROSSMEMBER PB/KW	1

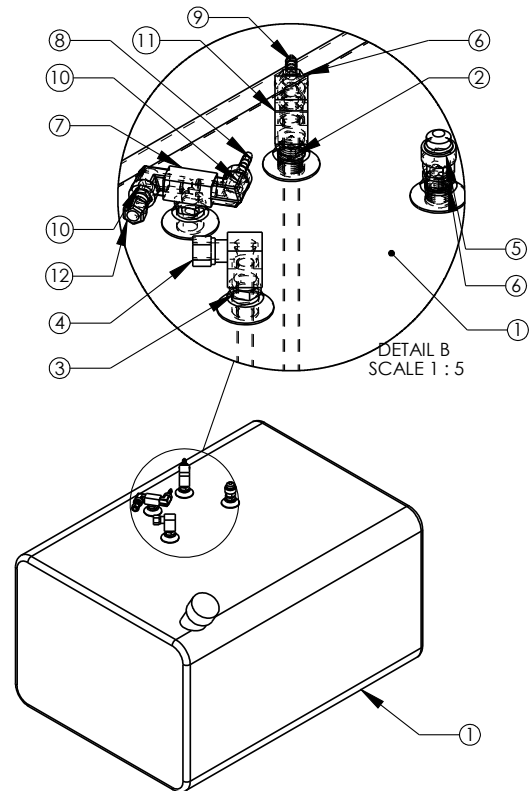
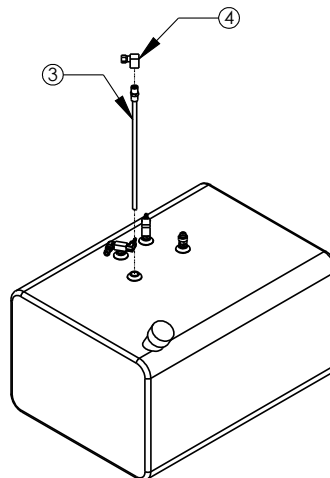
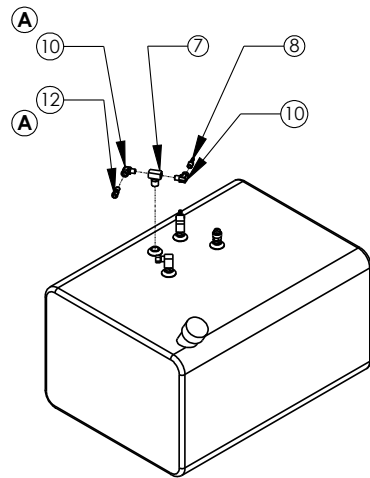
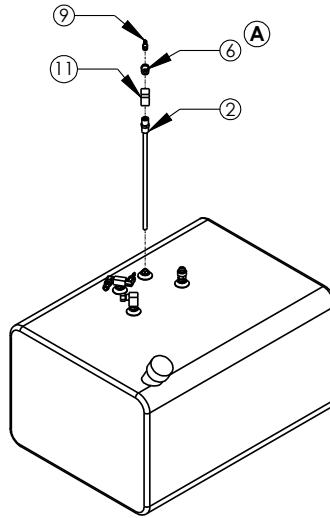
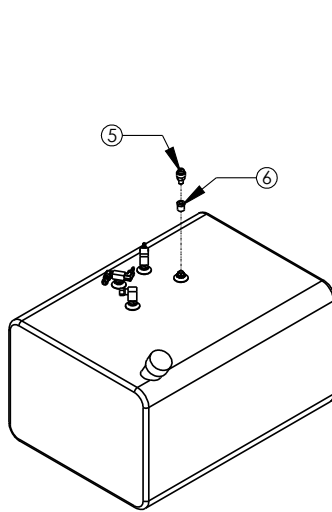
\*ITEMS NOT SHOWN

EXISTING CROSSMEMBER TO BE REMOVED

# Section 5 - Body

## 203E22 - FUEL TANK

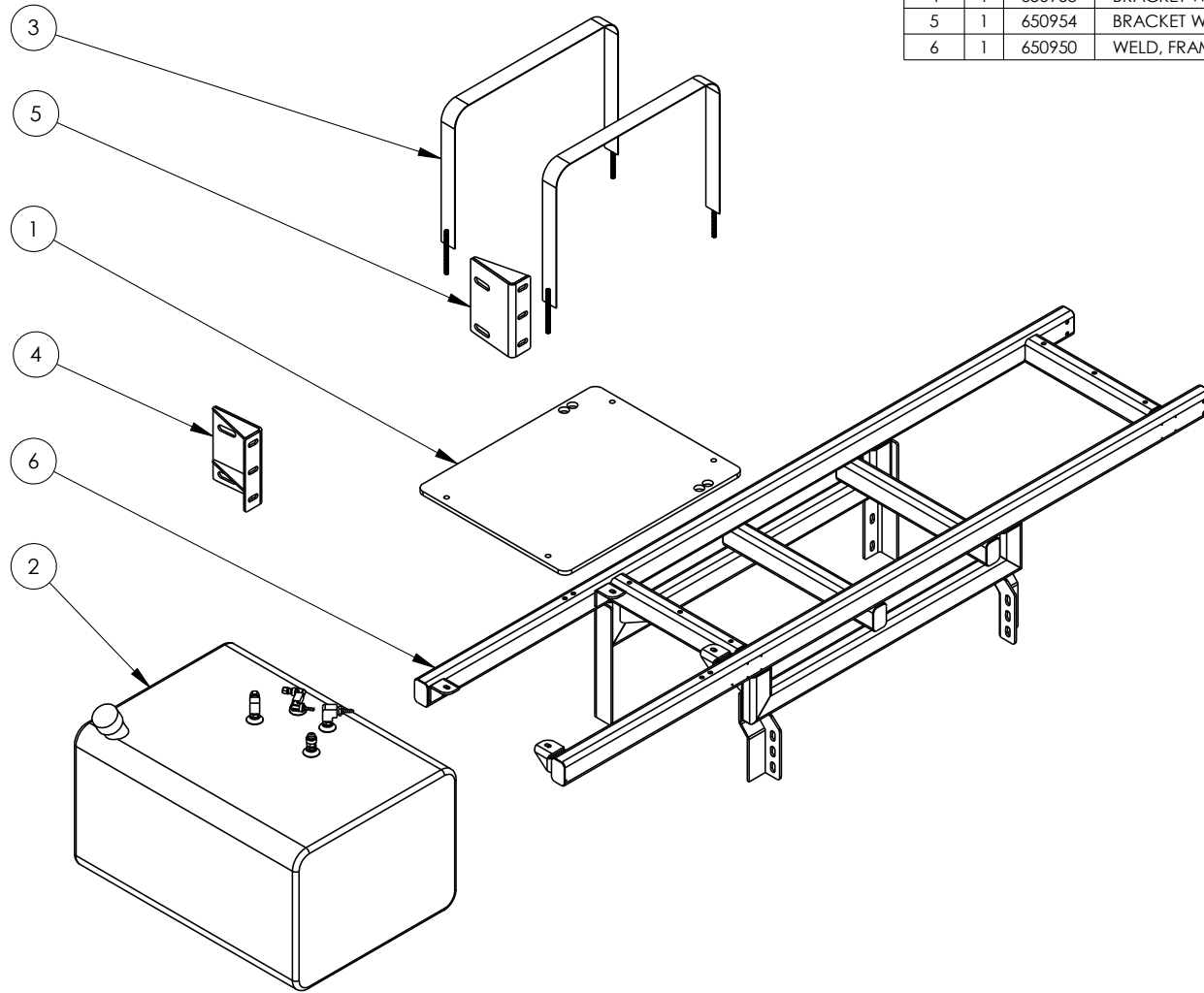
ITEM NO.	PART NUMBER	4/QTY.	DESCRIPTION
1	28902	1	TANK,56 GAL DIESEL FUEL
2	29173	1	CAP,56 GAL FUEL TANK 1 6 1/2"
3	29174	1	CAP,56 GAL FUEL TANK
4	58153	1	ELBOW,90,1/2 FNPT X 1/2 AIR,BRASS
5	24309	1	VALVE,1/4" ROLLOVER FUEL TANK
6	21342	3	REDUCER, 1/2 MNPT X 1/4 FNPT,BRASS
7	20144	1	TEE,1/4 NPT,MALE BRANCH,BRASS
8	20064	1	BARB,1/4 HOSE X 1/4 MNPT
9	20136	1	BARB,5/16 HOSE X 1/4 MNPT
10	20971	2	ELBOW, 90% 1/4 MPT X 1/4 FPT
11	29332	1	ELBOW,90,1/2 FPT BRASS
12	22572	1	CONNECTOR,1/4 NPT X 3/8 AIR BRAKE



# Section 5 - Body

## 204F75 - FUEL TANK AUTOCAR

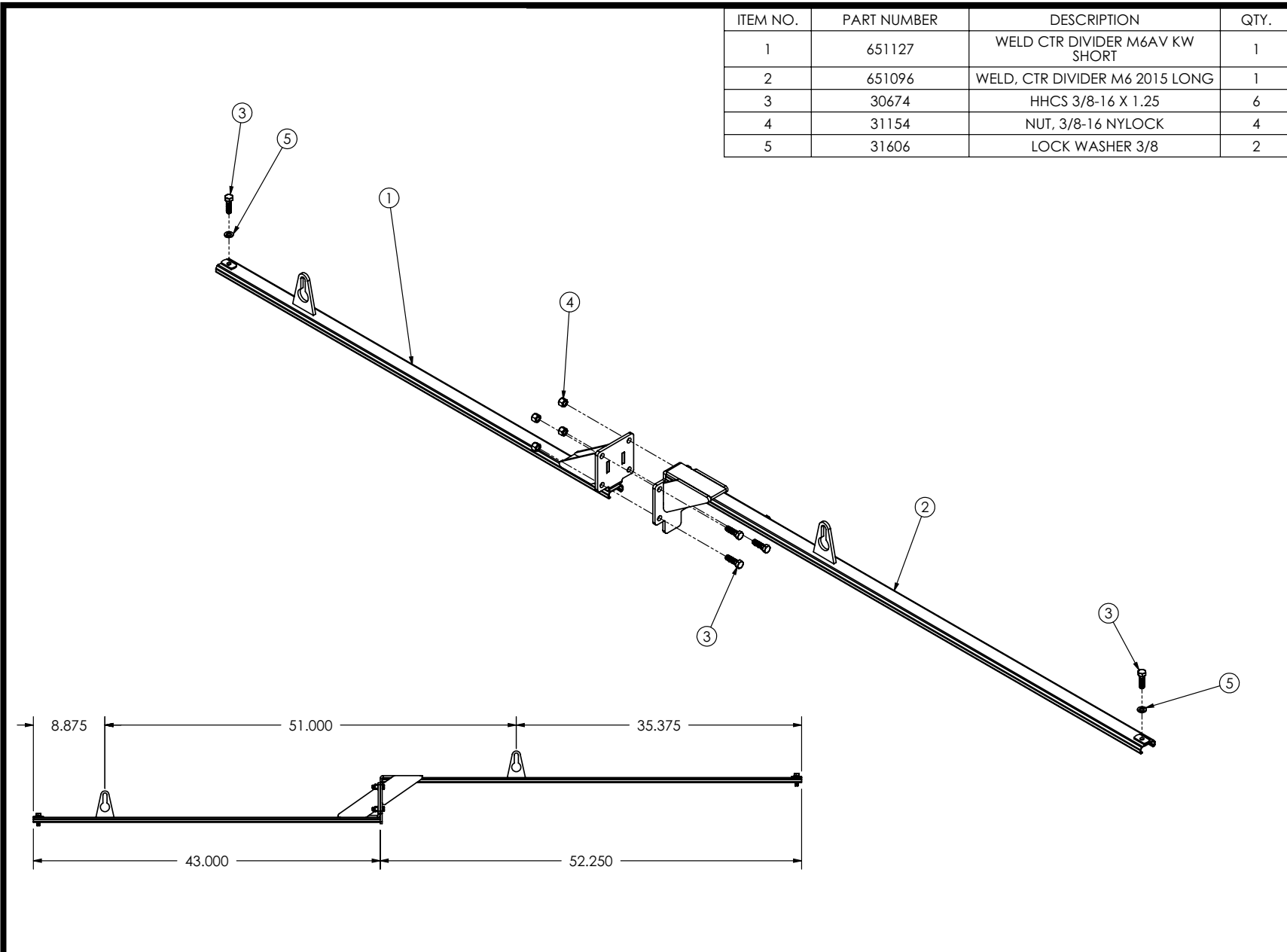
ITEM NO.	QTY	PART NUMBER	DESCRIPTION
1	1	6501663	PLATE, PLASTIC FUEL TANK MOUNT, CABOVER
2	1	203E22	FUEL TANK ASSY CABOVER
3	2	650252	STRAP, TIE DOWN, HYD RES
4	1	650953	BRACKET WATER TANK M6AV A-CAR
5	1	650954	BRACKET WATER TANK M6AV A-CAR
6	1	650950	WELD, FRAME, WATER RES MOUNT



# Section 5 - Body

## 204N69 - CENTER DIVIDER

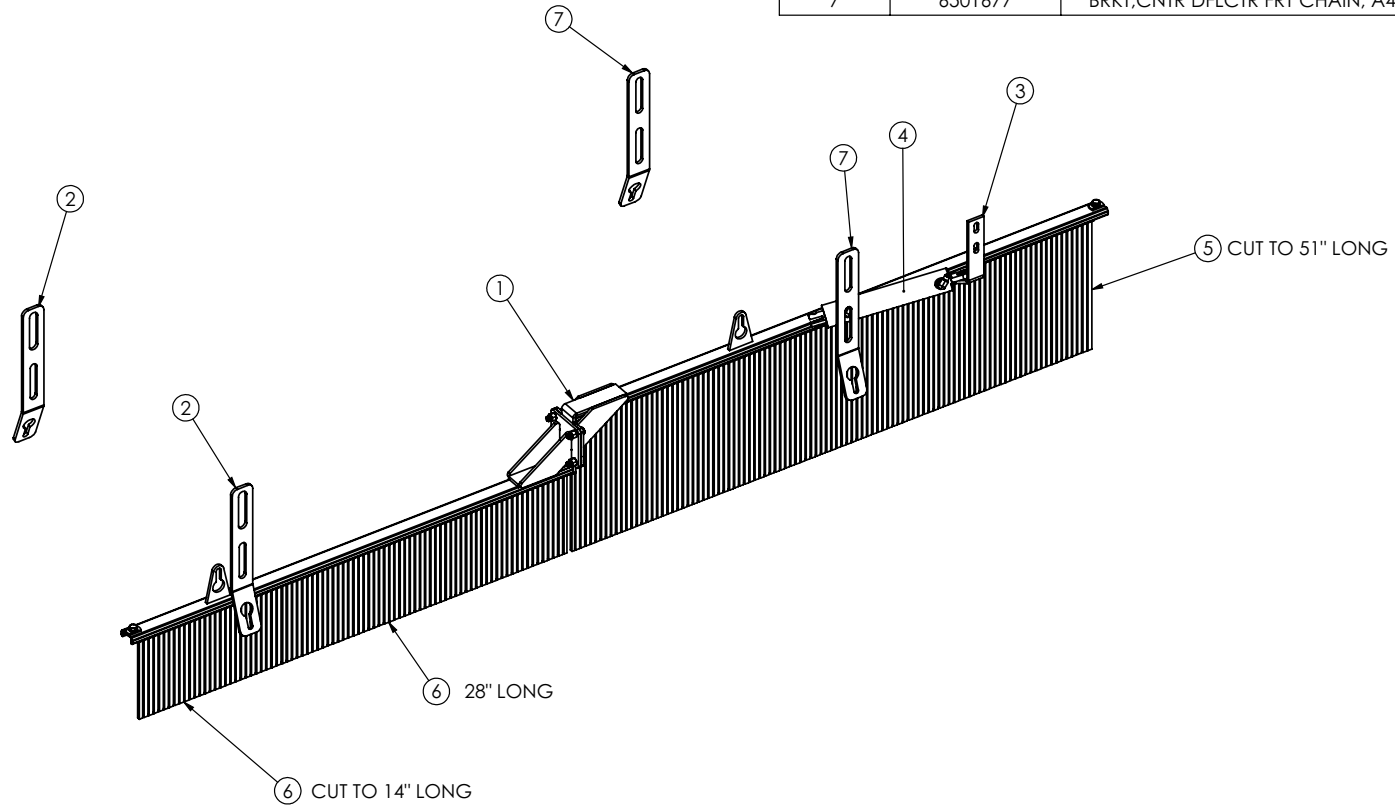
ITEM NO.	PART NUMBER	DESCRIPTION	QTY.
1	651127	WELD CTR DIVIDER M6AV KW SHORT	1
2	651096	WELD, CTR DIVIDER M6 2015 LONG	1
3	30674	HHCS 3/8-16 X 1.25	6
4	31154	NUT, 3/8-16 NYLOCK	4
5	31606	LOCK WASHER 3/8	2



# Section 5 - Body


## 204N70 - CENTER DIVIDER MOUNT

ITEM NO.	PART NUMBER	DESCRIPTION	QTY.
1	204N69	ASSY MOUNT CTR DIVIDER M6AV KW	1
2	6503100	BRKT,CNTR DFLCTR FRT CHAIN MOU	2
3	6502881	BRKT, CYL MNT, CENTER DEFL	1
4	203D15	HYDRAULIC CYLINDER CENTER DFLCTR ASSY	1
5	64241	BROOM, STRIP 3/4 X 13.5 X 84	1
6	64468	BROOM, STRIP 3/4 X 8.5 X 28	2
7	6501677	BRKT,CNTR DFLCTR FRT CHAIN, A4	2



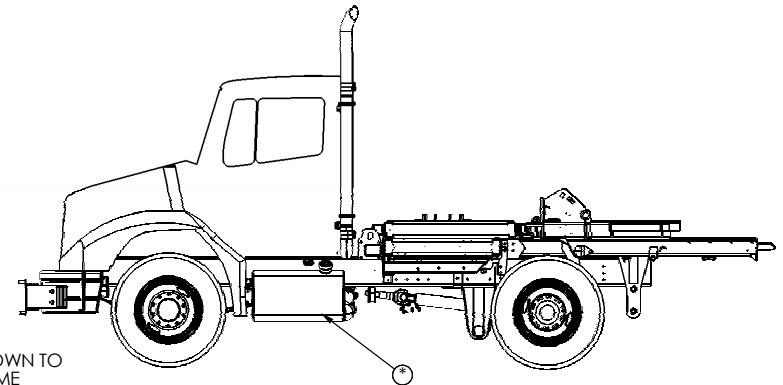
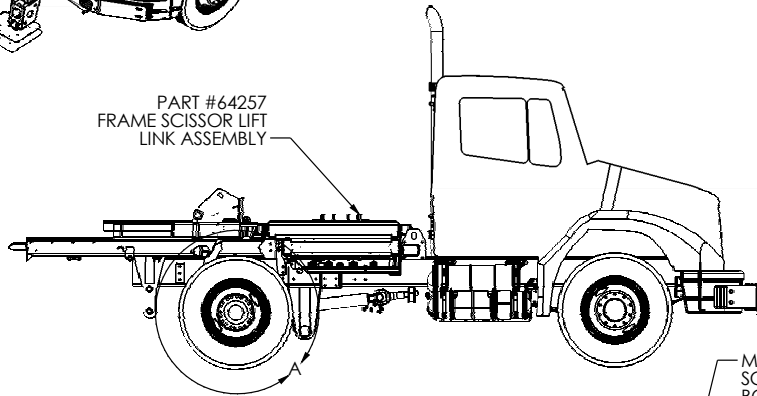
# Section 5 - Body

## 204G66 - TRUCK KIT, M2 CHALMERS



ITEM NO.	PART NUMBER	QTY.	DESCRIPTION
1	64914	1	STD CONSOLE, M6 TE CAN
2	203T66	1	BUMPER COUNTERWEIGHT, M2
3	204E71	1	INSTALL,CENTER DIVIDER,M6AV M2
6	64653	1	BATTERY HARNESS M6AV
7	64521	1	CONSOLE EXTENSION HARNESS
8	6502408	6	TIEDOWN, MID, M2 CHALMERS
9	6502409	6	TIEDOWN, MID FRAME SPACER
10	28272	1	BREAKER, 80 AMP
18	525045	1	CONSOLE PLATE WELD M2
19	6502339	1	PLATE, BULKHEAD, UD M6000
20	5221430	1	UNDERCAB CONSOLE SUPPORT M2

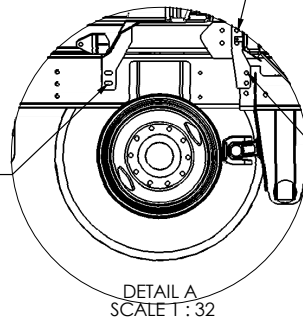
PART #64257  
FRAME SCISSOR LIFT  
LINK ASSEMBLY



MOUNT TIEDOWN TO  
SCISSOR FRAME  
BOTH SIDES

MOUNT SCISSOR FRAME  
TO EXISTING HOLES IN CHASSIS  
BOTH SIDES

USE TOP 2 HOLES OF  
CHALMERS TIE ROD BRACKET  
TO MOUNT SCISSOR FRAME  
BOTH SIDES

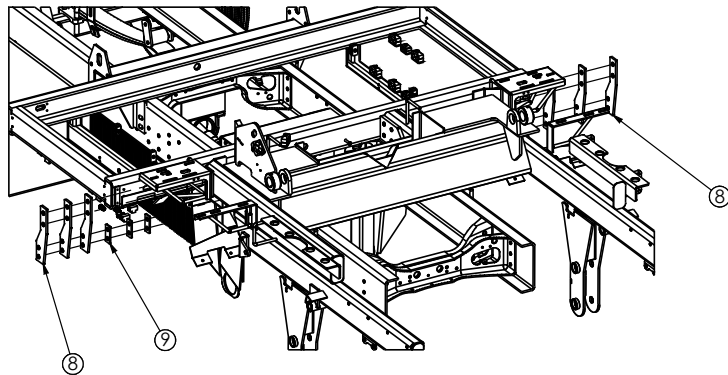


DETAIL A  
SCALE 1 : 32

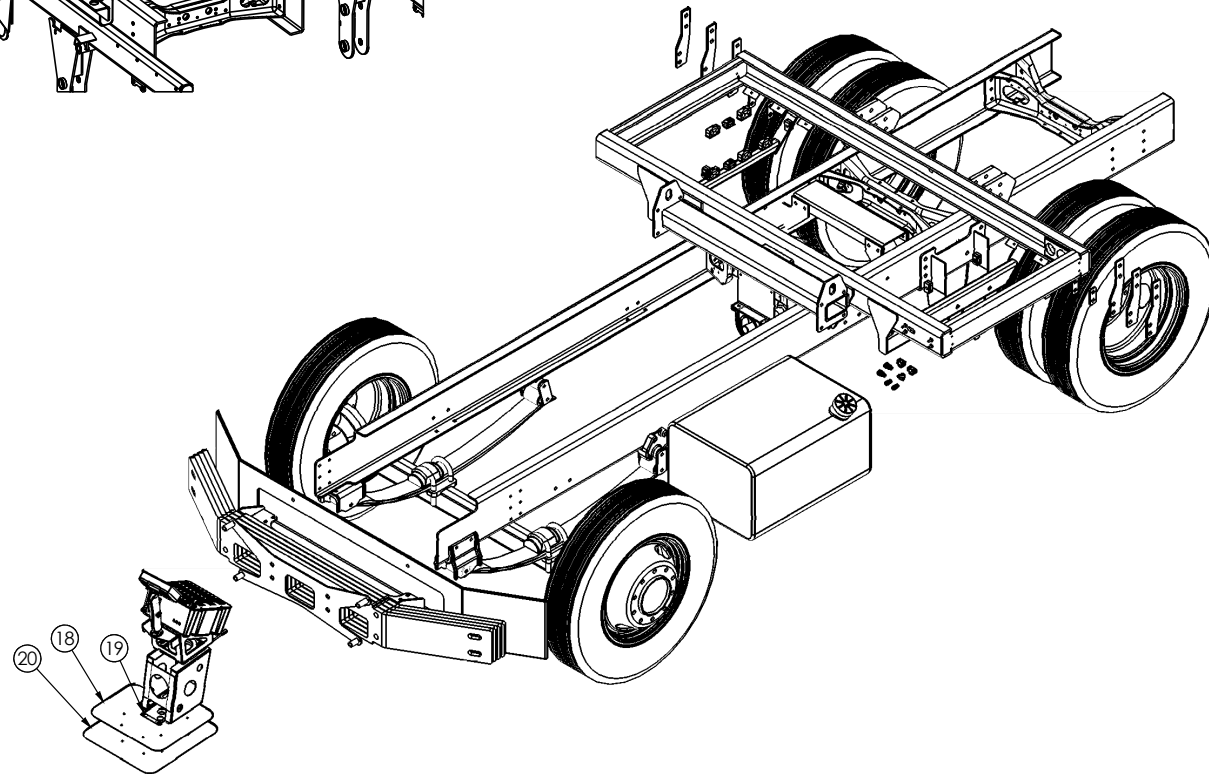


# Section 5 - Body

## 204G66 - TRUCK KIT, M2 CHALMERS

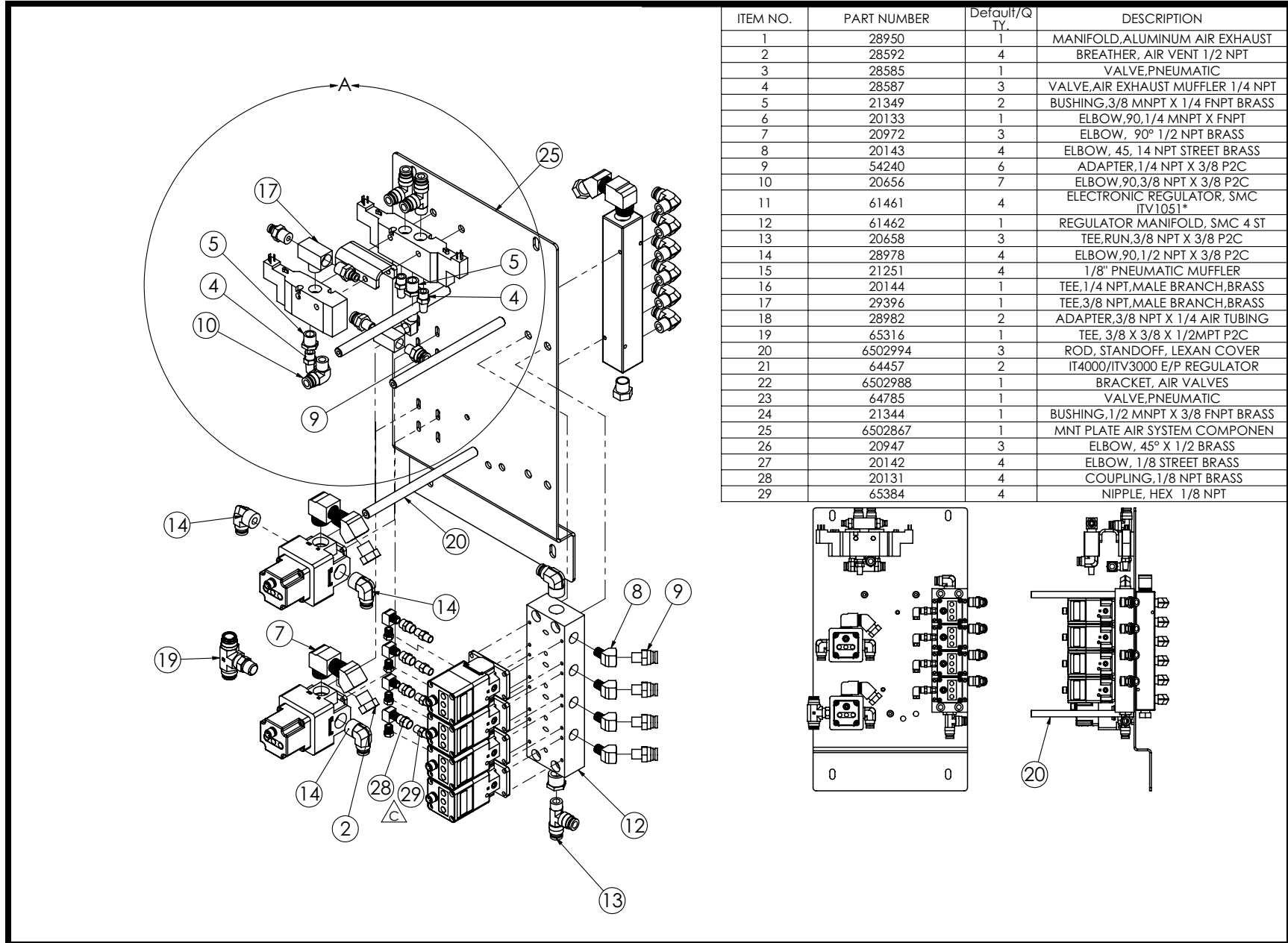


NOTE  
• ITEMS 11, 12 & 13 NOT SHOWN  
• SOME TRUCK CHASSIS ITEMS NOT SHOWN FOR CLARITY



# Section 5 - Body

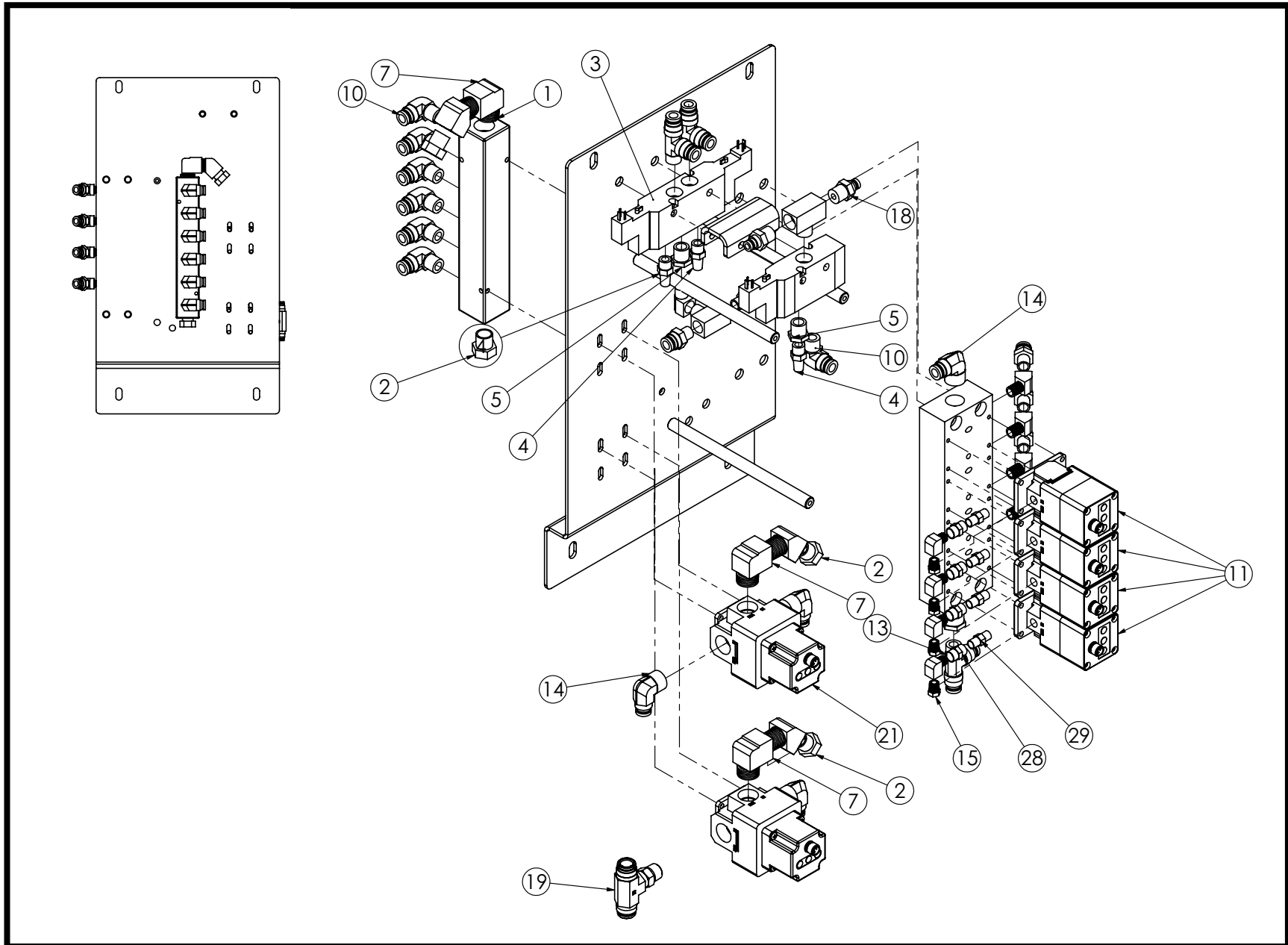
## 204G69 - AIR SYSTEM, M2 CHALMERS



ITEM NO.	PART NUMBER	Default/QTY.	DESCRIPTION
1	28950	1	MANIFOLD, ALUMINUM AIR EXHAUST
2	28592	4	BREATHER, AIR VENT 1/2 NPT
3	28585	1	VALVE, PNEUMATIC
4	28587	3	VALVE, AIR EXHAUST MUFFLER 1/4 NPT
5	21349	2	BUSHING, 3/8 MNPT X 1/4 FNPT BRASS
6	20133	1	ELBOW, 90, 1/4 MNPT X FNPT
7	20972	3	ELBOW, 90° 1/2 NPT BRASS
8	20143	4	ELBOW, 45, 1/4 NPT STREET BRASS
9	54240	6	ADAPTER, 1/4 NPT X 3/8 P2C
10	20656	7	ELBOW, 90, 3/8 NPT X 3/8 P2C
11	61461	4	ELECTRONIC REGULATOR, SMC ITV1051*
12	61462	1	REGULATOR MANIFOLD, SMC 4 ST
13	20658	3	TEE, RUN, 3/8 NPT X 3/8 P2C
14	28978	4	ELBOW, 90, 1/2 NPT X 3/8 P2C
15	21251	4	1/8" PNEUMATIC MUFFLER
16	20144	1	TEE, 1/4 NPT, MALE BRANCH, BRASS
17	29396	1	TEE, 3/8 NPT, MALE BRANCH, BRASS
18	28982	2	ADAPTER, 3/8 NPT X 1/4 AIR TUBING
19	65316	1	TEE, 3/8 X 3/8 X 1/2 MPT P2C
20	6502994	3	ROD, STANDOFF, LEXAN COVER
21	64457	2	IT4000/ITV3000 E/P REGULATOR
22	6502988	1	BRACKET, AIR VALVES
23	64785	1	VALVE, PNEUMATIC
24	21344	1	BUSHING, 1/2 MNPT X 3/8 FNPT BRASS
25	6502867	1	MNT PLATE AIR SYSTEM COMPONENT
26	20947	3	ELBOW, 45° X 1/2 BRASS
27	20142	4	ELBOW, 1/8 STREET BRASS
28	20131	4	COUPLING, 1/8 NPT BRASS
29	65384	4	NIPPLE, HEX 1/8 NPT

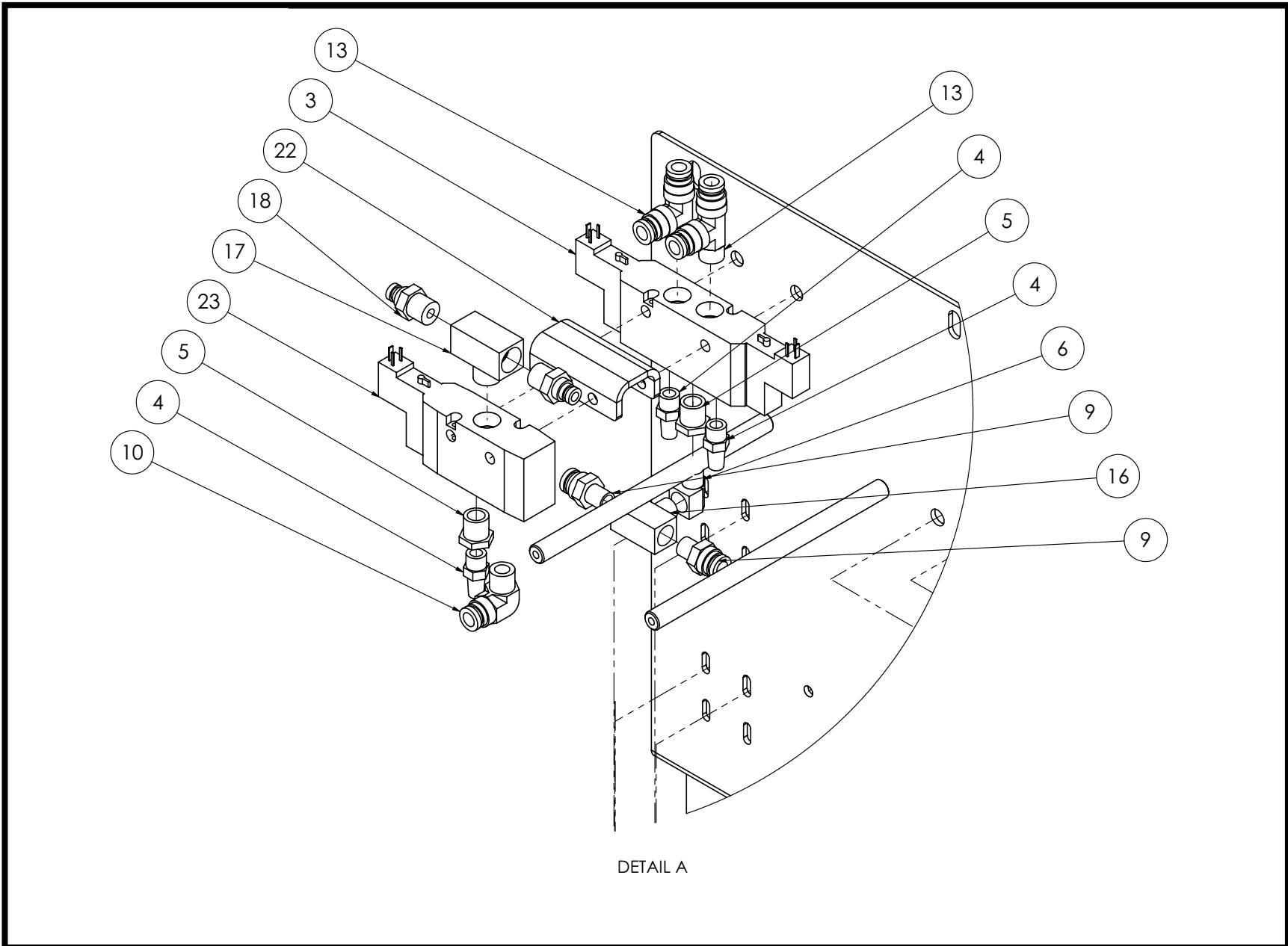
# Section 5 - Body

204G69 - AIR SYSTEM, M2 CHALMERS



# Section 5 - Body

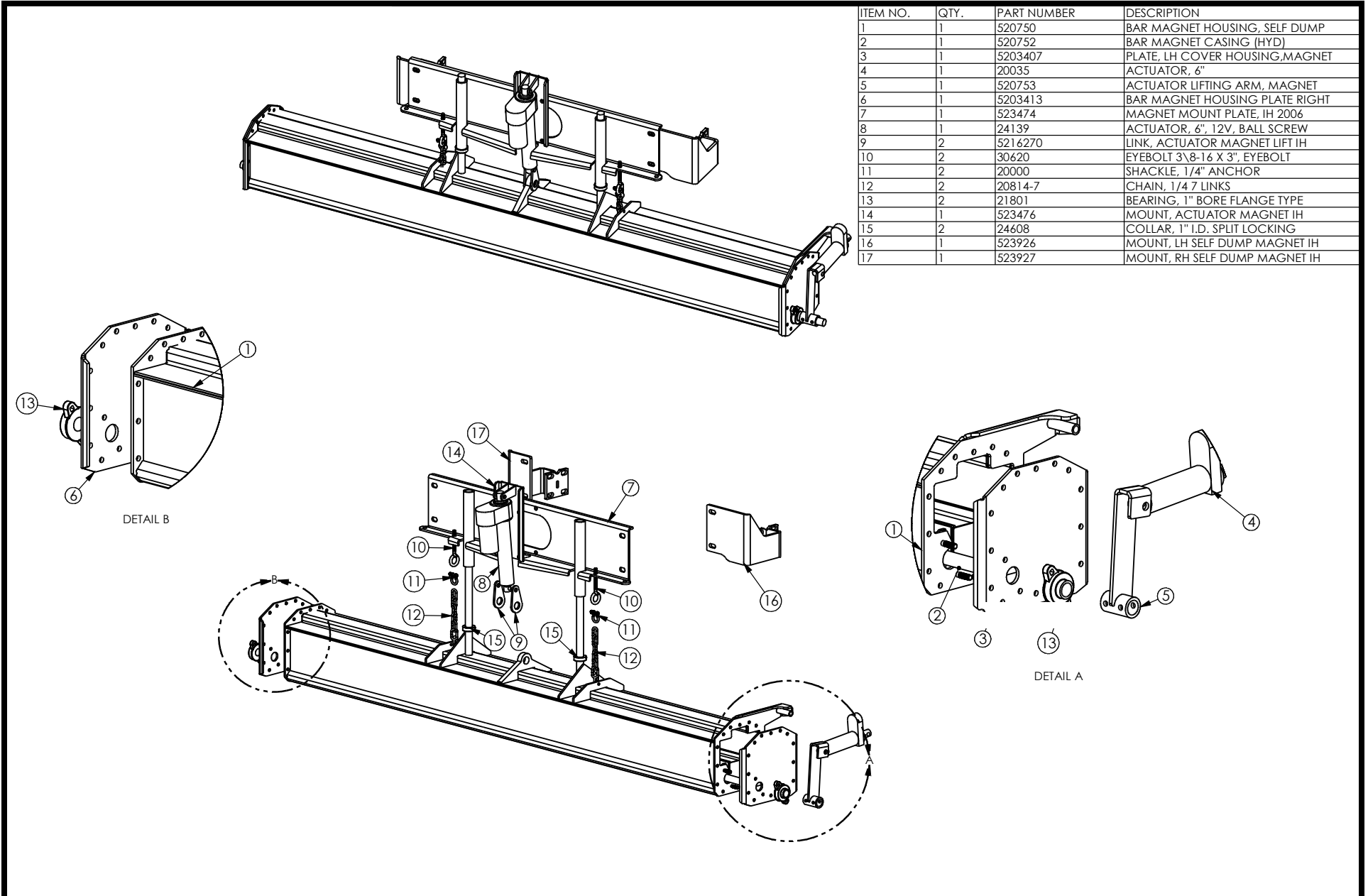
204G69 - AIR SYSTEM, M2 CHALMERS



DETAIL A

# Section 5 - Body

## 203U54 - SELF DUMP MAGNET IH

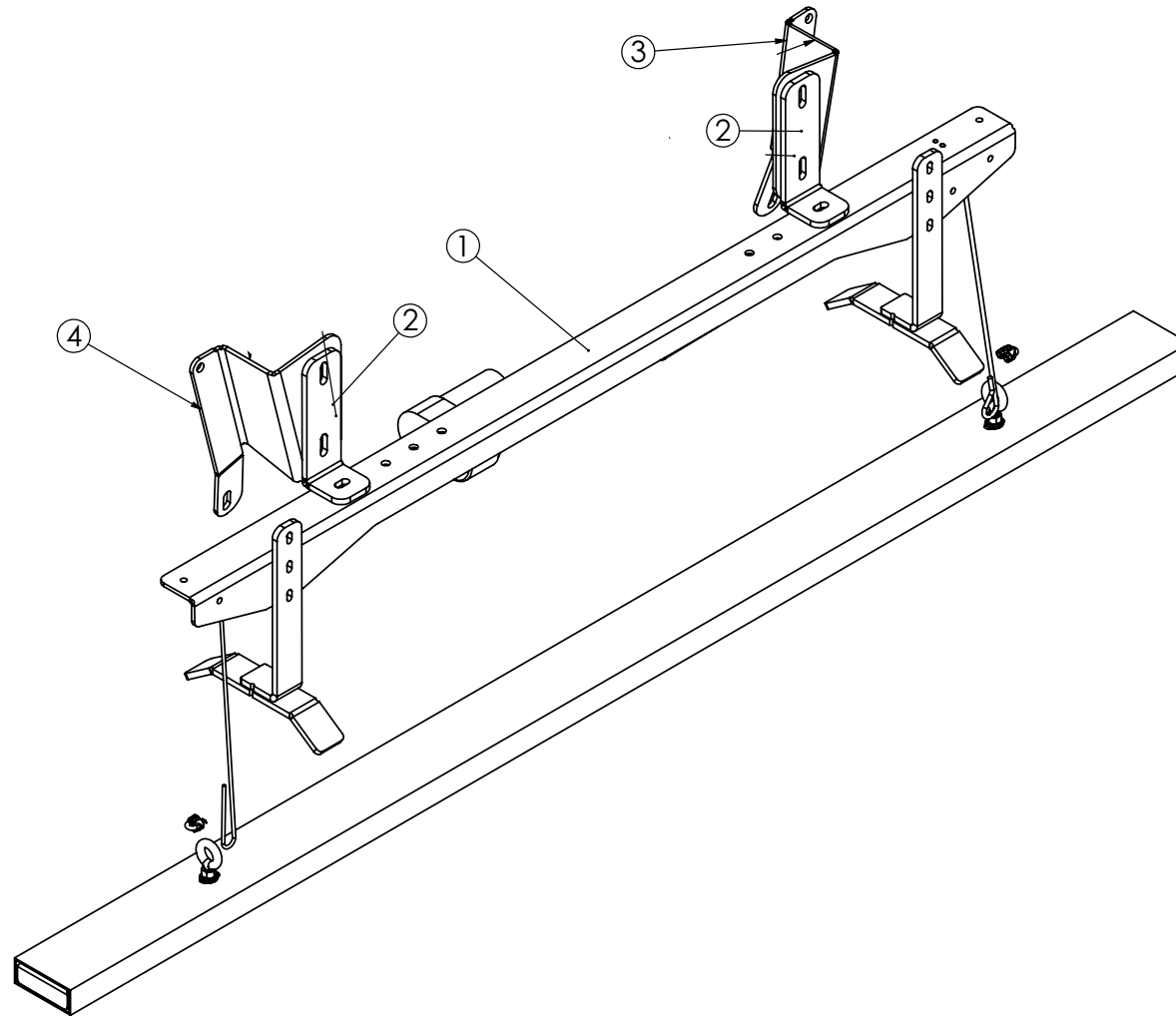


ITEM NO.	QTY.	PART NUMBER	DESCRIPTION
1	1	520750	BAR MAGNET HOUSING, SELF DUMP
2	1	520752	BAR MAGNET CASING (HYD)
3	1	5203407	PLATE, LH COVER HOUSING, MAGNET
4	1	20035	ACTUATOR, 6"
5	1	520753	ACTUATOR LIFTING ARM, MAGNET
6	1	5203413	BAR MAGNET HOUSING PLATE RIGHT
7	1	523474	MAGNET MOUNT PLATE, IH 2006
8	1	24139	ACTUATOR, 6", 12V, BALL SCREW
9	2	5216270	LINK, ACTUATOR MAGNET LIFT IH
10	2	30620	EYEBOLT 3/8-16 X 3", EYEBOLT
11	2	20000	SHACKLE, 1/4" ANCHOR
12	2	20814-7	CHAIN, 1/4 7 LINKS
13	2	21801	BEARING, 1" BORE FLANGE TYPE
14	1	523476	MOUNT, ACTUATOR MAGNET IH
15	2	24608	COLLAR, 1" I.D. SPLIT LOCKING
16	1	523926	MOUNT, LH SELF DUMP MAGNET IH
17	1	523927	MOUNT, RH SELF DUMP MAGNET IH

# Section 5 - Body

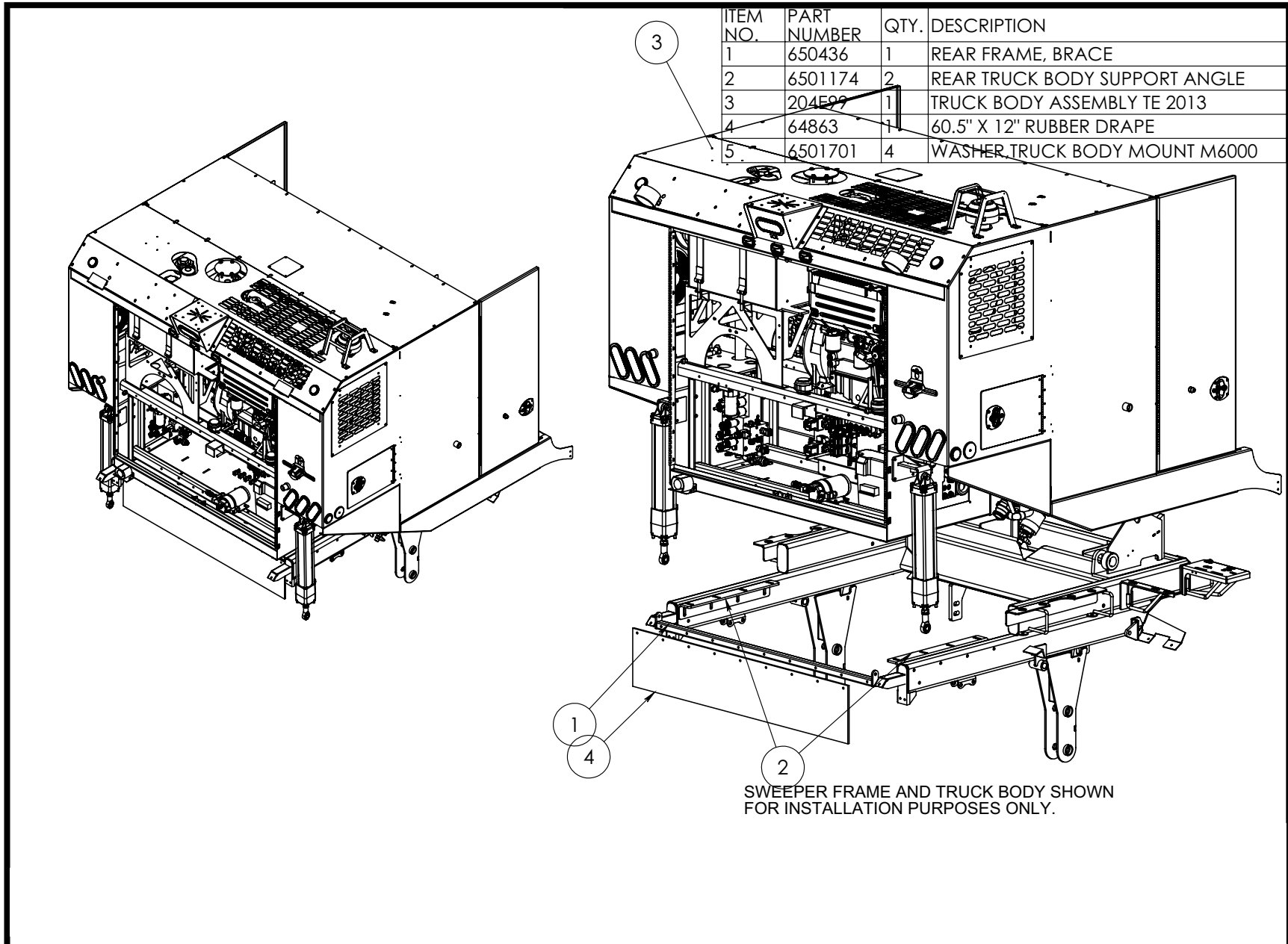
## 204A37 - BAR MAGNET MOUNT 90" IH

ITEM NO.	PART NUMBER	QTY.	DESCRIPTION
1	203Z84	1	ASSY, 90" BAR MAGNET
2	5217225	2	HANGER,BKT,B-MAG,A7-08
3	5217653	1	BKT,MTG,LH,B-MAG,IH-08
4	5217654	1	BKT,MTG,RH,B-MAG,IH-08



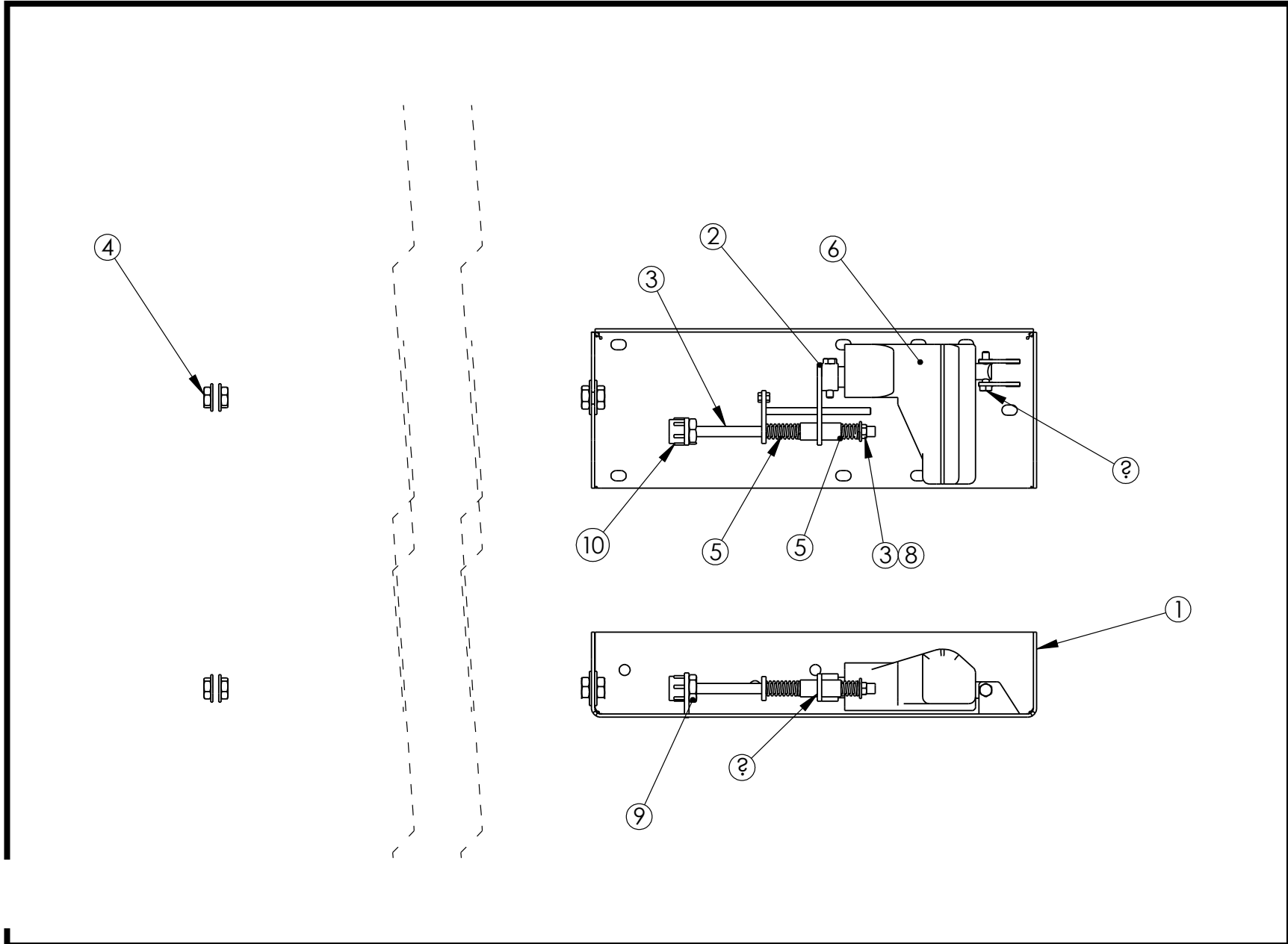
# Section 5 - Body

## 204F07 - TRUCK BODY MOUNT, DEUTZ



# Section 5 - Body

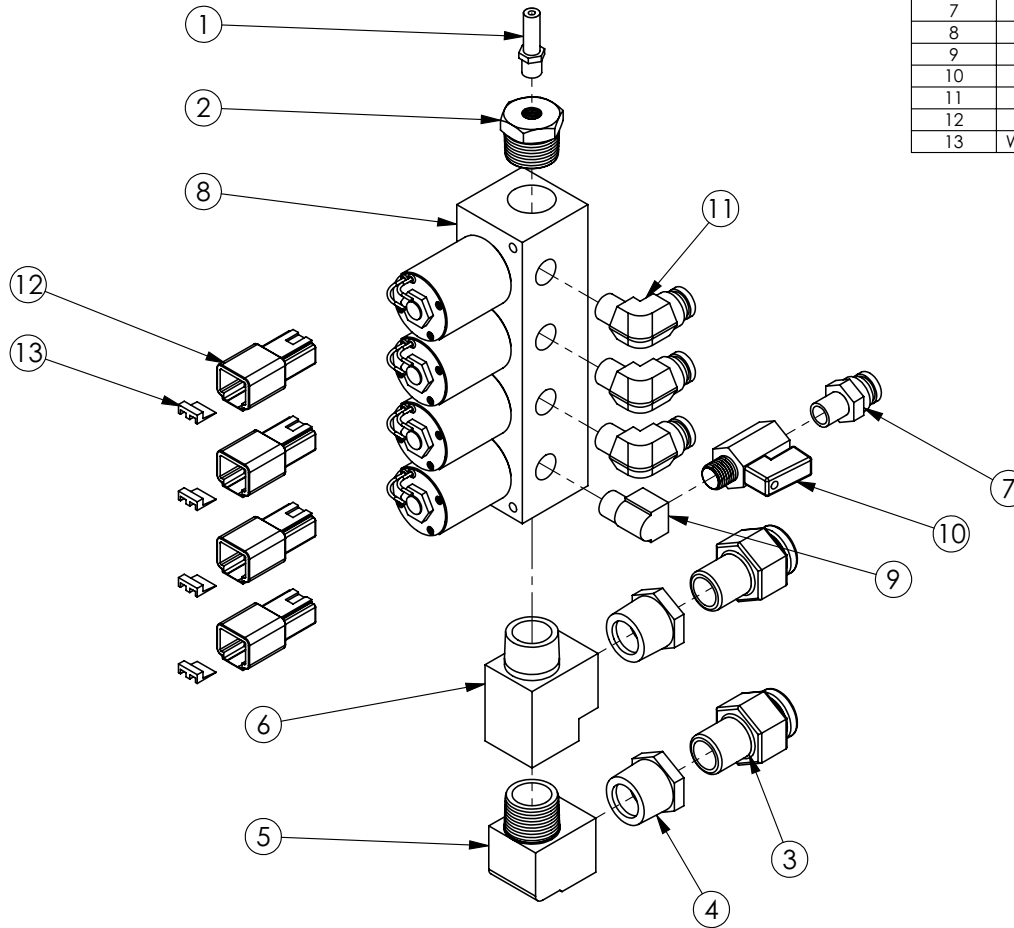
## 203D74- ACTUATOR THROTTLE





# Section 5 - Body

## 204F21 - WATER MANIFOLD

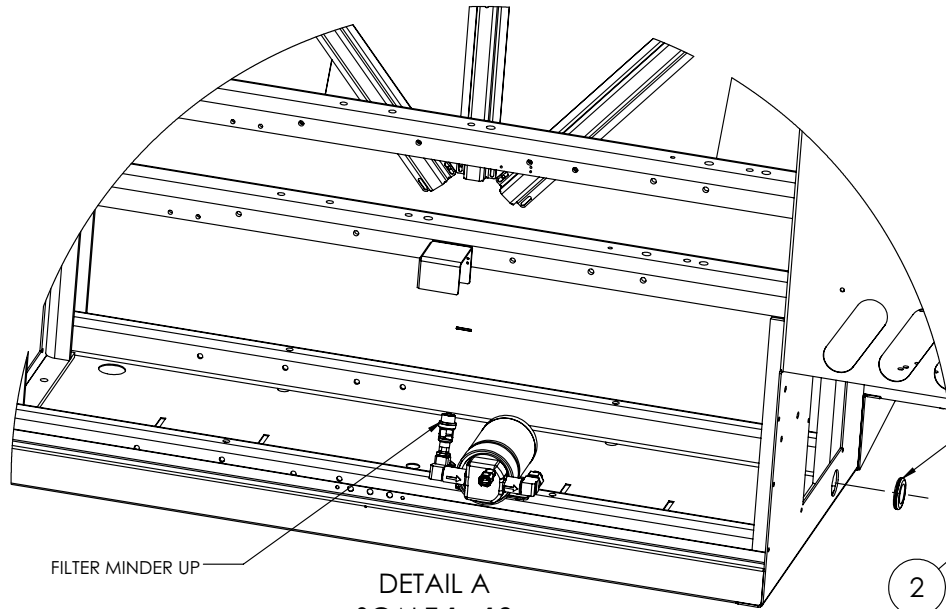


ITEM NO.	DESCRIPTION	PART NUMBER	QTY.
1	VALVE, BRASS AIR TANK	23676	1
2	BUSHING, 3/4 NPT 1/8 NPT	26995	1
3	CONNECTOR, 3/4 AIR X 1/2 NPT	60188	2
4	BUSHING, 3/4 MNPT X 1/2 FNPT, BRASS	54718	2
5	ELBOW 3/4" NPT 90 DEGREES	20974	1
6	TEE, 3/4 STREET BRASS	20673	1
7	ADAPTER, 1/4 NPT X 3/8 P2C	54240	1
8	4 STAGE MANIFOLD ASSY	60851	1
9	ELBOW, 90, 1/4 MNPT X FNPT	20133	1
10	1/4" MINI BALL VALVE	26973	1
11	ELBOW, 90, 1/4 NPT X 3/8 P2C	28976	3
12	CONNECTOR, 2WAY RECEPTACLE	64595	4
13	WEDGELOCK, 2 WAY RECEPTACLE, D	64610	4

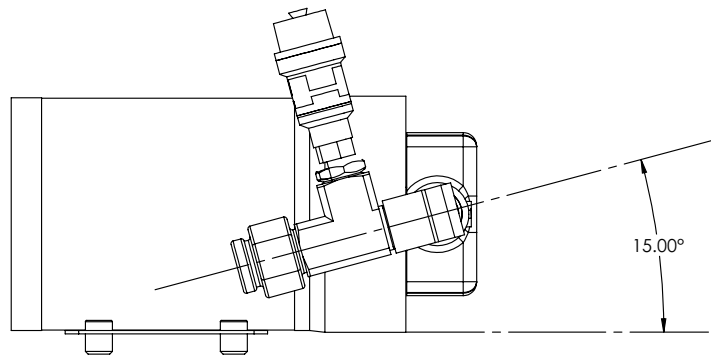
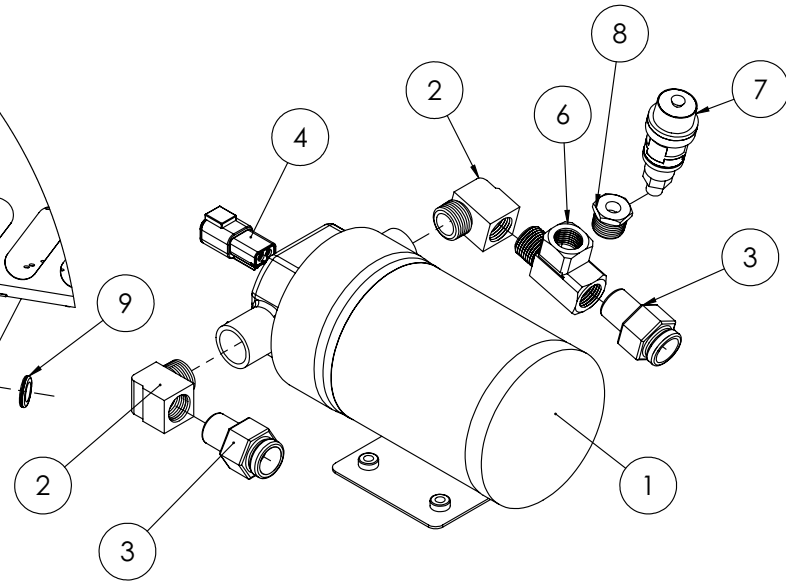
# Section 5 - Body

## 204F22 - WATER PUMP

ITEM NO.	PART NUMBER	Default /QTY.	DESCRIPTION
1	66029	1	5 STAGE DIAPHRAM PUMP
2	20972	2	ELBOW, 90° 1/2 NPT BRASS
3	60188	2	CONNECTOR, 3/4 AIR X 1/2 NPT
4	64606	1	PLUG, 2 CONTACT, SIZE 12 DTM
5	64619	1	WEDGELOCK, 2 WAY RECEPTACLE, D
6	20483	1	TEE, 1/2 NPT MALE RUN
7	66073	1	FILTERMINDER 6 IN HG
8	21343	1	REDUCER BRASS 1/2NPT - 1/8 NPT
9	23361	1	GROMMET, 2.5"ID, 3.125" OD



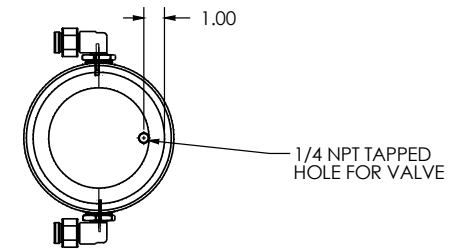
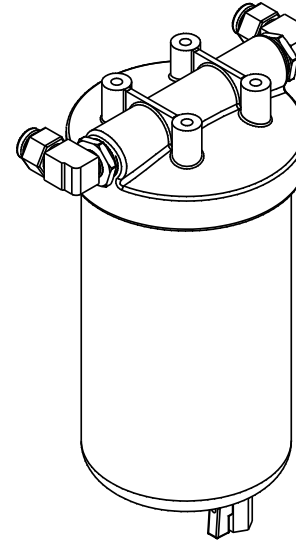
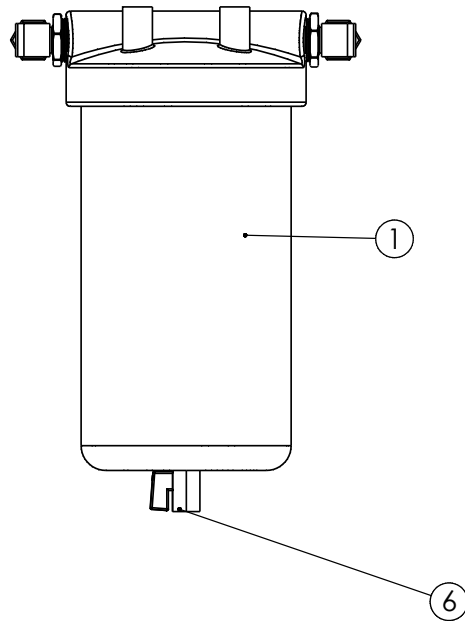
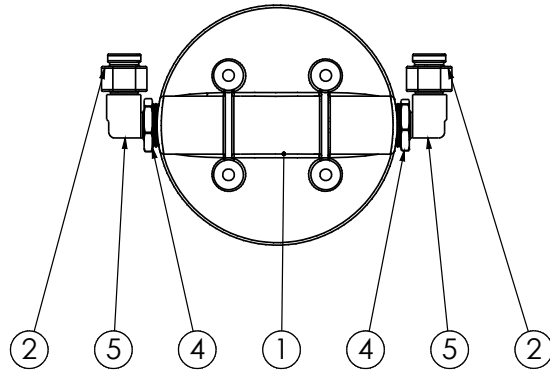
DETAIL A  
SCALE 1 : 12



# Section 5 - Body

## 204F23 - WATER FILTER

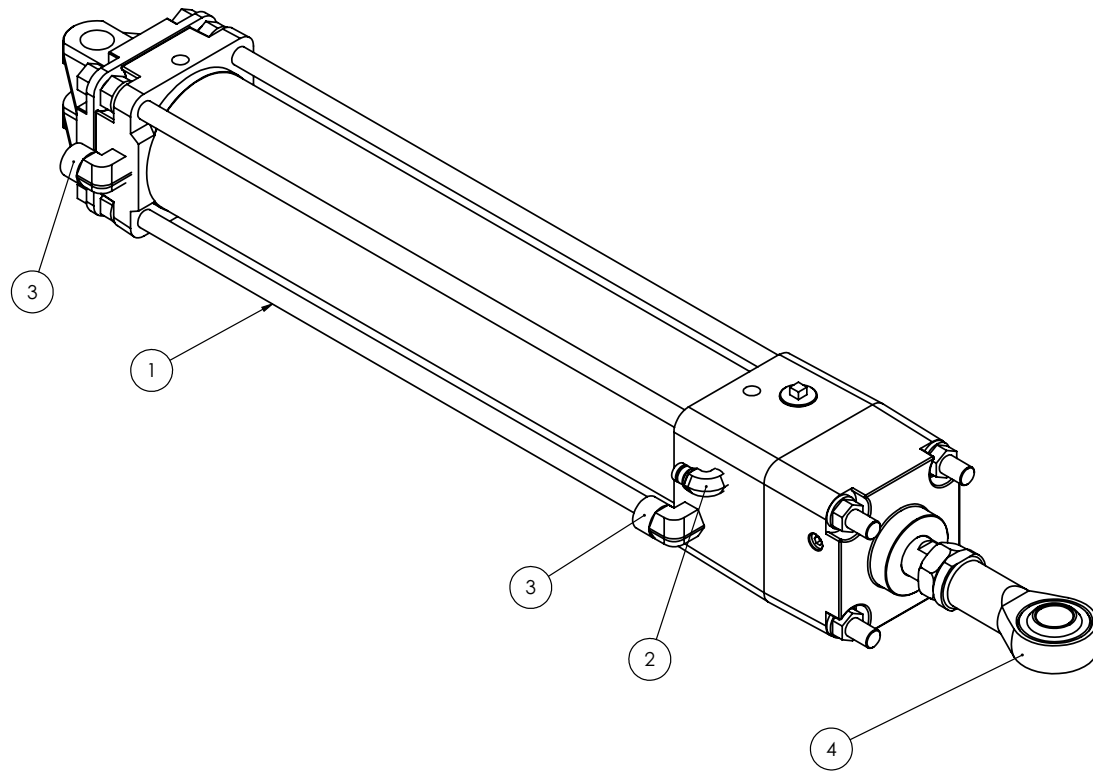
ITEM NO.	PART NUMBER	QTY.	DESCRIPTION
1	64269	1	3M WATER FILTER M6AV
2	60188	2	CONNECTOR, 3/4 AIR X 1/2 NPT
3	64286	1	WATER FILTER
4	60191	2	BUSHING, 1" X 1/2"
5	20972	2	ELBOW, 90° 1/2 NPT BRASS
6	26973	1	1/4" MINI BALL VALVE



# Section 5 - Body

## 204F26 - AIR CYLINDER

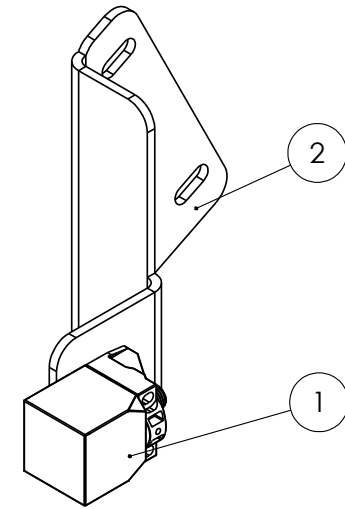
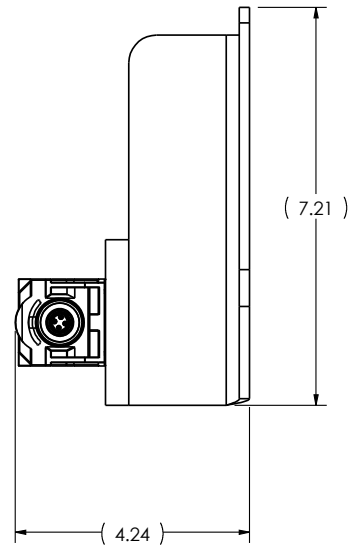
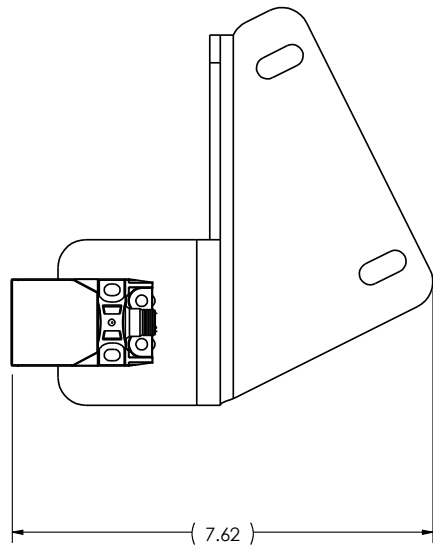
ITEM NO.	PART NUMBER	QTY.	DESCRIPTION
1	64440	1	SMC ROD LOCK CYL. 3.13 X 16
2	20653	1	1/4 NPT, 1/4 TUBE MALE ELBOW
3	28978	2	ELBOW, 90, 1/2 NPT X 3/8 P2C
4	64445	1	ROD END, M22 X 1.5



# Section 5 - Body

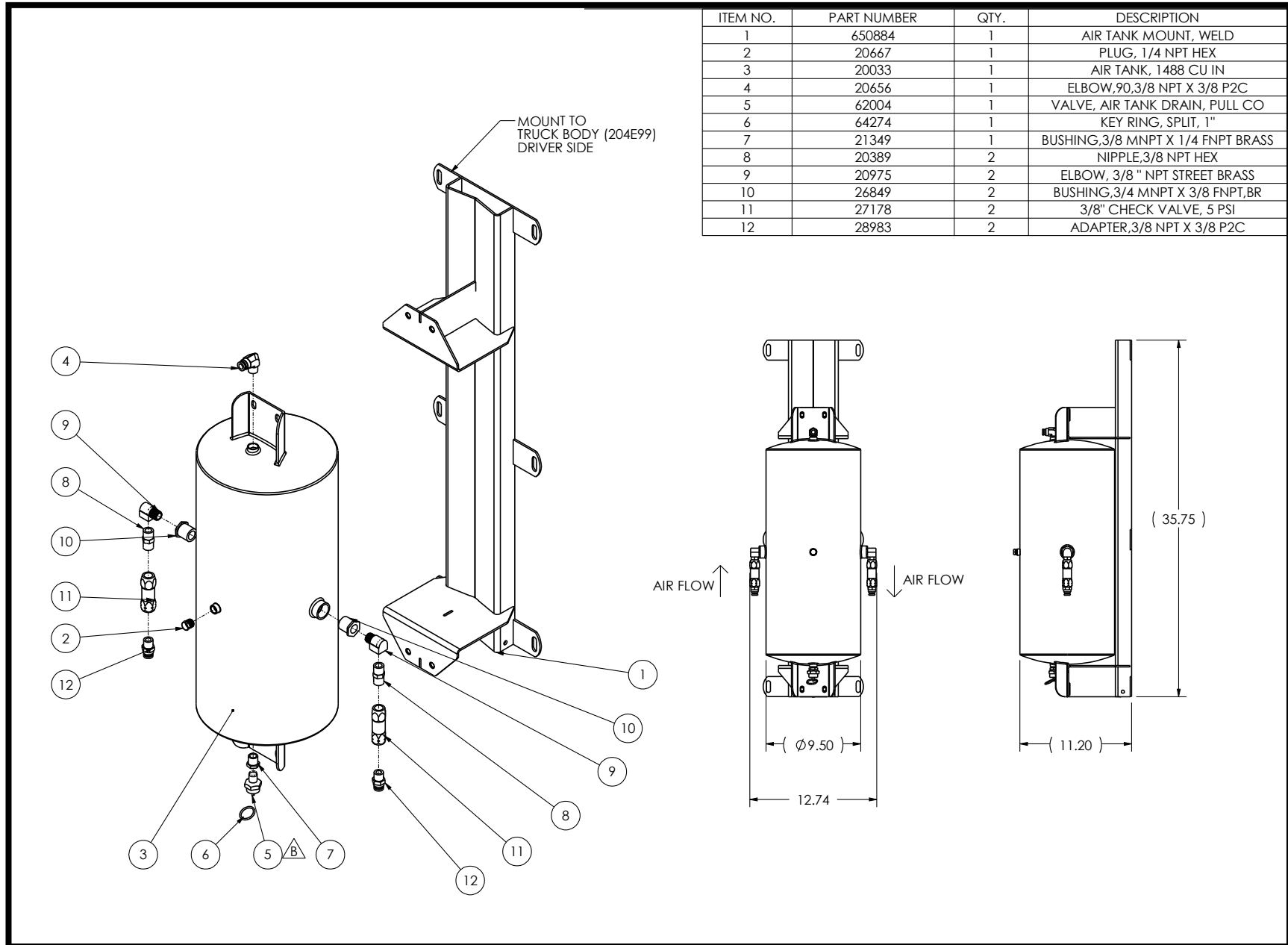
## 204F31 - LH CONVEYER PRX BACK

ITEM NO.	PART NUMBER	QTY.	DESCRIPTION
1	61704	1	TURCK PRX SWITCH & BRKT
2	6502509	1	MTG BKT, PRX SWITCH ELEV BACK



# Section 5 - Body

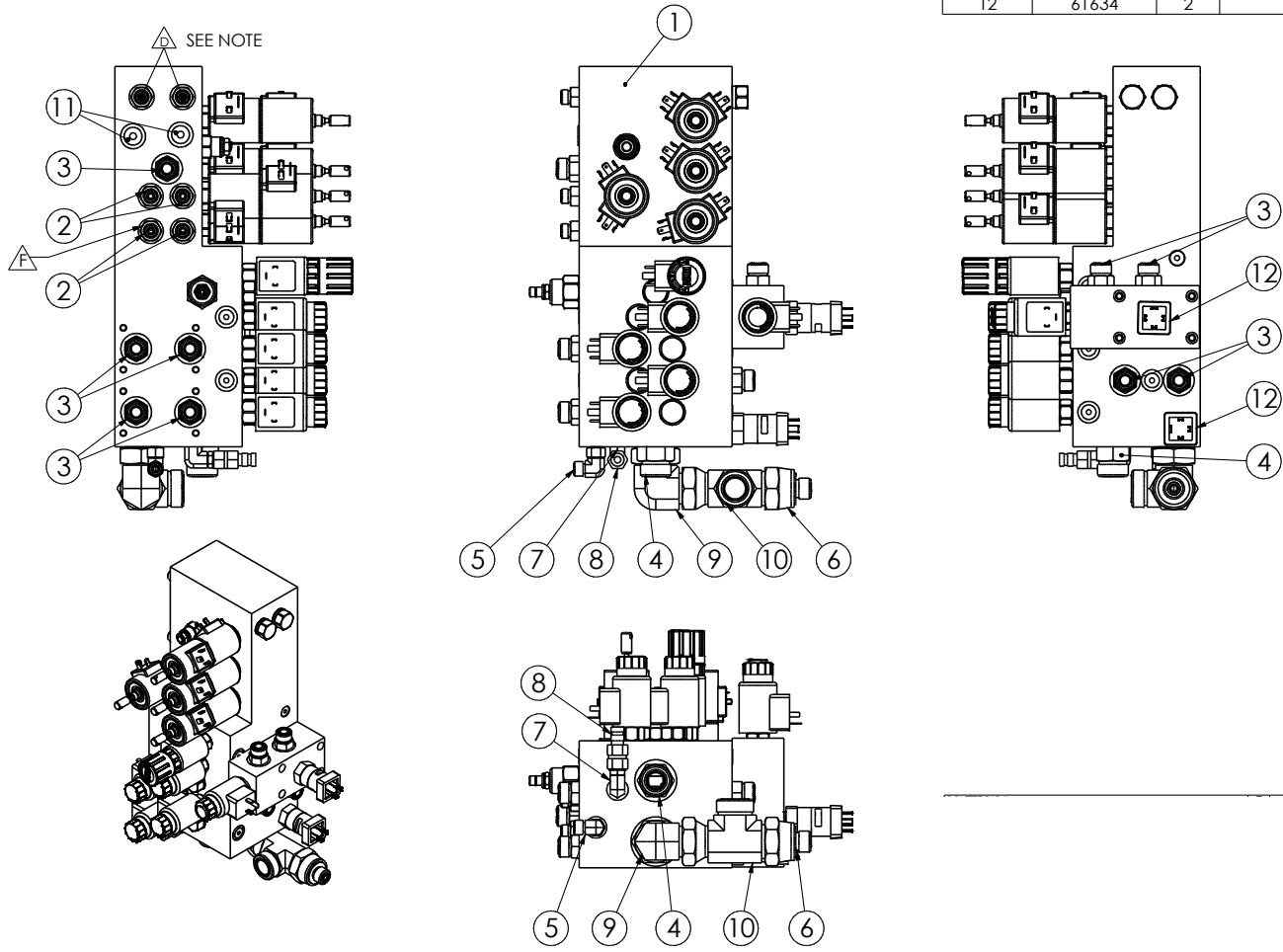
## 204F51 - AIR TANK



# Section 5 - Body

## 204F66 - LH HYD MANIFOLD

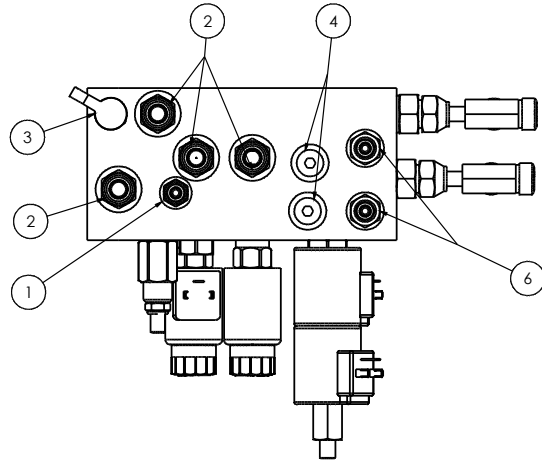
- FITTINGS ASSOCIATED WITH G/B TILT OPTION ARE INCLUDED IN THE ASSEMBLY FOR THAT OPTION
- 204G23 (G/B MANUAL TILT) - PORTS FILLED WITH 27163 (PLUG, 3/8" SAE HOLLOW HEX)
  - 204G24 (G/B POWER TILT)- PORTS FILLED WITH 61897 (ADAPTER, 1/4" MORFS X 3/8" MORB)



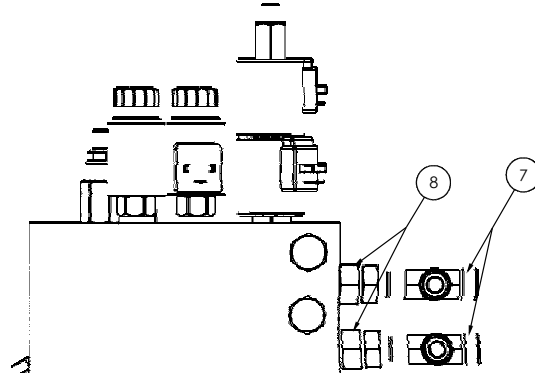
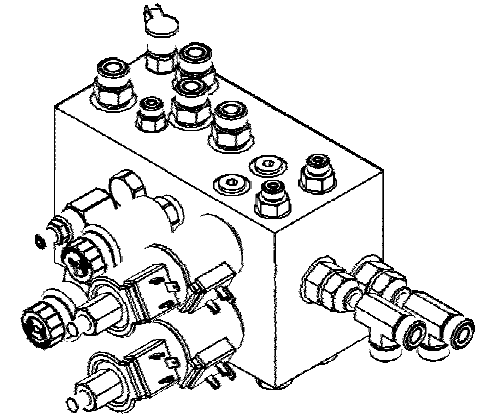
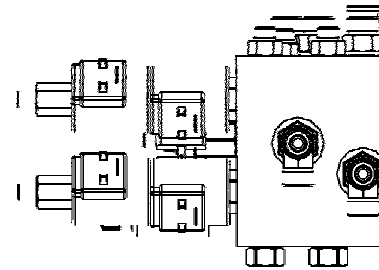
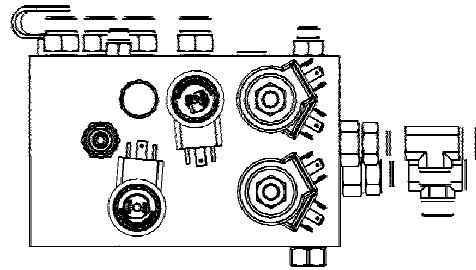
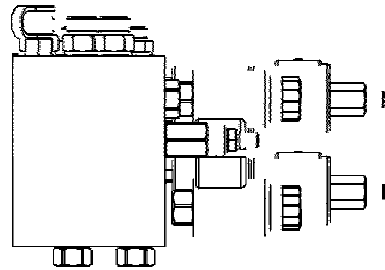
ITEM NO.	PART NUMBER	QTY	DESCRIPTION
1	61280	1	MOTOR MANIFOLD ASSY, M6000
2	61897	6	ADAPTER, 1/4" MORFS X 3/8" MOR
3	61014	9	1/2" MORFS X 1/2" MORB
4	61495	1	ADAPTER, 3/4" MORFS X 3/4" MORB
5	61028	1	ELBOW, 90 1/4 MORFS X 1/4 MORB
6	61025	1	1"FORFS X 1/2" MORFS
7	28271	1	ELBOW,90,1/4 MSAE X 3/8 MJIC
8	54688	1	ADAPTER,3/8 FJIC HYD TEST NIPPLE
9	61052	1	ELBOW, 90 1" MORFS X 1" MORB
10	61298	1	1" MORFS X 1" FORFS X 1" MORF
11	27163	2	3/8" SAE PLUG HEX
12	61634	2	MINI PRESSURE SWITCH

# Section 5 - Body

## 204F94 - RH MANIFOLD



ITEM NO.	PART NUMBER	DESCRIPTION	QTY.
1	61282	RH BROOM MANIFOLD, M6000	1
2	61014	1/2" MORFS X 1/2" MORB	4
3	23653	TEST NIPPLE, #4 SAE ORB	1
4	27163	3/8" SAE PLUG HEX	2
5	61030	1/4" MORFS X 1/4" MORB	1
6	61897	ADAPTER, 1/4" MORFS X 3/8" MOR	2
7	61021	1/2" TEE MORFS X FORFS X MORF	2
8	61031	1/2" MORFS X 5/8" MORB	2

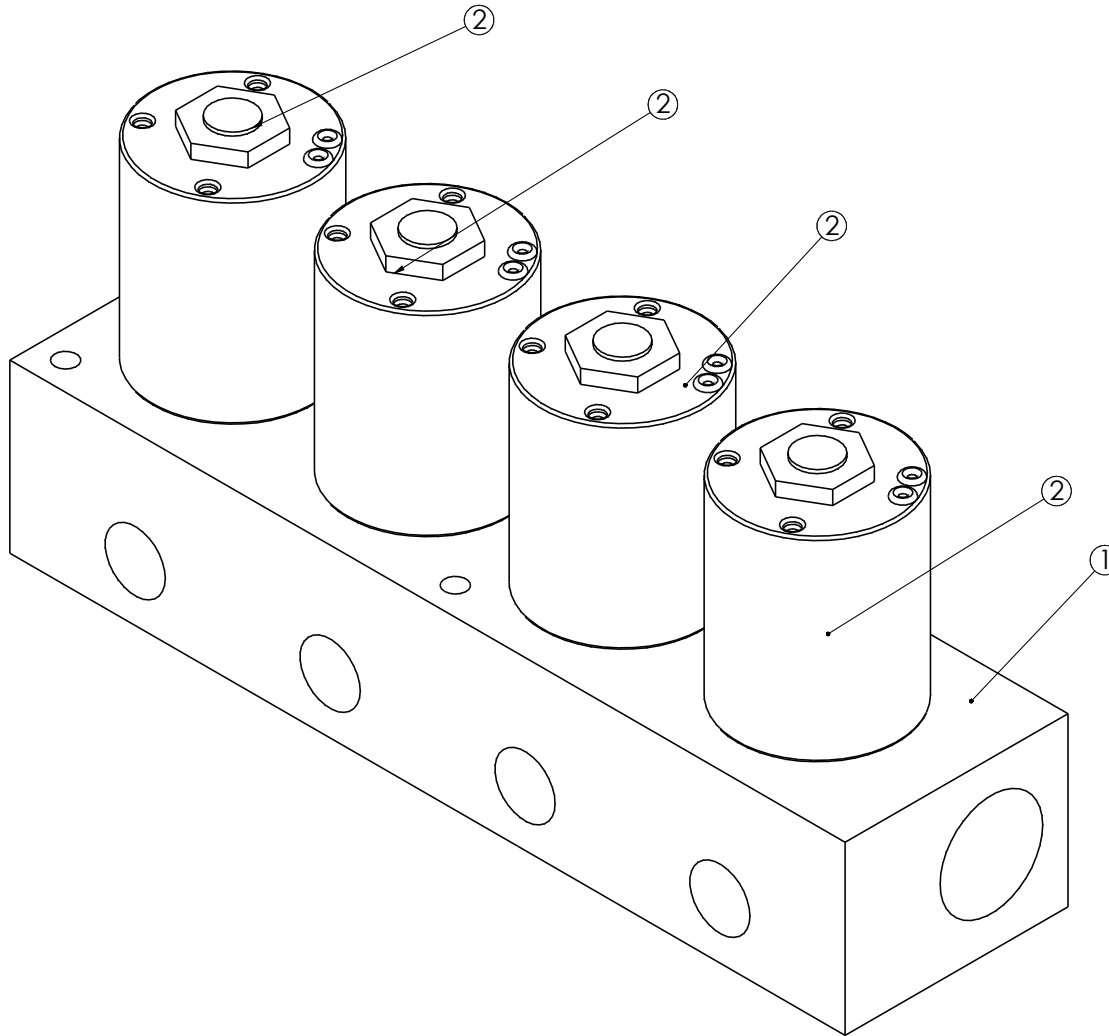




# Section 5 - Body

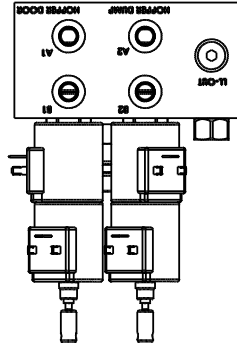
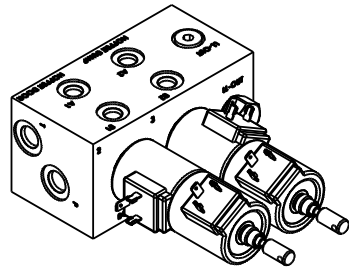
## 60851 - 4-STAGE MANIFOLD

ITEM NO.	PART NUMBER	QTY.	DESCRIPTION
1	61136	1	MANIFOLD, 4 STAGE
2	54445	4	VALVE, PETER PAUL

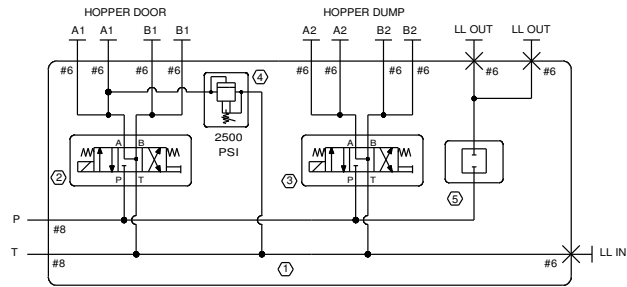
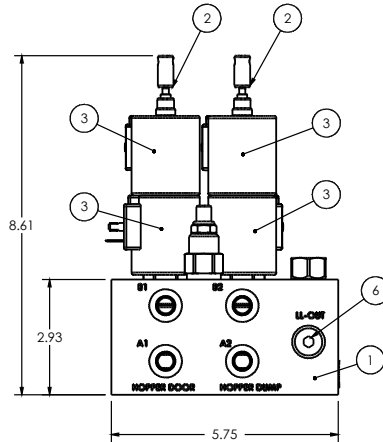
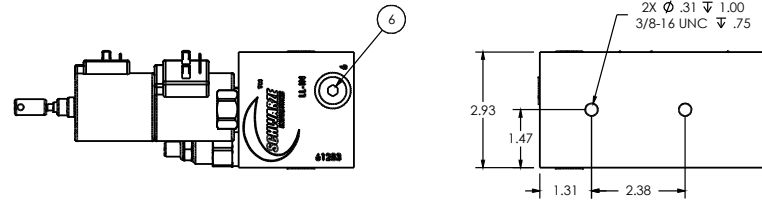
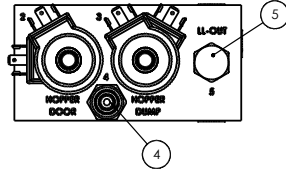
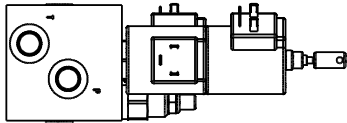


# Section 5 - Body

## 61283 - HOPPER MANIFOLD



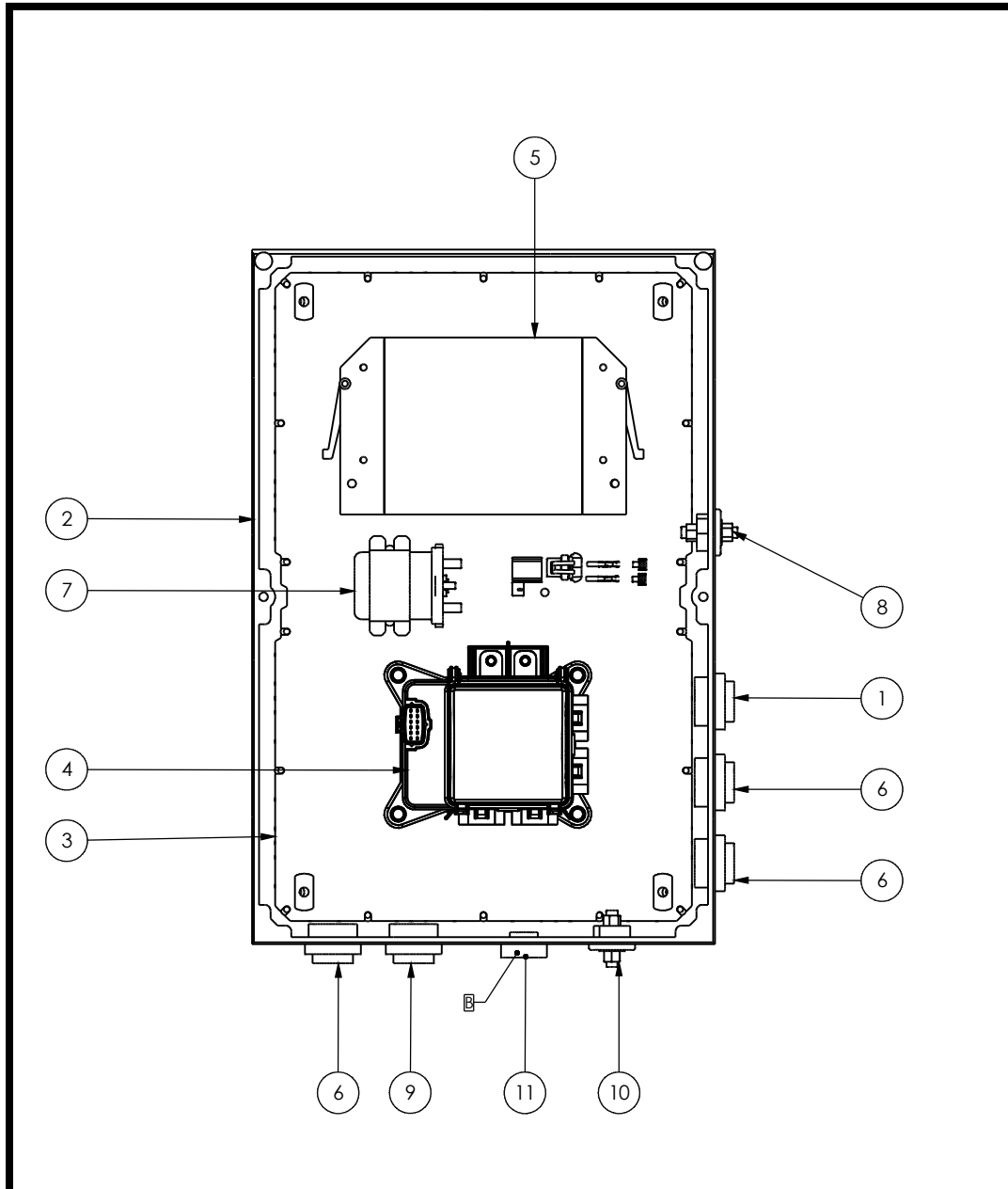
ITEM NO.	SCHEMATIC NO.	MANIFOLD MARKING	PART NUMBER	DESCRIPTION	QTY.
1	1	1	62083	HOPPER MANIFOLD MACHINED BLOCK	1
2	2,3	2,3	62084	SOL VALVE, 4 WAY 3 POS. W/ MAN	2
3	2,3	2,3	62085	COIL, HYDRAFORCE, DOUBLE SOL V	4
4	4	4	62088	VALVE, RELIEF, SUN	1
5	5	5	62106	PLUG, T-13A CAVITY, ALL BLOCK	1
6	6	6	27163	3/8" SAE PLUG HEX	3



NOTES:  
 MAXIMUM PRESSURE (PSI) 3000-3200  
 MAXIMUM FLOW (GPM) 30

# Section 5 - Body

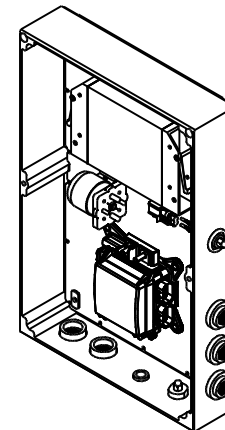
## 64538 - COMPUTER BOX



ITEM NO.	PART NUMBER	QTY.	DESCRIPTION
1	62431	1	16 PIN DEUTSCH CONNECTOR
2	64414	1	NEMA 4 ENCLOSURE (24 X 16 X 6)
3	525248	1	WELD, PLATE NEMA ENCLOSURE
4	61473	1	COOPER BUSSMAN, MVEC MODULE
5	64420	1	IFM DOUBLE CONTROLLER
6	64536	3	31 PIN DEUTSCH CONNECTOR
7	68200	1	CONTACTOR, 200A CONT, SPNO, 15V
8	64533	1	BATTERY FEEDER STUD, RED
9	64537	1	33 PIN DEUTSCH CONNECTOR
10	64534	1	BATTERY FEEDER STUD, BLK
11	65768	1	DRAIN VENT, POLYPROPYLENE

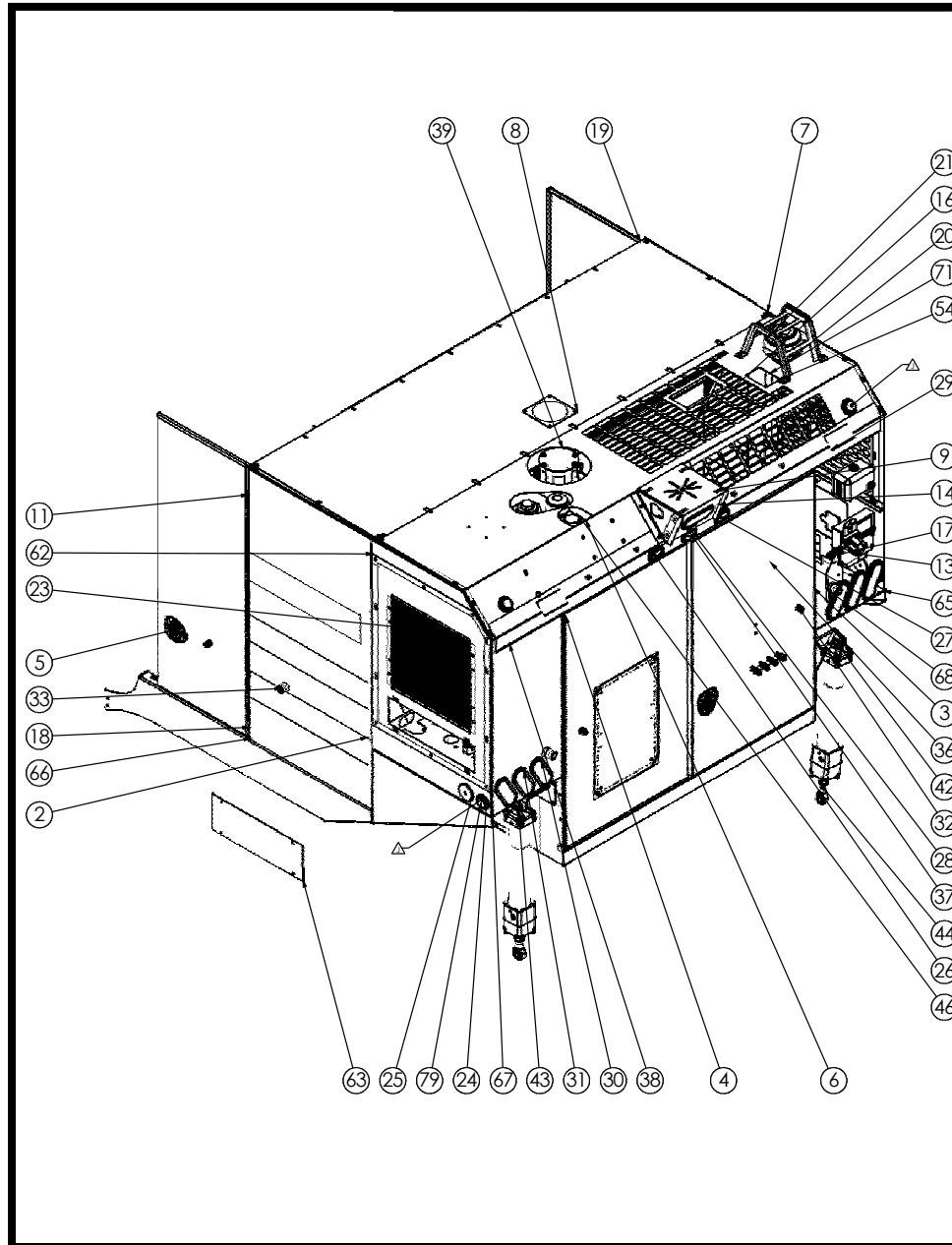
### ITEMS NOT SHOWN

ITEM NO.	PART NUMBER	QTY.	DESCRIPTION
12	64531	1	RING BOOTS RED, 8 TO 12 GAGE WIRE
13	64532	1	RING BOOTS BLK, 8 TO 12 GAGE WIRE
14	64544	5	PANEL WASHER, SHELL SIZE 24, DEUTSCH
15	64545	5	PANEL NUT, SHELL SIZE 24, DEUTSCH
16	64546	5	GASKET, DEUTSCH, SHELL SIZE 24
17	64547	2	MOLDED-IN RESISTOR
18	64549	1	HARNESS- COMPUTER BOX
19	+64550	1	FUSE 5 AMP LED
20	+64551	5	FUSE 10 AMP LED
21	+64553	4	FUSE 20 AMP LED
22	20587	1	METRIC-PACK CONN, TWO WAY FEMALE
23	64528	1	COVER FOR FUSE HOLDER
24	64529	2	CONNECTOR, FEMALE 18-16 GA
25	64530	2	CABLE SEAL GREEN
26	65796	1	3/4 CONDUIT LOCK NUT



# Section 5 - Body

## 204M01 - TRUCK BODY, M6AV, YANMAR



ITEM NO.	PART NUMBER	DESCRIPTION	QTY.
1	6502980	BRACKET, LEXAN CLAMPS	4
2	451070	TRUCK BODY, M6 SEITE, YANMAR	1
3	4503000	CNG DOOR, RH TRUCK BODY	1
4	6503001	TRUCK BODY REAR DOOR, LH	1
5	29138	T-HANDLE LATCH	4
6	6503315	TRUCK BODY COVER, M6, YANMAR	1
7	6501403	PLATE, WATER BOX BODY COVER	1
8	6501219	SENSOR, ACCESS HOLE COVER	1
9	650453	BRKT REAR STRIKE MNT WARW BRD	1
10	650451	WATER TANK CONSTRAINT	2
11	29133	SS PIANO HINGE 1/2 X 48	4
12	29148	BUMPER, RUBBER HOLLOW STEM	4
13	55307	LIGHT, LICENSE PLATE M6000	1
14	651060	BEACON SIDE PLT, OVAL LIGHT	1
15	23382	BATTERY BOX, 13" X 7" X 9"	1
16	6502797	PLATE, HEAT SHIELD, M6AV	1
17	23242	BRKT, LICENSE PLATE	1
18	6501448	DOOR, LH SIDE, FRONT OPEN	1
19	6501449	DOOR, RH SIDE, FRONT OPEN	1
20	650438	FLANGE TUBE, CABOVER INTAKE	1
21	28180	PRECLEANER, 3" CYCLONE	1
22	22974	GROMMET, 2" UNISEAL	2
23	204F61	HYDRAULIC OIL COOLER ASSY, M6	1
24	23136	GROMMET, 2" MARKER LIGHT	4
25	25114	REFLECTOR, RED	2
26	28737	GROMMET, RUBBER MDL15	3
27	28736	LAMP, MDL15	3
28	55625	LIGHT, 6.5" WIDE, RED LED	3
29	61541	LED PAR 36 FLOOD LIGHT	2
30	60800	LIGHT, 6.5" LED BACKUP LIGHT	2
31	54209	LIGHT, 6.5" WIDE, AMBER, LED	2
32	28698	RUBBER DOOR HOLD BACK ASSY	4
33	28698-F	RUBBER DOOR HOLD BACK (FEMALE HALF)	4
34	30671	3/8-16 X 1.0 HEX BOLT GS	4
35	31593	FLAT WASHER 3/8	4
36	21456	SIGN, TRIANGLE WARNING	1
37	59875	GROMMET, OVAL 6"	7
38	650855	HYDRAULIC TANK STAND	1
39	224532	UPFLOUT	1
40	204F21	WATER MANIFOLD ASSY, M6AV	1
41	204F23	WATER FILTER ASSY, M6AV	1
42	650869	RIGHT REAR BROOM AIR SUSP MOUNT	1
43	650870	LEFT REAR BROOM AIR SUSP MOUNT	1
44	204F26	AIR CYLINDER, M/B FLOAT ASSY	2
45	204F31	LH CONVEYOR PRX BACK ASSY	1
46	650872	STRAP, HYD TANK M6AV	2
47	204166	LH HYD MANIFOLD ASSY M6AV	1
48	6502821	PLATE, LEFT MANIFOLD	1
49	6502825	PLATE, RIGHT MANIFOLD	1
50	204F94	MANIFOLD, RH, M6AV	1

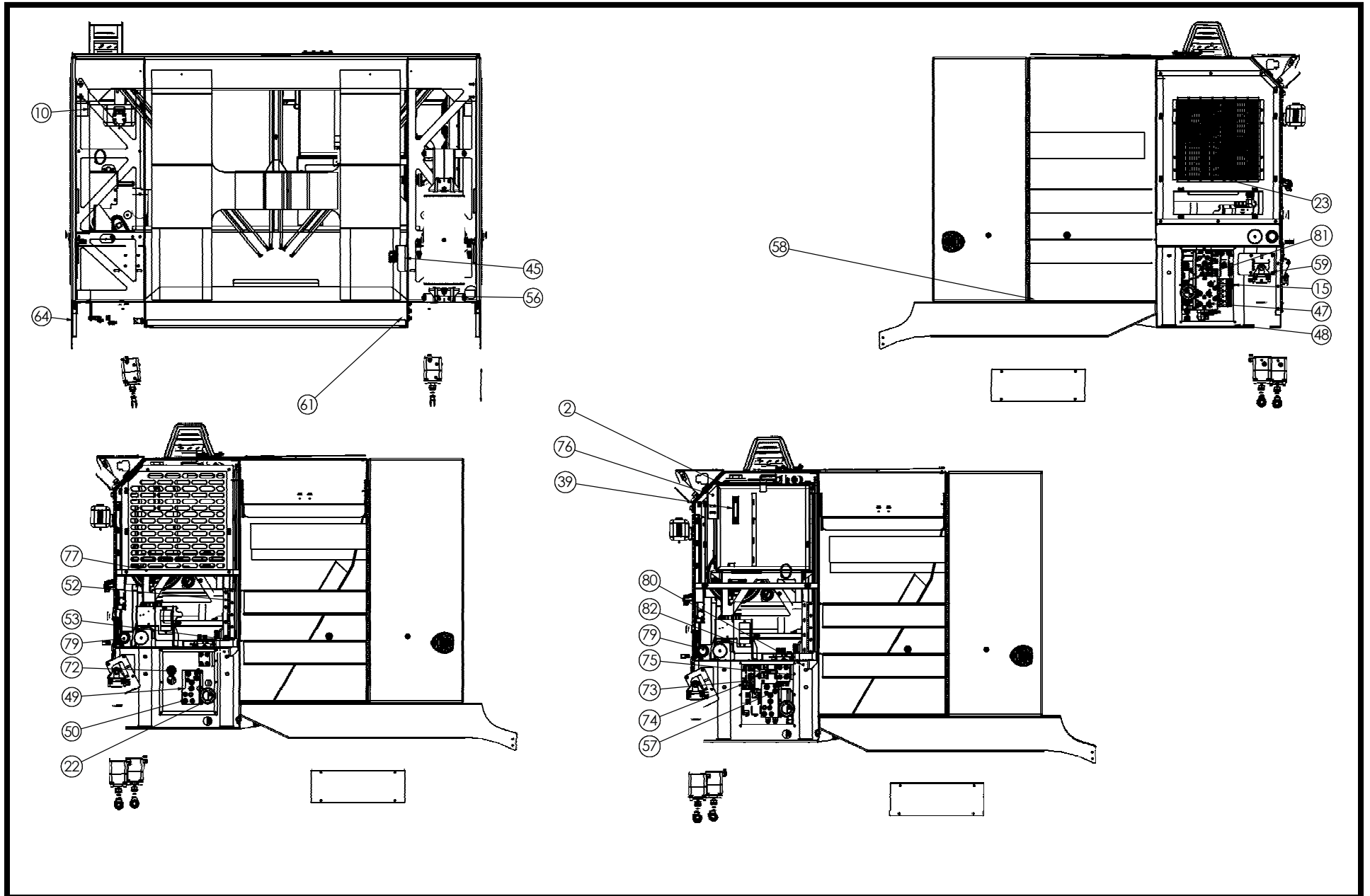
ITEM NO.	PART NUMBER	DESCRIPTION	QTY.
51	204F93	HOFFER HYD MANIFOLD, W/ FIT	1
52	29134	CONTINUOUS HINGE, 12.00	1
53	6502835	DOOR PANEL, RH TRUCK BODY	1
54	300603	GUARD, REAR BEACON	1
55	20828	HOSE CLAMP 4"	2
56	204F51	AIR TANK ASSEMBLY	1
57	6502856	RH MANIFOLD MNT	1
58	44515	RUBBER PAD, WATER TANK M6AV	1
59	64538	COMPUTER BOX ASSEMBLY	1
60	64755	MAT, HYD TANK, RUBBER	1
61	61044	ADAPTER, 1/2" MORFS BULKHEAD	5
62	651032	COOLER COVER WELD	1
63	6502016	OIL COOLER CLEANOUT DOOR	1
64	6503185	BODY PANEL, RIGHT	1
65	6503186	BODY PANEL, RH REAR M6TE	1
66	6503187	BODY PANEL, LEFT	1
67	6503188	BODY PANEL, LH REAR M6TE	1
68	6503272	SPACER, REAR TRUCK BODY DOOR	2
69	6502953	COVER, AIR REGULATOR ENCLOSURE	1
70	651053	WATER MANIFOLD PALTE	1
71	21038-32	3" FLEX HOSE M6AV 32"	32"
72	54982	VALVE, WATER 3/4 NPT	1
73	54377	ADAPTER, BULKHEAD, 3/4" FNPT	1
74	60188	CONNECTOR, 3/4 AIR X 1/2 NPT	1
75	6502855	HOFFER MANIFOLD MNT	1
76	6503485	INTAKE CLAMP BRACKET	1
77	6503319	PANEL, REMOVE, RH, BODY YANMAR	1
78	6503556	STAND OFF, WATER SEP	2
79	20779	LIGHT, LED, 2" RED, SIDE MARKER	4
80	20831	CLAMP, 2 1/2" MUFFLER U-BOLT	1
81	6502857	LH MANIFOLD MNT	1
82	6503419	BRACKET, FUSE BOX	1
83	23361	GROMMET, 2.5" ID, 3.125" OD	1

**ITEMS NOT SHOWN**

ITEM NO.	PART NUMBER	DESCRIPTION	QTY.
84	6501744	RUBBER PAD, FRONT MIDDLE, WTR TNK	1
85	6501743	RUBBER PAD, FRONT ENDS, WTR TNK	2
86	6501765	RUBBER PAD, TIE DOWNS, WTR TNK	2
87	65083	FRONT RUBBER TRUCK BODY GUARD	4
88	20864	CONNECTOR, FEMALE PIN	6
89	25516	20-14 WEATHER PACK SEAL	10
90	41893	PLUG, 1/2" MORFS	1
91	20149	CLAMP, .75" RUBBER LINED	4
92	20831	CLAMP, 2 1/2" MUFFLER U-BOLT	3
93	61951	HARNES, M6CO REAR COMPARTMENT	1
94	23428	BATTERY TERMINAL END +/- SET	1
95	29037	BATTERY, 12VDC, 700 CCA TOP POST	1
96	20140	CLAMP, 1.0" RUBBER LINED	4
97	27349	HOSE, 1" PVC SUCTION	96"
98	64389	HARNES MAIN FOR M6TE	1
99	25947	D-SEAL RUBBER	64"
100	204F54	HOSE KIT, IE M6AV	1
101	28731	PIGTAIL, RED, WHITE, AND BLACK	1
102	26106	BOSCH RELAY, 75AMP D33202-150	1
103	28107	2 PRONG PIGTAIL	1
104	24687	CLAMP, HOSE 3/4 TO 1-3/4	2
105	66339	HARNES, ADAPTER, M6, 14F, YANMAR	1
106	64408	AIR MANIFOLD HARNES	1
107	650241	TUBING, 3/4" NYLON	6FT
108	61019	3/8" MORFS X 3/8" MORB	1
109	61027	ELBOW, 90 3/8 MORFS X 3/8 MORB	1
110	62086	SOL VALVE, 2 WAY DIRECTIONAL S	1
111	62087	COIL, SUN HYDRAULICS 12 VDC	1
112	651171	HOSE, YANMAR ENGINE LOAD	1
113	24041	HOSE CLAMP, 2-5/16 TO 3-1/4	2
114	6502749	BRACKET, WATER FILTER	1
115	54718	BUSHINGS, 3/4 NPT X 1/2 FNPT BRASS	1
116	20972	ELBOW, 90° 1/2 NPT BRASS	1
117	6503786	TUBE, STANDOFF, 1.4" LONG	4
118	6503785	COVER, ECU, YANMAR 14F	1
119	20833	CLAMP, 3-1/2" MUFFLER U BOLT	1

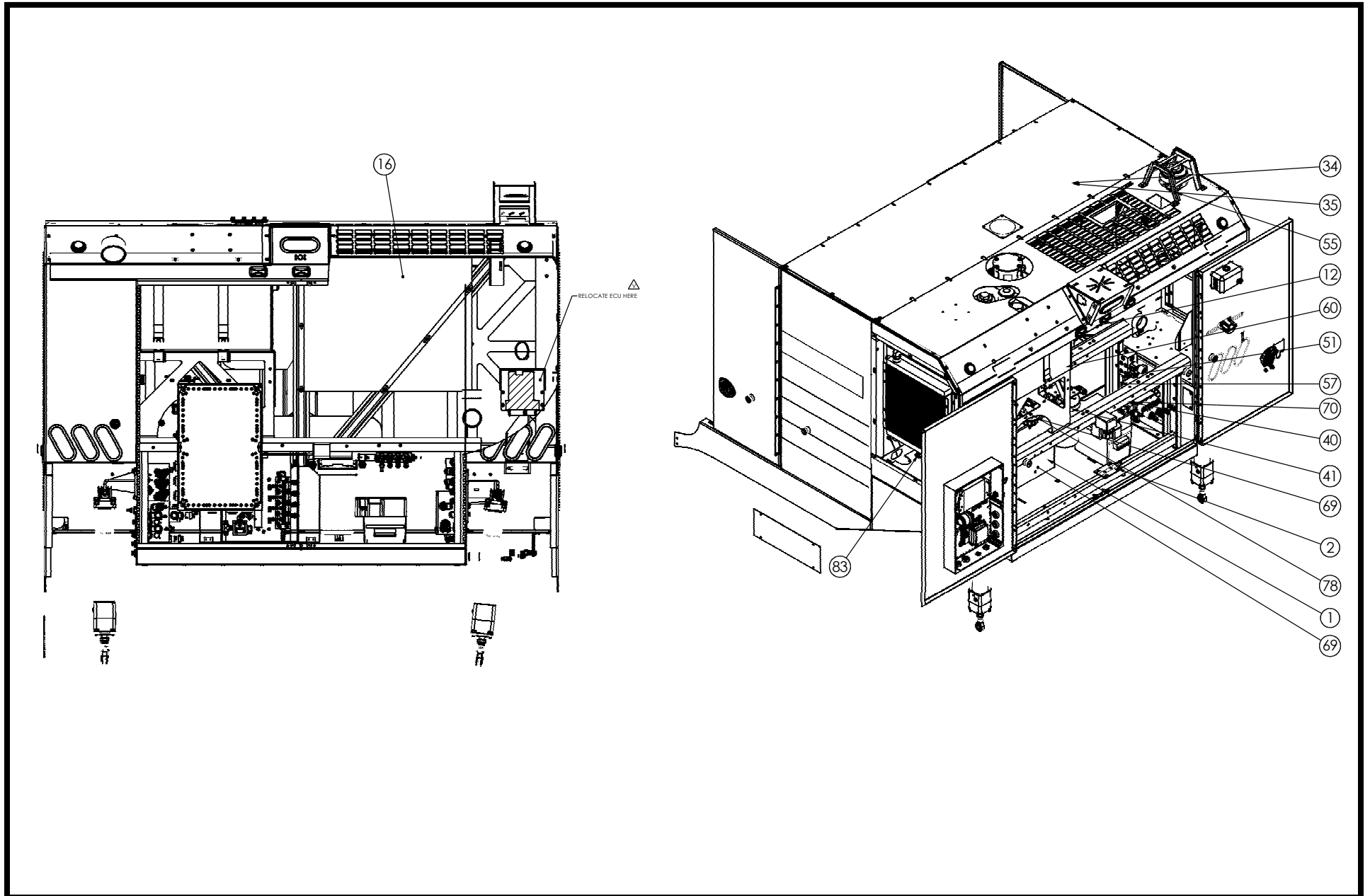
# Section 5 - Body

204M01 - TRUCK BODY, M6AV, YANMAR



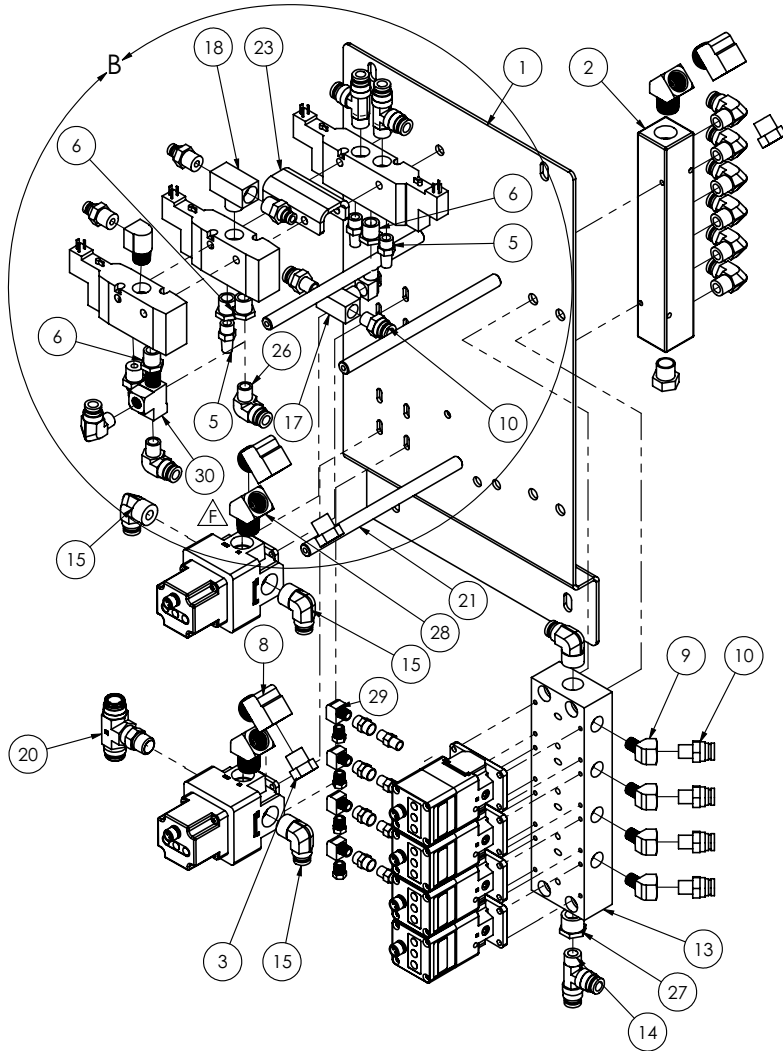
# Section 5 - Body

204M01 - TRUCK BODY, M6AV, YANMAR

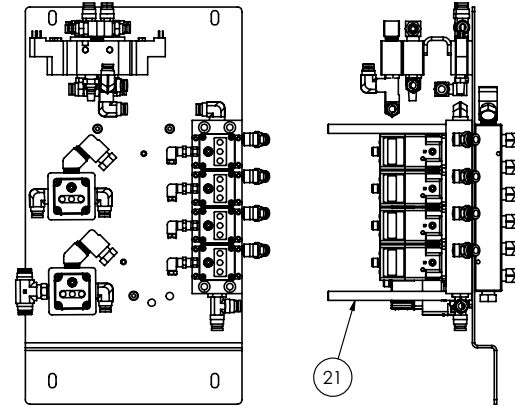


# Section 5 - Body

## 204F62 - AIR RIDE SYSTEM

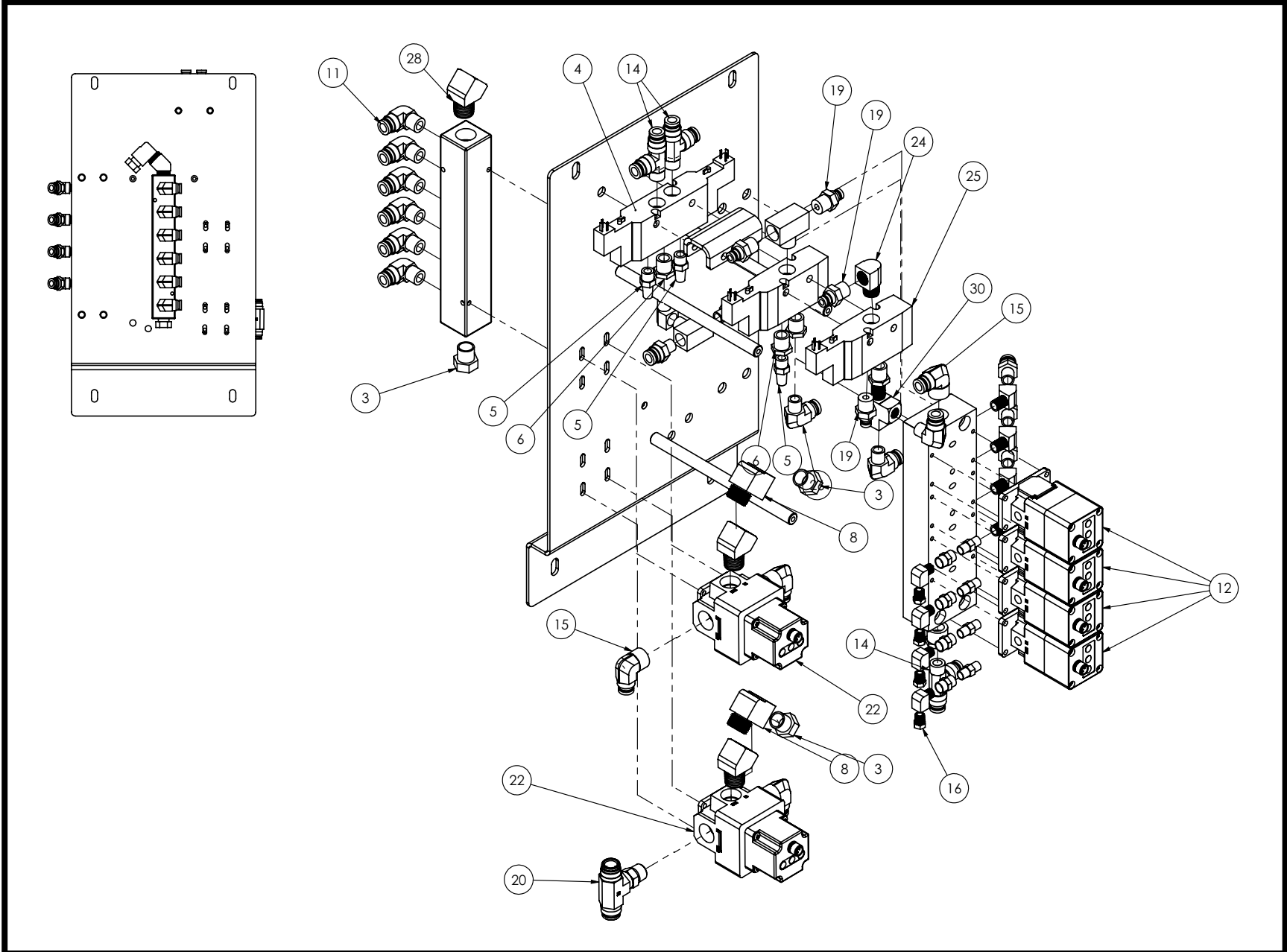


ITEM NO.	PART NUMBER	QTY.	DESCRIPTION
1	6502867	1	MNT PLATE AIR SYSTEM COMPONEN
2	28950	1	MANIFOLD,ALUMINUM AIR EXHAUST
3	28592	4	BREATHER, AIR VENT 1/2 NPT
4	28585	1	VALVE,PNEUMATIC
5	28587	3	VALVE,AIR EXHAUST MUFFLER 1/4 NPT
6	21349	4	BUSHING,3/8 MNPT X 1/4 FNPT BRASS
7	20133	1	ELBOW,90,1/4 MNPT X FNPT
8	20972	3	ELBOW, 90° 1/2 NPT BRASS
9	20143	4	ELBOW, 45, 1/4 NPT STREET BRASS
10	54240	6	ADAPTER,1/4 NPT X 3/8 P2C
11	20656	6	ELBOW,90,3/8 NPT X 3/8 P2C
12	61461	4	ELECTRONIC REGULATOR, SMC ITV1051*
13	61462	1	REGULATOR MANIFOLD, SMC 4 ST
14	20658	3	TEE,RUN,3/8 NPT X 3/8 P2C
15	28978	4	ELBOW,90,1/2 NPT X 3/8 P2C
16	21251	4	1/8" PNEUMATIC MUFFLER
17	20144	1	TEE,1/4 NPT,MALE BRANCH,BRASS
18	29396	1	TEE,3/8 NPT,MALE BRANCH,BRASS
19	28982	4	ADAPTER,3/8 NPT X 1/4 AIR TUBING
20	65316	1	TEE, 3/8 X 3/8 X 1/2MPT P2C
21	6502994	3	ROD, STANDOFF, LEXAN COVER
22	64457	2	IT4000/ITV3000 E/P REGULATOR
23	6502988	1	BRACKET, AIR VALVES
24	20975	1	ELBOW, 3/8 " NPT STREET BRASS
25	64785	2	VALVE,PNEUMATIC
26	28976	3	ELBOW,90,1/4 NPT X 3/8 P2C
27	21344	1	BUSHING,1/2 MNPT X 3/8 FNPT BRASS
28	20947	3	ELBOW, 45° X 1/2 BRASS
29	20142	4	ELBOW, 1/8 STREET BRASS
30	28222	1	1/4 RUN TEE
31	65384	4	NIPPLE, HEX 1/8 NPT
32	20131	4	COUPLING,1/8 NPT BRASS



# Section 5 - Body

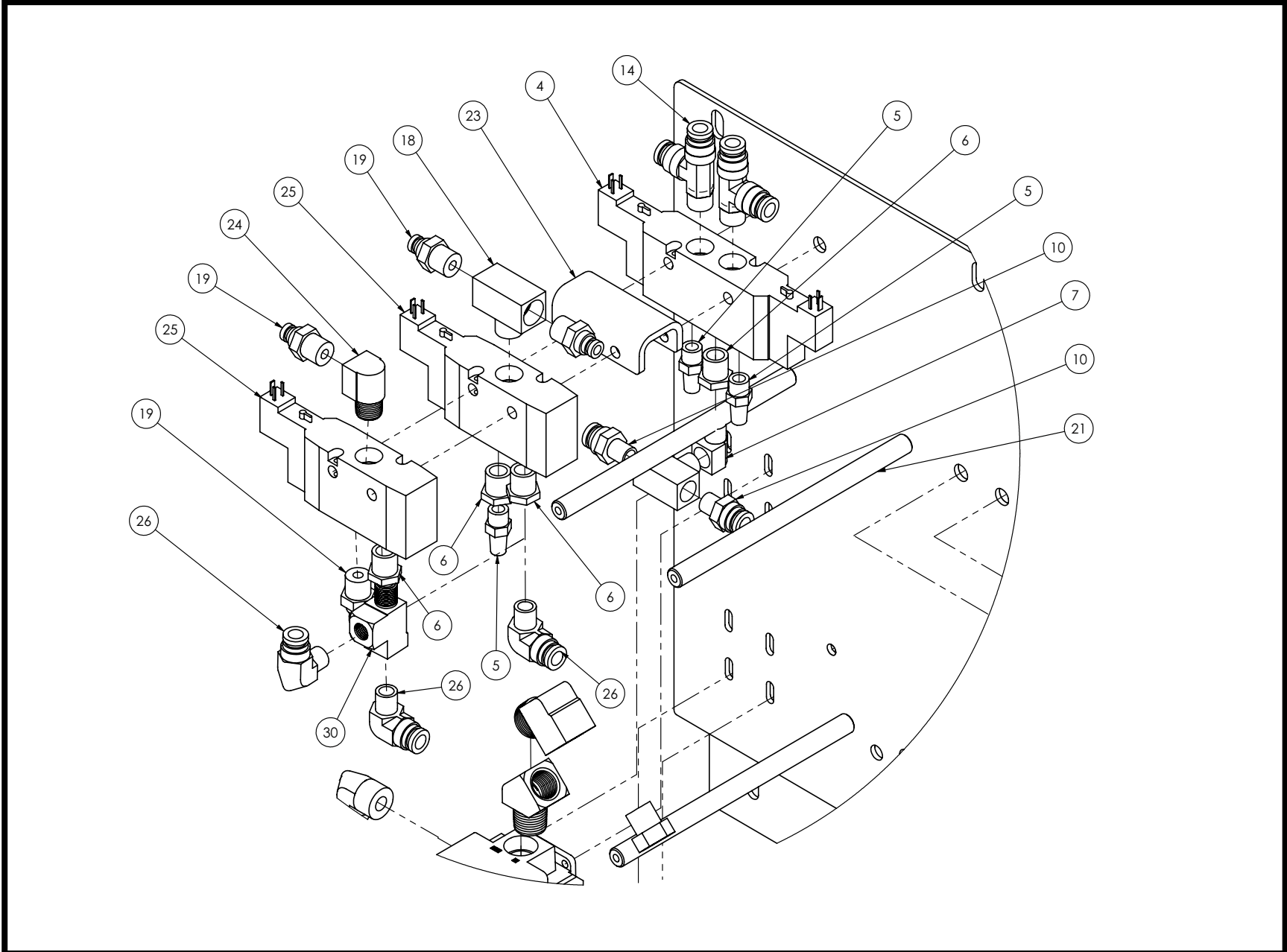
## 204R62 - AIR RIDE SYSTEM





# Section 5 - Body

## 204R62 - AIR RIDE SYSTEM



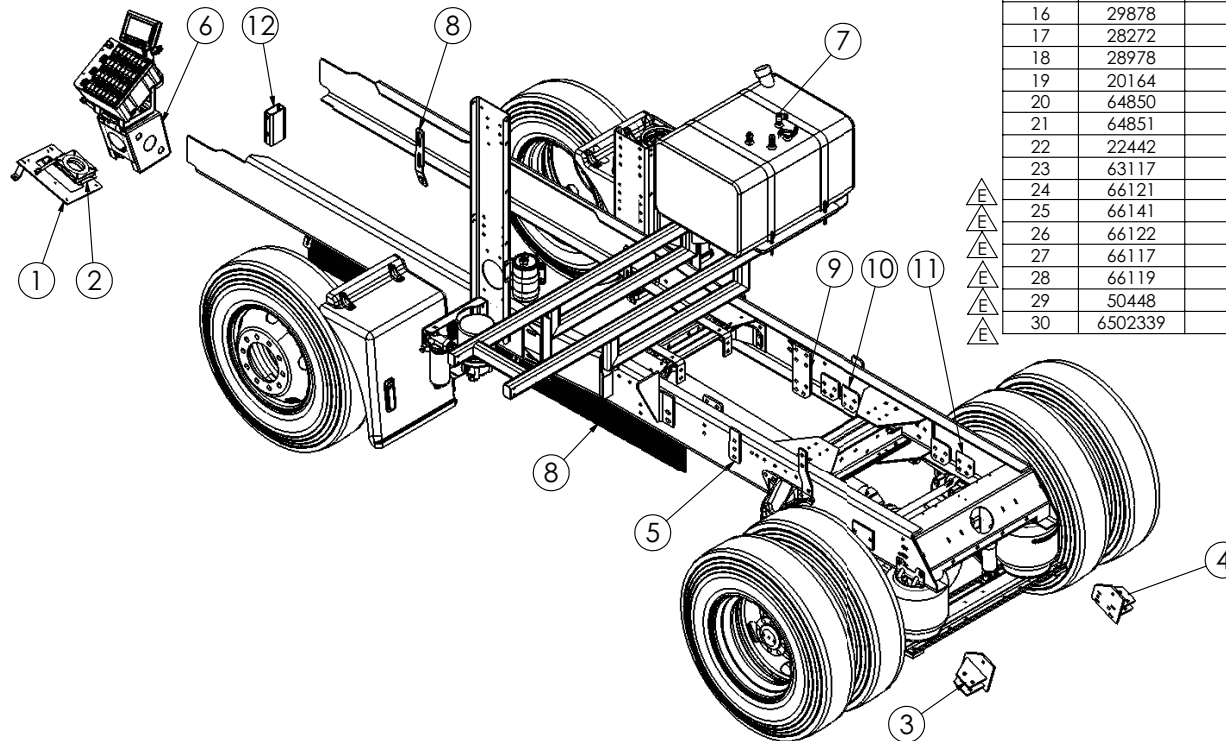
# Section 5 - Body

## 204J56 - TRUCK KIT, AUTOCAR

ITEM NO.	PART NUMBER	Default/QTY.	DESCRIPTION
1	524586	1	WELD, CONSOLE MNT, A-CAR, A7
2	6502146	1	MOUNT PLATE CONSOLE, M6CO
3	650858	1	AIR BAG STOP, M6, LH, AUTOCA
4	650859	1	AIR BAG STOP, RH, M6, AUTOCAR
5	6502069	2	BRACKET, SPACER SWEEPER FRAME
6	64914	1	STD CONSOLE, M6AV TE
7	204J53	1	FUEL TANK INSTALL M6AV A-CAR
8	204M76	1	INSTALL, CNTR DVIDER, M6SE A-CAR
9	6503268	2	M6 MID TIE PLATE 1/2", FL M2
10	6503267	6	M6 MID TIE SPACER 3/8", FL M2
11	6503266	2	M6 MID TIE SPACER 12GA, FL M2
12	6502721	2	TUBE, AIR BAG STOP, M6, A-CAR

ITEMS NOT SHOWN

ITEM NO.	PART NUMBER	Default/QTY.	DESCRIPTION
13	64597	1	CONNECTOR, 6WAY RECEPTACLE, RW
14	64614	1	WEDGELOCK, DT, 6POS, RECPT
15	28439	1	GAUGE, TILT
16	29878	10	SHEATHING, 3" NYLON W/ VELCRO
17	28272	1	BREAKER, 80 AMP
18	28978	1	ELBOW, 90, 1/2 NPT X 3/8 P2C
19	20164	1	UNION, 1/2 COMPRESSION
20	64850	1	HARNESS CONSOLE EXTENSION
21	64851	1	HARNESS BATTERY, CABOVER
22	22442	1	UNION, 3/8 AIRBRAKE
23	63117	1	SENDER, FUEL 16T 33-246 OHMS
24	66121	4	HUCK BOLT, .75 X GR 5.25-5.62
25	66141	10	HUCK BOLT, .75 X GR 2.00 - 2.37
26	66122	2	HUCK BOLT, .75 X GR 2.25 - 2.62
27	66117	4	HUCK BOLT, .75 X GR 1.10 - 1.37
28	66119	20	HUCK COLLAR, 3/4 BOBTAIL
29	50448	1	LICENSE PLATE TAG
30	6502339	1	PLATE, BULKHEAD, UD M6000

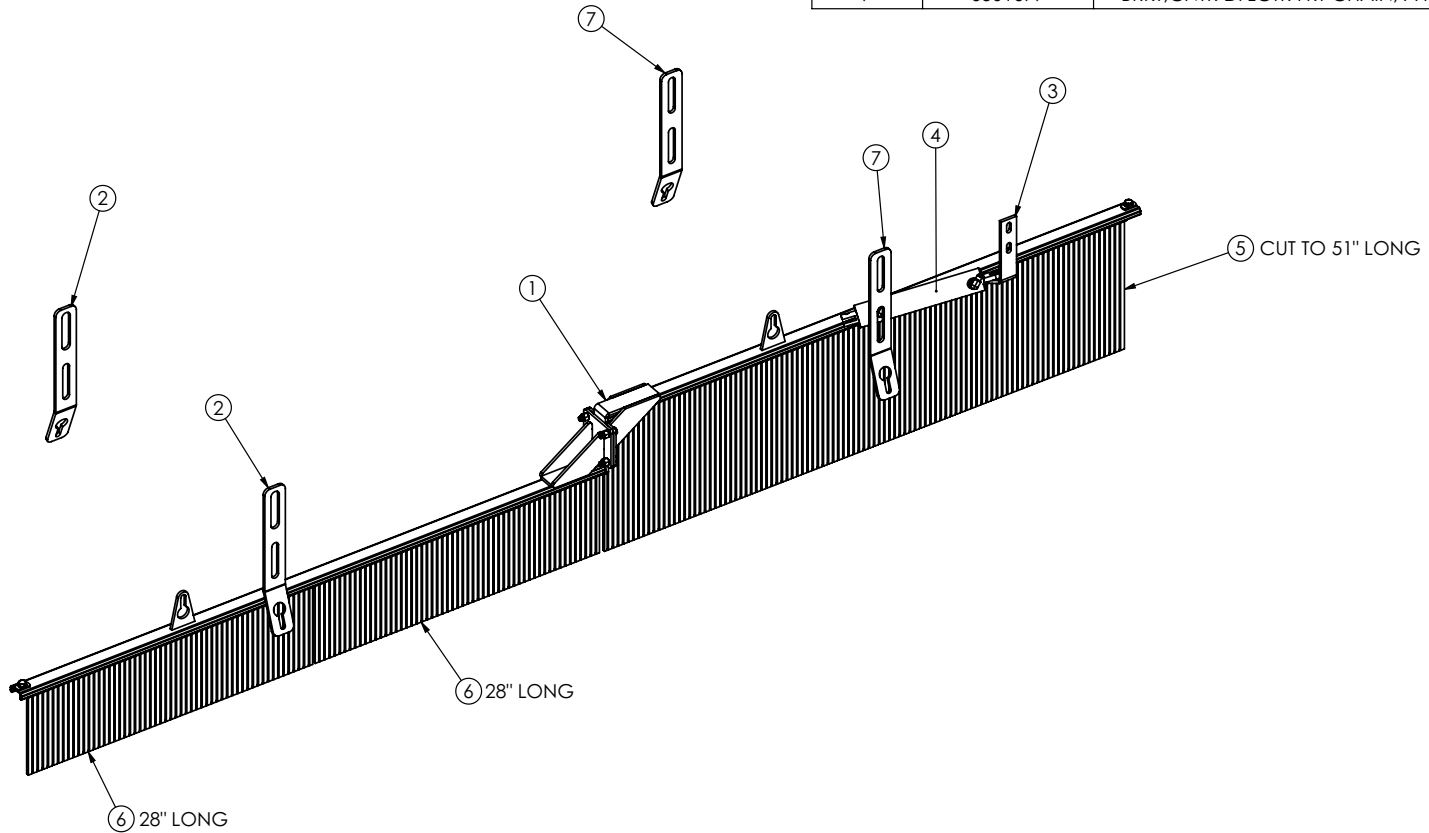


△  
△  
△  
△  
△  
△  
△

# Section 5 - Body

## 204M76 - CENTER DIVIDER MOUNT, AUTOCAR

ITEM NO.	PART NUMBER	DESCRIPTION	QTY.
1	204M75	ASSY MNT CNTR DIVIDER M6 2015	1
2	6503100	BRKT,CNTR DFLCTR FRT CHAIN MOU	2
3	6502881	BRKT, CYL MNT, CENTER DEFL	1
4	203D15	HYDRAULIC CYLINDER CENTER DFLCTR ASSY	1
5	64241	BROOM, STRIP 3/4 X 13.5 X 84	1
6	64468	BROOM, STRIP 3/4 X 8.5 X 28	2
7	6501677	BRKT,CNTR DFLCTR FRT CHAIN, A4	2



## Section 5 - Body

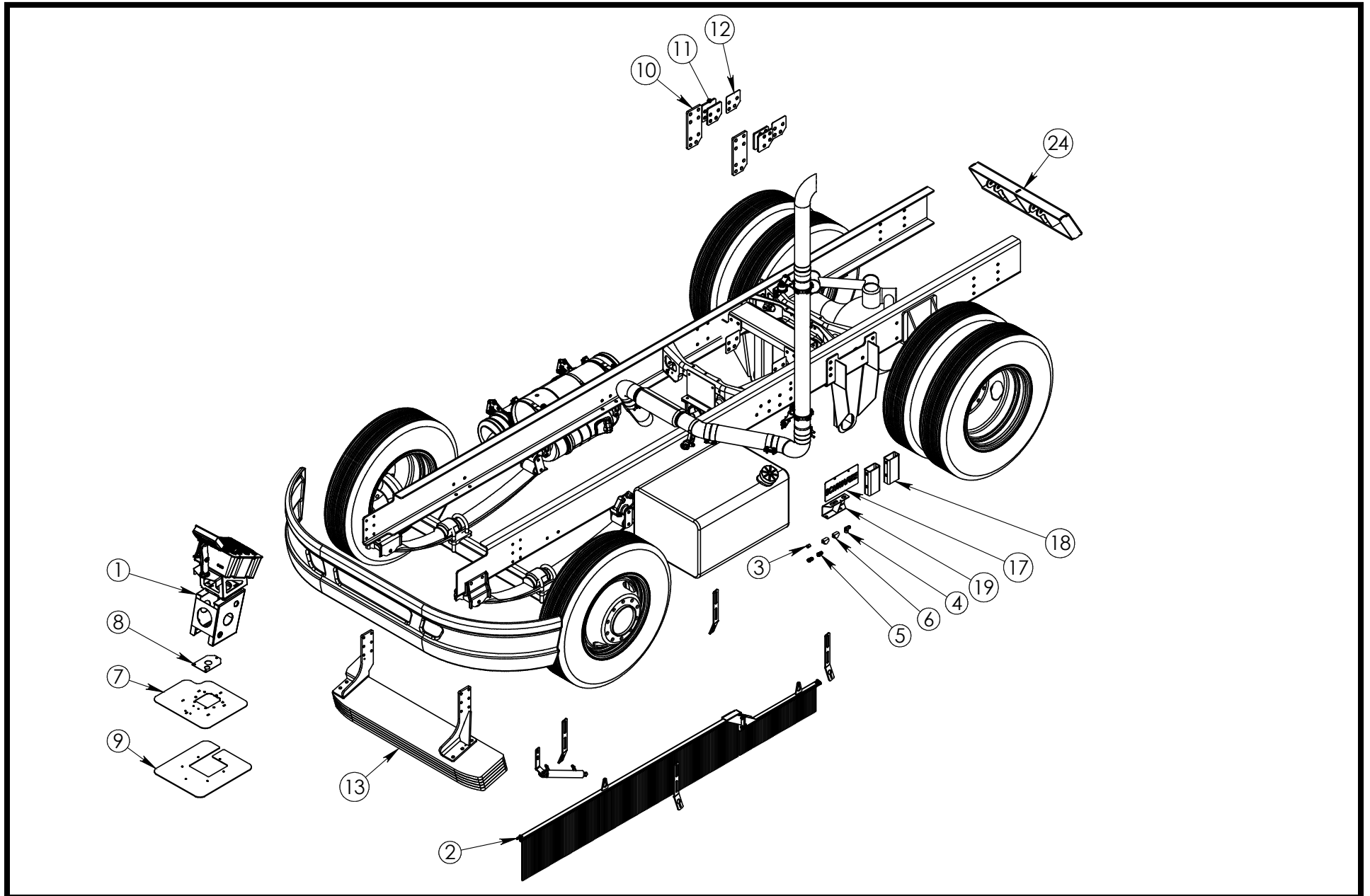
### 204J62 - TRUCK KIT, IH

ITEM NO.	PART NO.	QTY.	DESCRIPTION
1	64914	1	STD CONSOLE, M6 TE CAN
2	204E71	1	INSTALL,CENTER DIVIDER,M6AV M2
3	21349	3	BUSHING,3/8 MNPT X 1/4 FNPT BR
4	28978	1	ELBOW,90,1/2 NPT X 3/8 P2C
5	20059	2	1/2" NYLON X 3/8 MPT CONN. AIR
6	21526	2	3/8" BRASS TEE
7	525045	1	CONSOLE PLATE WELD M2
8	6502339	1	PLATE, BULKHEAD, UD M6000
9	5221430	1	UNDERCAB CONSOLE SUPPORT M2
10	6503268	2	M6 MID TIE PLATE 1/2", FL M2
11	6503267	4	M6 MID TIE SPACER 3/8", FL M2
12	6503266	4	M6 MID TIE SPACER 12GA, FL M2
13	204D49	1	ASSY, IH M6 COUNTERWEIGHT, 201
14	64597	1	CONN, RECEPT, DT, 6-POS
15	64614	1	TPA, RECPT, DT, 6-POS
16	28439	1	GAUGE, TILT
17	50448	1	LICENSE PLATE TAG
18	6502721	2	TUBE, AIR BAG STOP, M6, A-CAR
19	525450	1	WELD, BRACKET, AIR TANK LRG A7
20	29878	14 FT	SHEATHING, 3" NYLON WITH VELCRO
21	64653	1	BATTERY HARNESS M6AV
22	64521	1	CONSOLE PLATE WELD M2
23	28272	1	BREAKER, 80 AMP
24	651126	1	WELD, REAR CROSSMEMBER PB/KW

\* COMPONENTS NOT SHOWN

# Section 5 - Body

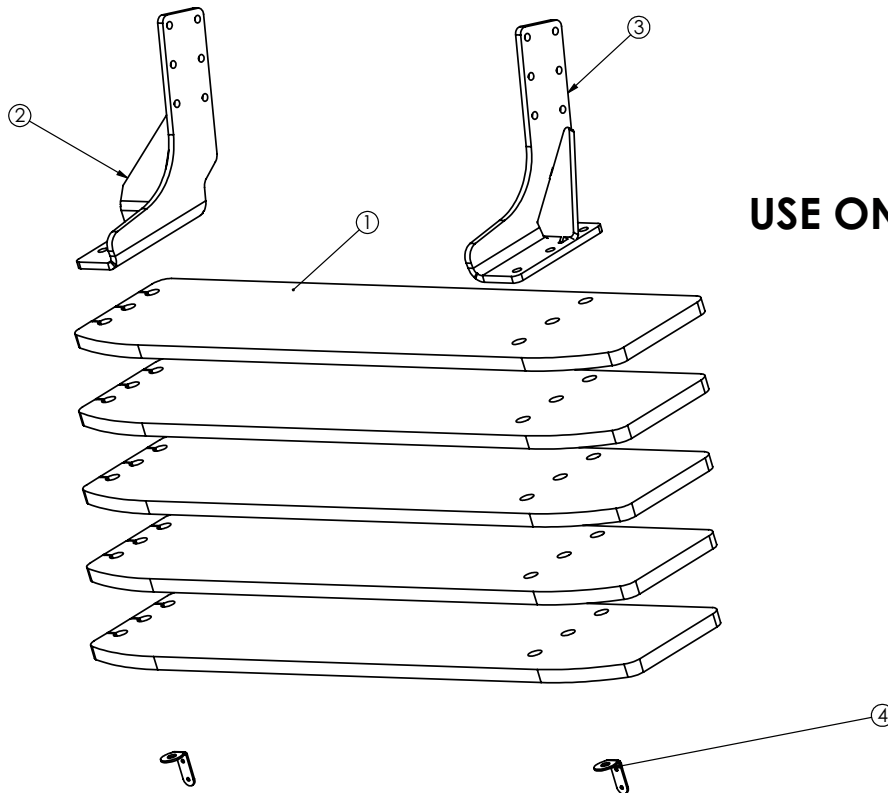
204J62 - TRUCK KIT, IH



# Section 5 - Body

## 204D49 - COUNTERWEIGHT, M2

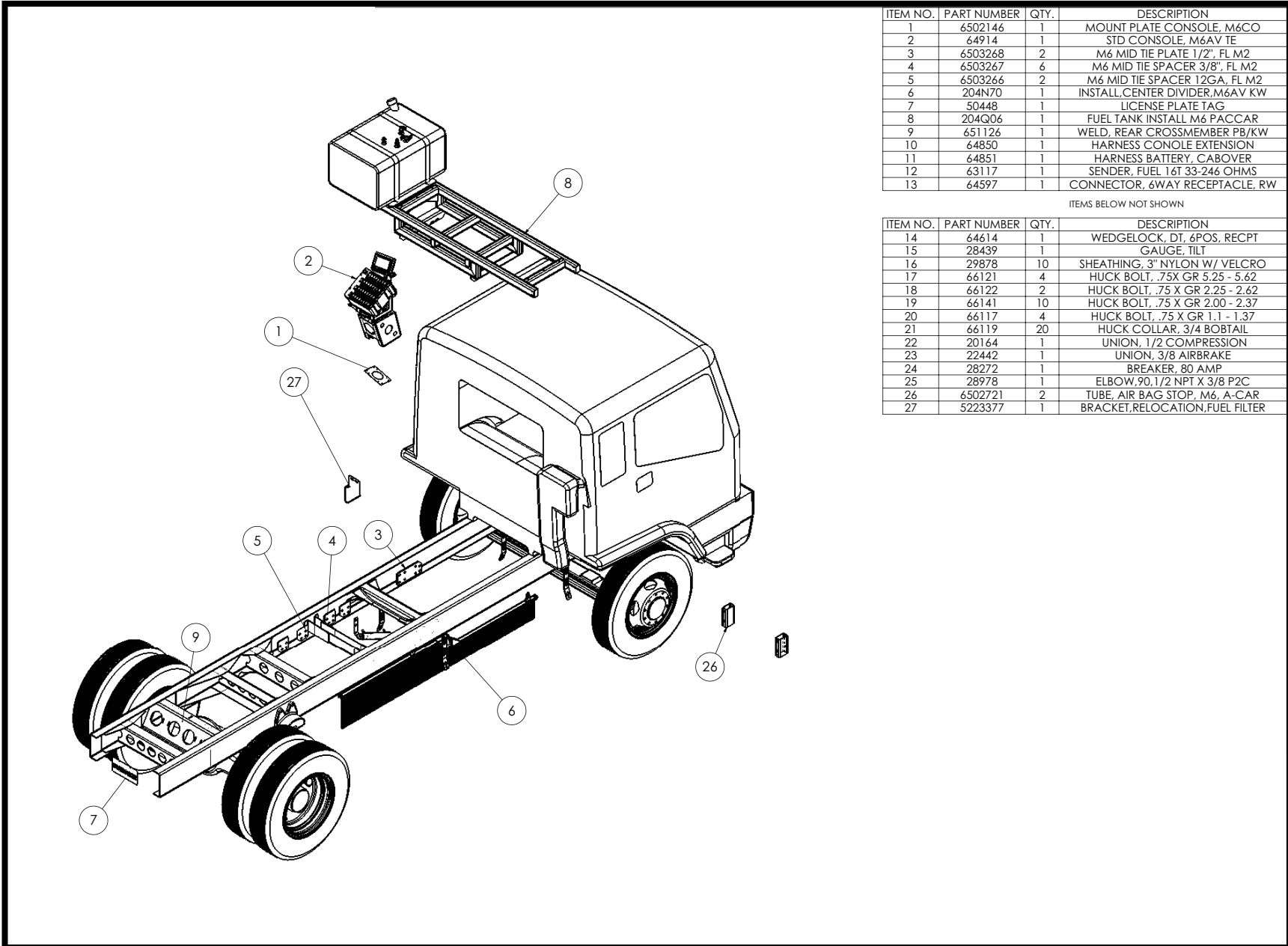
ITEM NO.	PART NUMBER	QTY.	DESCRIPTION
1	6502391	5	C'WT,HORIZ,BOT,M6,IH
2	651228	1	WELD, BKT FRNT BMPR, BRCE, LH
3	651229	1	WELD, BKT FRNT BMPR, BRCE, RH
4	T-1361	2	SPRAY BAR BRACKET



**USE ONLY GRADE-8 BOLTS AND NUTS**

# Section 5 - Body

## 204L03 - TRUCK KIT PACCAR



ITEM NO.	PART NUMBER	QTY.	DESCRIPTION
1	6502146	1	MOUNT PLATE CONSOLE, M6CO
2	64914	1	STD CONSOLE, M6AV TE
3	6503268	2	M6 MID TIE PLATE 1/2", FL M2
4	6503267	6	M6 MID TIE SPACER 3/8", FL M2
5	6503266	2	M6 MID TIE SPACER 1/2GA, FL M2
6	204N70	1	INSTALL_CENTER DIVIDER, M6AV KW
7	50448	1	LICENSE PLATE TAG
8	204Q06	1	FUEL TANK INSTALL M6 PACCAR
9	651126	1	WELD, REAR CROSSMEMBER PB/KW
10	64850	1	HARNESS CONSOLE EXTENSION
11	64851	1	HARNESS BATTERY, CABOVER
12	63117	1	SENDER, FUEL 1&T 33-246 OHMS
13	64597	1	CONNECTOR, 6WAY RECEPTACLE, RW

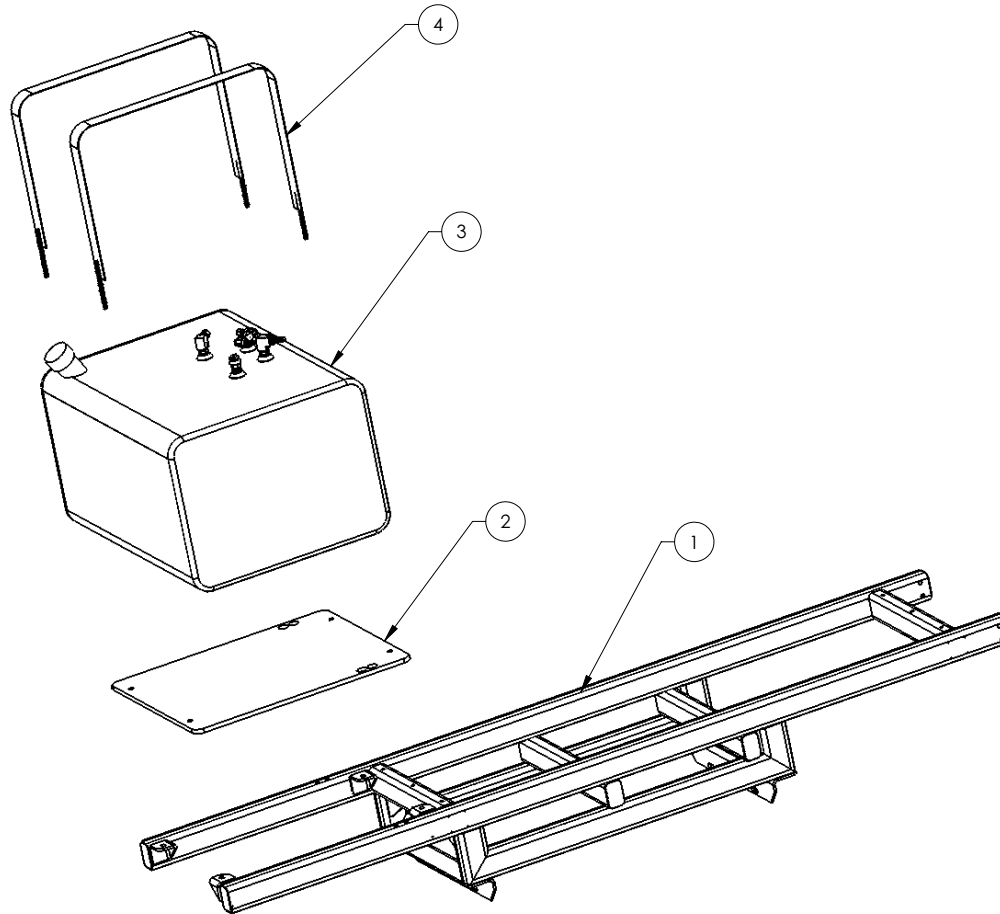
ITEMS BELOW NOT SHOWN

ITEM NO.	PART NUMBER	QTY.	DESCRIPTION
14	64614	1	WEDGELOCK, DT, 6POS, RECPT
15	28439	1	GAUGE, TILT
16	29878	10	SHEATHING, 3" NYLON W/ VELCRO
17	66121	4	HUCK BOLT, .75X GR 5.25 - 5.62
18	66122	2	HUCK BOLT, .75 X GR 2.25 - 2.62
19	66141	10	HUCK BOLT, .75 X GR 2.00 - 2.37
20	66117	4	HUCK BOLT, .75 X GR 1.1 - 1.37
21	66119	20	HUCK COLLAR, 3/4 BOBTAIL
22	20164	1	UNION, 1/2 COMPRESSION
23	22442	1	UNION, 3/8 AIRBRAKE
24	28272	1	BREAKER, 80 AMP
25	28978	1	ELBOW, 90, 1/2 NPT X 3/8 P2C
26	6502721	2	TUBE, AIR BAG STOP, M6, A-CAR
27	5223377	1	BRACKET, RELOCATION, FUEL FILTER

# Section 5 - Body

## 204Q06 - FUEL TANK MOUNT PACCAR

ITEM NO.	PART NUMBER	DESCRIPTION	QTY.
1	651181	WELD, FRM, WTR RES MNT PACCAR	1
2	6501663	PLATE, PLASTIC FUEL TANK MOUNT, CABOVER	1
3	203E22	FUEL TANK ASSY CABOVER	1
4	650252	STRAP, TIE DOWN, HYD RES	2





# Section 5 - Body

## 204T07 - TRUCK BODY, CUMMINS

ITEM NO.	PART NUMBER	DESCRIPTION	QTY.
1	651202	TRUCK BODY, M6, CUMMINS	1
2	29138	T-HANDLE LATCH	5
3	6501403	PLATE, WATER BOX BODY COVER	1
4	6501219	SENSOR ACCESS HOLE COVER	1
5	650451	WATER TANK CONSTRAINT	2
6	29133	SS PIANO HINGE 2 1/2 X 48	192 in
7	29148	BUMPER, RUBBER HOLLOW STEM	4
8	55307	LIGHT, LICENSE PLATE M6000	1
9	23382	BATTERY BOX, 13" X 7" X 9"	1
10	29037	BATTERY, 12VDC 700 CCA TOP POST	1
11	6503801	PLT, HEAT SHIELD, M6TE CUMMINS	1
12	23242	BRKT, LICENSE PLATE	1
13	6501448	DOOR, LH SIDE, FRONT OPEN	1
14	6501449	DOOR, RH SIDE, FRONT OPEN	1
15	204F61	HYDRAULIC OIL COOLER ASSY, M6	1
16	23136	GROMMET, 2" MARKER LIGHT	4
17	20779	LIGHT, LED, 2" RED, SIDE MARKR	4
18	25114	REFLECTOR, RED	2
19	28737	GROMMET, RUBBER MDL15	3
20	28736	LAMP, MDL15	3
21	55625	LIGHT, 6.5" WIDE, RED LED	3
22	61541	LED PAR 36 FLOOD LIGHT	2
23	60800	LIGHT, 6.5" LED BACKUP LIGHT	2
24	54209	LIGHT, 6.5" WIDE, AMBER, LED	2
25	21456	SIGN, TRIANGLE WARNING	1
26	59875	GROMMET, OVAL 6"	7
27	204F21	WATER MANIFOLD ASSY, M6AV	1
28	651053	WATER MANIFOLD PALTE	1
29	204F23	WATER FILTER ASSY, M6AV	1
30	54982	VALVE, WATER 3/4 NPT	1
31	204F26	AIR CYLINDER, M/B FLOAT ASSY	2
32	204F31	LH CONVEYOR PRX BACK ASSY	1
33	23361	GROMMET, 2.5" ID, 3.125" OD	1
34	204f66	LH HYD MANIFOLD ASSY M6AV	1
35	6502821	PLATE, LEFT MANIFOLD	1
36	6502825	PLATE, RIGHT MANIFOLD	1
37	204F94	MANIFOLD, RH, M6AV	1
38	204F93	HOPPER HYD MANIFOLD, W/ FIT	1
39	6502855	HOPPER MANIFOLD MNT	1
40	204F51	AIR TANK ASSEMBLY	1
41	6502856	RH MANIFOLD MNT	1
42	6502857	LH MANIFOLD MNT	1
43	64515	RUBBER PAD, WATER TANK M6AV	1
44	64538	COMPUTER BOX ASSEMBLY	1
45	204F22	WATER PUMP ASSY, M6AV	1
46	6503185	BODY PANEL, RIGHT	1
47	6503187	BODY PANEL, LEFT	1
48	6502980	BRACKET, LEXAN CLAMPS	2
49	6501764	RUBBER PAD, FRONT MIDDLE, WTR TNK	1
50	6501763	RUBBER PAD, FRONT ENDS, WTR TNK	2

ITEM NO.	PART NUMBER	DESCRIPTION	QTY.
51	6503556	STAND OFF, WATER SEP	2
52	204T00	M6AV AIR SYSTEM, CUMMINS	1
53	67262	COVER, AIR REGULATOR ENCLOSURE	1
54	651206	HYD TANK STAND, CUMMINS M6	1
55	67277	HYD TANK RBBR PAD, 3/8", CMMNS	1
56	204T08	HYD TANK ASSY, M6, CUMMINS	1
57	6503709	PIANO HINGE, DOOR AIR COMP	1
58	651207	WELD, DOOR, AIR COMP, CUMMINS	1
59	20832	CLAMP, 3" MUFFLER	1
60	61019	3/8" MORFS X 3/8" MORB	1
61	61027	ELBOW, 90 3/8 MORFS X 3/8 MORB	1
62	62086	SOL VALVE, 2 WAY DIRECTIONAL S	1
63	22974	GROMMET, 2" UNISEAL	2
64	61044	ADAPTER, 1/2" MORFS BULKHEAD	5
65	651208	WELD, PANEL, ROOF, REAR, CUMNS	1
66	651209	WELD, COVER PLT, LH, R BEACN,	3
67	651210	WELD, COVER PLT, RH, R BEACN,	3
68	6503724	BRKT, FUEL FILTER, CUMMINS 2.8	1
69	651213	STRAP, HYD TANK M6AV	1
70	24056	LATCH	1
71	6503728	CVR, ECU CUMMINS 2.8 T4F	1
72	6503750	PLATE, HYD. FLUID ACCESS	1
73	651221	GUARD, PRE-CLEANER, CUMMINS	1
74	6503764	DOOR, RH TRUCK BODY	1
75	6503765	DOOR, LH TRUCK BODY	1
76	651257	WLDMNT COOLER CVR	1
77	6503874	HINGE SS COOLER ACCESS NRW	1
78	6503822	ACCESS DOOR OIL COOLER NEW STY	1
79	6503736	BODY PANEL RH REAR CUMMINS	1
80	651218	RH REAR BROOM AIR SUSP MOUNT,	1
81	651219	BRCKT, RADIATOR FLAP, CUMMINS	1
82	651220	FLANGE TUBE, PRECLEANER	1
83	6503735	BODY PANEL LH REAR CUMMINS	1
84	5223641	BRACKET, OIL FILTER, CUMMINS	1
85	651217	LH REAR BROOM AIR SUSP MOUNT,	1
86	6503748	PLATE, RADIATOR ACCESS	1
87	6503711	TRUCK BODY COVER, M6, CUMMINS	1
88	6503749	PLATE, OIL FILL ACCESS	1
89	651226	WELD, TOP BKT, AIR REG, M6TE	1
90	651227	WELD, BTM BKT, AIR REG, M6TE	1
91	6503683	STANDOFF, REG COVER, CUMMINS	4
92	66151	BUMPER, DOOR HOLD BACK	4
93	65083	FRONT RUBBER TRUCK BODY GUARD	4
94	26752	ELBOW, RUBBER, 3"X3"X90°	2
95	67622	RBR 4"X3" INLINE REDUCER	1
96	6503272	SPACER, REAR TRUCK BODY DOOR	2
97	23402	GROMMET 1.5" ID X 2.125" OD	1
98	27538	4" FLEX HOSE M6AV 32"	1
99	26237	SY-KLONE PRECLEANER 9001 DLS	1
100	204U84	INSTALL CUMM 2.8TE M6	1

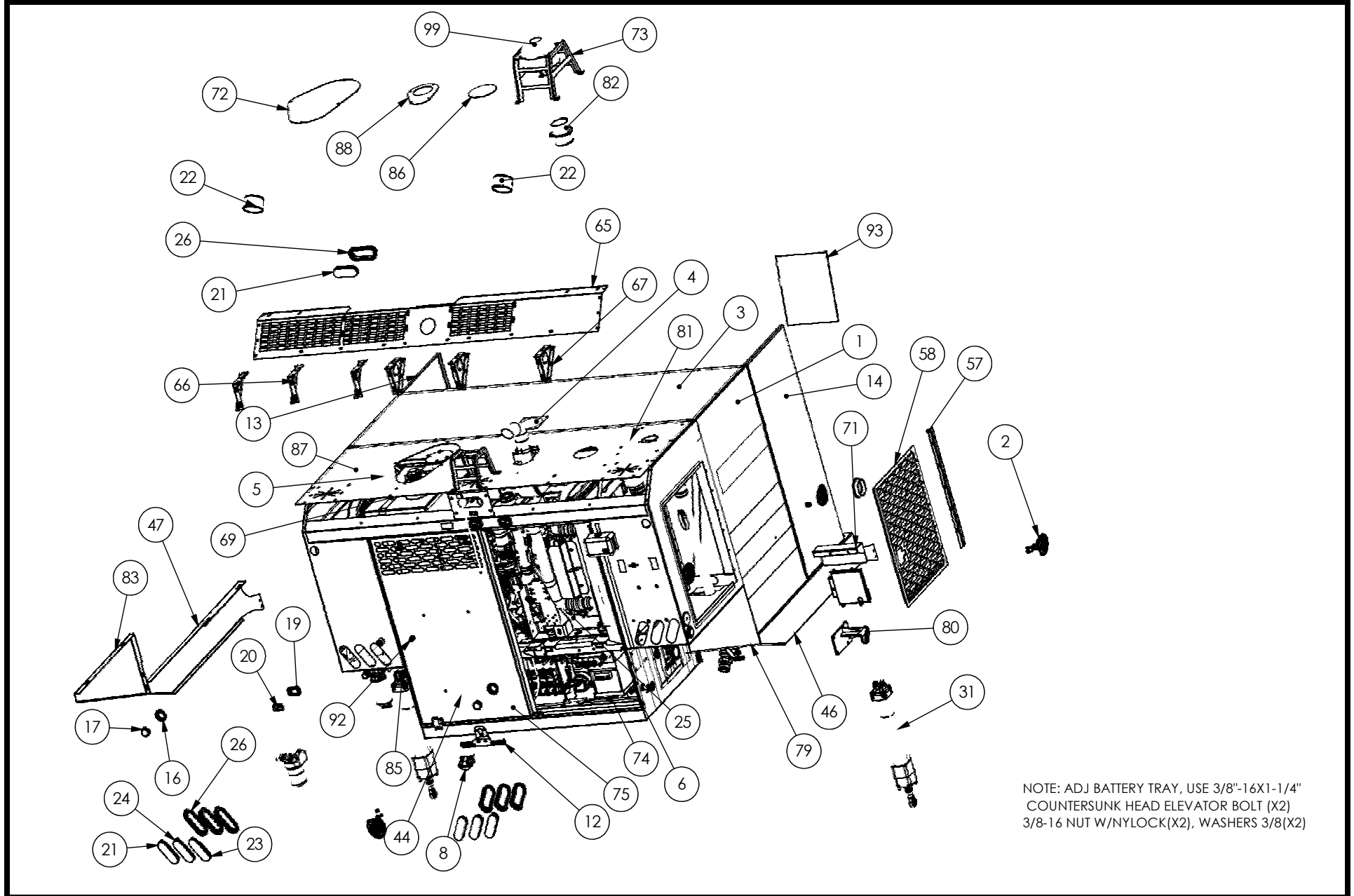
ITEM NO.	PART NUMBER	DESCRIPTION	QTY.
101	20831	CLAMP, 2 1/2" MUFFLER U-BOLT	4
102	67478	AIR CLEANER ASM, AH19260	1
103	20828	HOSE CLAMP 4"	5

### ITEMS BELOW NOT SHOWN

ITEM NO.	PART NUMBER	DESCRIPTION	QTY.
104	67519	RADIATOR FLAP KIT	1
105	24041	HOSE CLAMP, 2-5/16 TO 3-1/4	2
106	20149	CLAMP, .75" RUBBER LINED	4
107	6501765	RUBBER PAD, TIE DOWNS, WTR TNK	2
108	20897	1/4" COUPLING, BRASS	2
109	20864	CONNECTOR, FEMALE PIN	6
110	25516	20-14 WEATHER PACK SEAL	10
111	61893	PLUG, 1/2" MORFS	1
112	20140	CLAMP, 1.0" RUBBER LINED	4
113	54377	ADAPTER, BULKHEAD, 3/4" FNPT	1
114	60188	CONNECTOR, 3/4 AIR X 1/2 NPT	1
115	61951	HARNESS, M6CO REAR COMPARTMENT	1
116	23428	BATTERY TERMINAL END +/- SET	2
117	54718	BUSHING, 3/4 MNPT X 1/2 FNPT, BRASS	1
118	20972	ELBOW, 90° 1/2 NPT BRASS	1
119	62087	COIL, SUN HYDRAULICS 12 VDC	1
120	204U11	HOSE KIT, M6TE CUMMINS	1
123	67534	ADAPTER HARNESS, M6 CUMMINS	1
122	67345	MOUNT, SADDLE, TWO-WAY, 1/4" STUD	5
123	65787	RIVNUT, 1/4-20 .027-.165 MAT	10
124	66408	HARNESS, AIR MANIFOLD	1
125	66397	FILTER, PNEUMATIC, ASSY	1
126	525716	LIMB GUARD, BEACON	1
127	64389	HARNESS MAIN M6TE	1
131	26240	40R375 REDUCING INSERT 4 TO 3.75	1
130	64518	RH, BODY WIRE HARNESS	1
131	64519	LH, BODY WIRE HARNESS	1
132	28107	2 PRONG PIGTAIL	1
133	28731	PIGTAIL, RED, WHITE, & BLACK	1
134	67645	CLAMP, INTAKE, CUMMINS 2.8	1
135	67740	ECU, ISOLATOR	4
136	60813	4-1/2" T-BOLT CLAMP	3

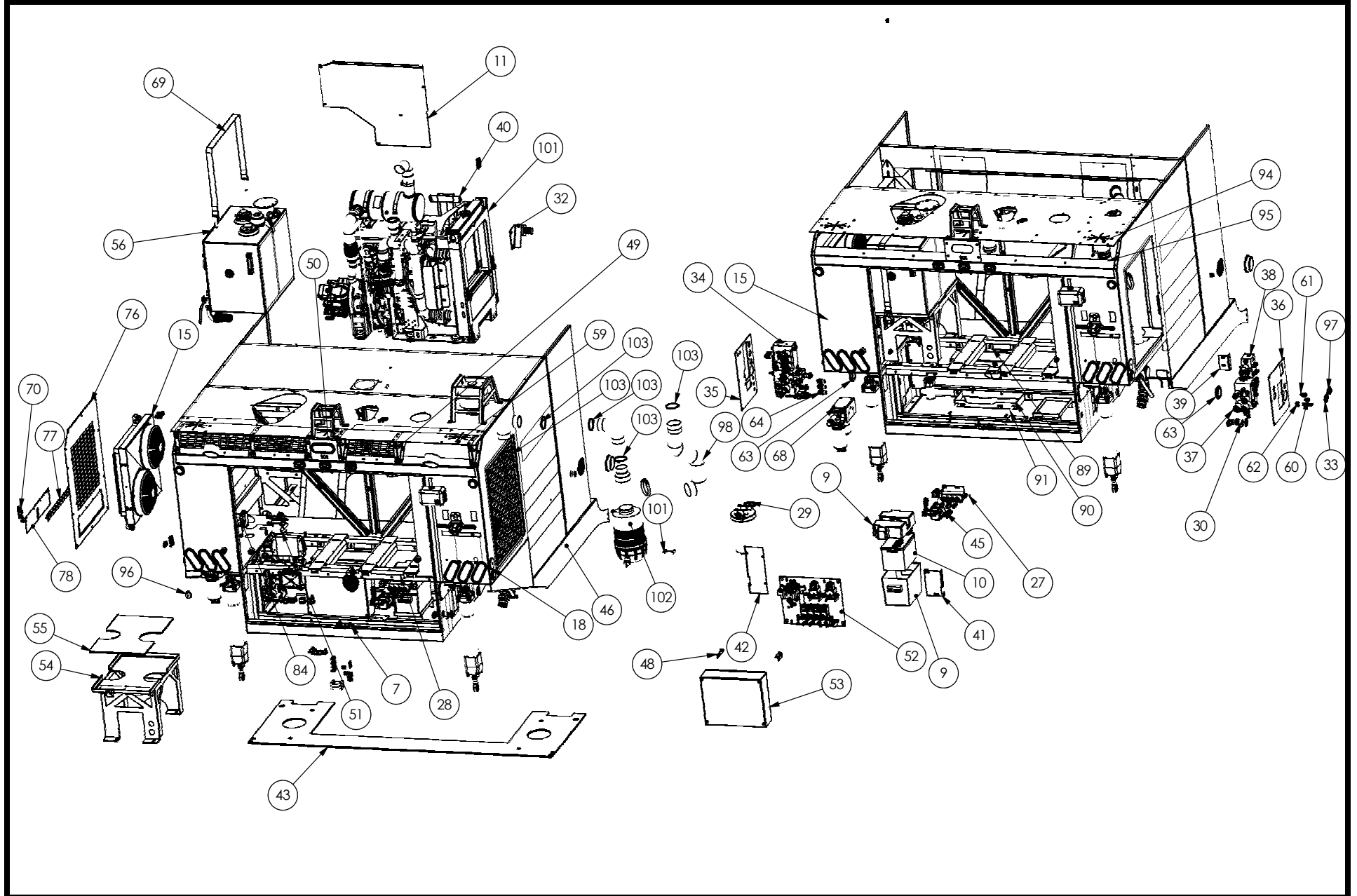
# Section 5 - Body

## 204T07 - TRUCK BODY, CUMMINS



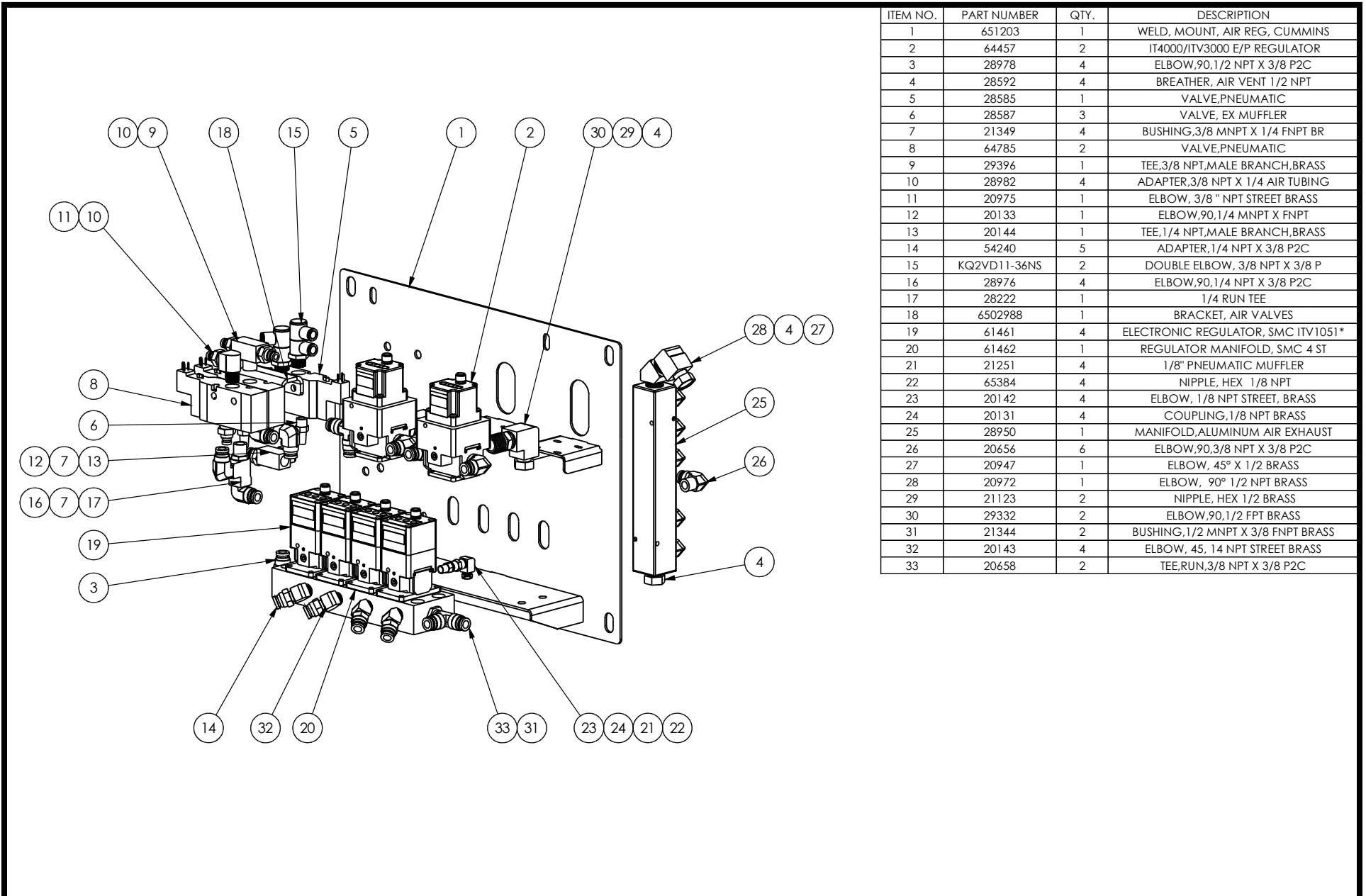
# Section 5 - Body

## 204T07 - TRUCK BODY, CUMMINS



# Section 5 - Body

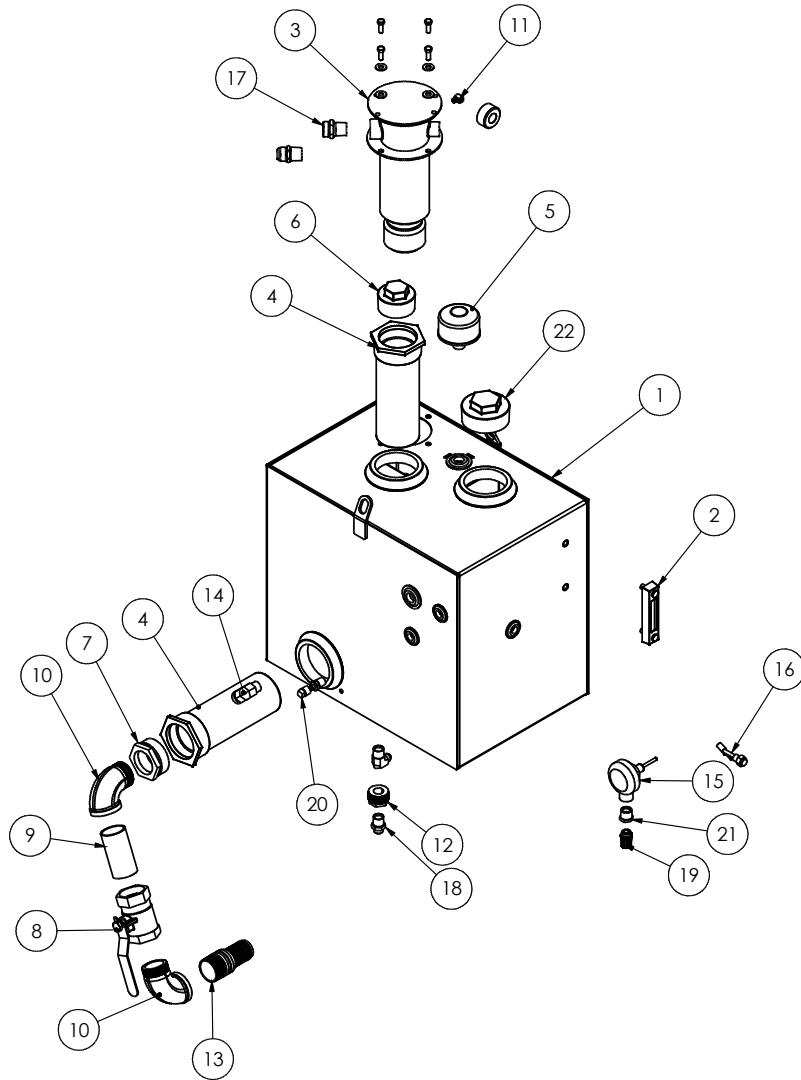
## 204T00 - M6AV AIR SYSTEM, CUMMINS



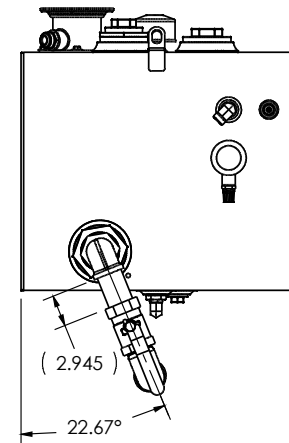
ITEM NO.	PART NUMBER	QTY.	DESCRIPTION
1	651203	1	WELD, MOUNT, AIR REG, CUMMINS
2	64457	2	IT4000/ITV3000 E/P REGULATOR
3	28978	4	ELBOW,90,1/2 NPT X 3/8 P2C
4	28592	4	BREATHER, AIR VENT 1/2 NPT
5	28585	1	VALVE,PNEUMATIC
6	28587	3	VALVE, EX MUFFLER
7	21349	4	BUSHING,3/8 MNPT X 1/4 FNPT BR
8	64785	2	VALVE,PNEUMATIC
9	29396	1	TEE,3/8 NPT,MALE BRANCH,BRASS
10	28982	4	ADAPTER,3/8 NPT X 1/4 AIR TUBING
11	20975	1	ELBOW, 3/8 " NPT STREET BRASS
12	20133	1	ELBOW,90,1/4 MNPT X FNPT
13	20144	1	TEE,1/4 NPT,MALE BRANCH,BRASS
14	54240	5	ADAPTER,1/4 NPT X 3/8 P2C
15	KQ2VD11-36NS	2	DOUBLE ELBOW, 3/8 NPT X 3/8 P
16	28976	4	ELBOW,90,1/4 NPT X 3/8 P2C
17	28222	1	1/4 RUN TEE
18	6502988	1	BRACKET, AIR VALVES
19	61461	4	ELECTRONIC REGULATOR, SMC ITV1051*
20	61462	1	REGULATOR MANIFOLD, SMC 4 ST
21	21251	4	1/8" PNEUMATIC MUFFLER
22	65384	4	NIPPLE, HEX 1/8 NPT
23	20142	4	ELBOW, 1/8 NPT STREET, BRASS
24	20131	4	COUPLING,1/8 NPT BRASS
25	28950	1	MANIFOLD,ALUMINUM AIR EXHAUST
26	20656	6	ELBOW,90,3/8 NPT X 3/8 P2C
27	20947	1	ELBOW, 45° X 1/2 BRASS
28	20972	1	ELBOW, 90° 1/2 NPT BRASS
29	21123	2	NIPPLE, HEX 1/2 BRASS
30	29332	2	ELBOW,90,1/2 FPT BRASS
31	21344	2	BUSHING,1/2 MNPT X 3/8 FNPT BRASS
32	20143	4	ELBOW, 45, 1/4 NPT STREET BRASS
33	20658	2	TEE,RUN,3/8 NPT X 3/8 P2C

# Section 5 - Body

## 204T08 - HYD TANK ASSY, M6, CUMMINS



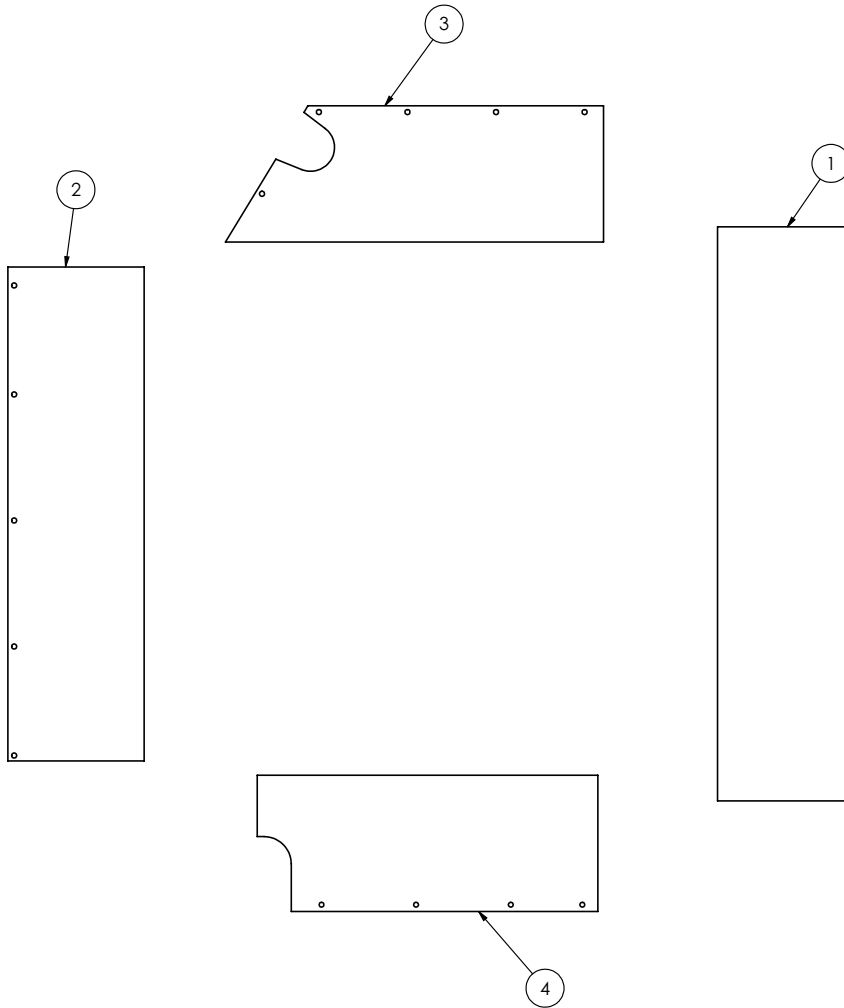
ITEM NO.	PART NUMBER	DESCRIPTION	QTY.
1	651204	HYDRAULIC TANK, CUMMINS	1
2	20110	SIGHT GAUGE	1
3	28555	FILTER,RETURN M6000 HYDRAULIC	1
4	28647	FILTER,STRAINER 4" MNPT X 3" FNPT	2
5	26311	BREATHER FILLER STAUFF	1
6	25793	PIPE PLUG, 3.0	1
7	56090	BUSHING,3" NPT TO 2" NPT	1
8	28346	VALVE,BALL,2" NPT WATER	1
9	67351	NIPPLE, 2" X 4.5" SCH 40 GALV	1
10	20280	ELBOW,90°,2" NPT STREET	2
11	20142	ELBOW, 1/8 NPT STREET, BRASS	1
12	20270	BUSHING, 1-1/2 X 3/4 BLACK	1
13	24812	NIPPLE, 2" KING	1
14	61297	ELBOW 90°, 3/4 MORFS X 3/4 MPT	1
15	61438	ANALOG TEMPERATURE PROBE	1
16	22641	SWITCH,LIQUID LEVEL	1
17	61032	1" MORFS X 1" MP STRAIGHT	1
18	61892	ADAPTER, 1/2" MORFS X 3/4" M-N	1
19	26764	STRAIN RELIEF	1
20	20244	PLUG, 1/2" SQUARE HEAD	1
21	54718	BUSHING,3/4 MNPT X 1/2 FNPT,BRASS	1
22	28934	PIPE PLUG, 4.0	1



# Section 5 - Body

## 67519 - RADIATOR FLAP KIT

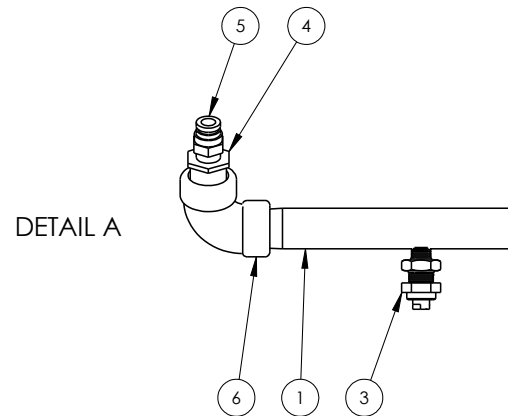
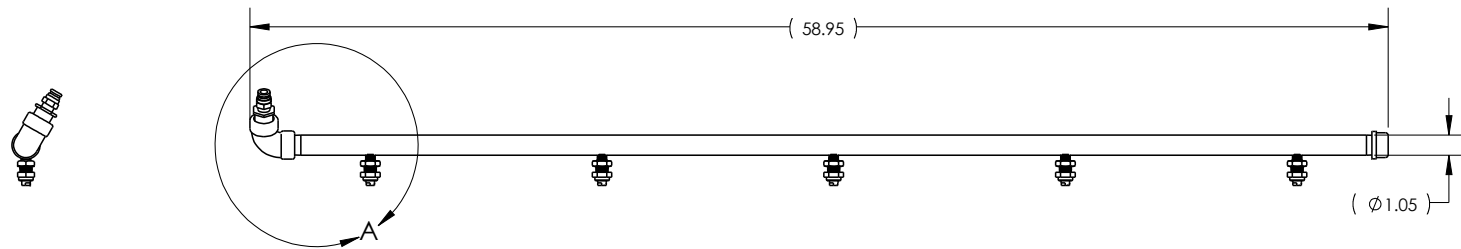
ITEM NO.	PART NUMBER	DESCRIPTION	QTY.
1	6503753	RH, RADIATOR FLAP	1
2	6503754	LH, RADIATOR FLAP	1
3	6503755	TOP, RADIATOR FLAP	1
4	6503756	BOTTOM, RADIATOR FLAP	1



# Section 5 - Body

## 203F63 - REAR SPRAY BAR

ITEM NO.	PART NUMBER	Default/ QTY.	DESCRIPTION
1	6500795	1	PIPE, CONVEYOR SPRAYBAR
2	53067	1	CAP, 3/4
3	203C98	5	SPRAY, TIP 1/4 MPT
4	26849	1	BUSHING, 3/4 MNPT X 3/8 FNPT, BR
5	28983	1	ADAPTER, 3/8 NPT X 3/8 P2C
6	20959	1	ELBOW, 90° 3/4 BLACK GALVANIZE



# Power Module

---

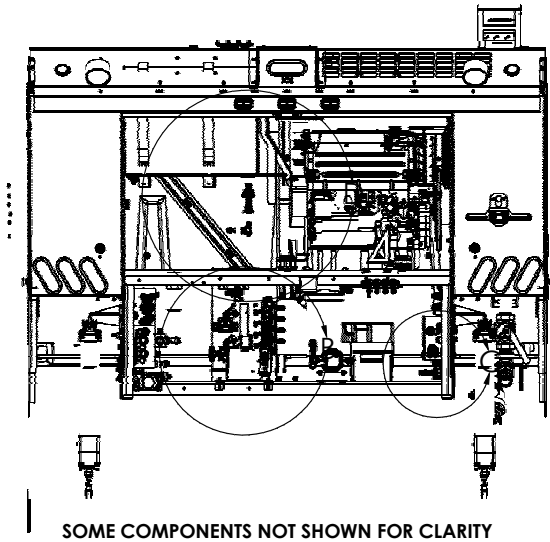
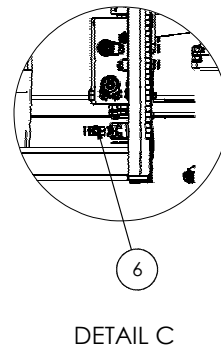
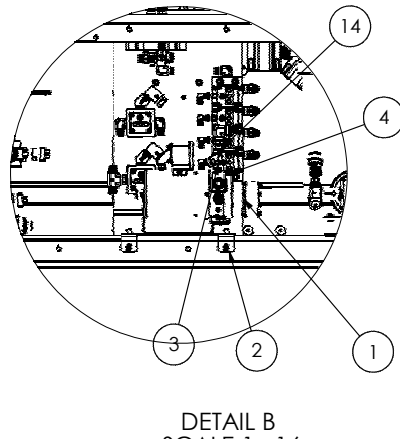
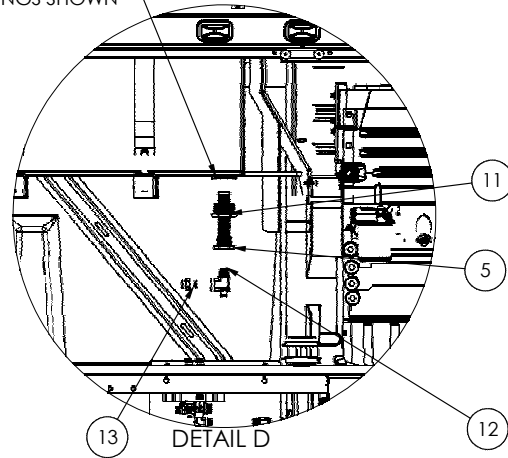
6



# Section 6 - Power Module

## 204L93 - AUX HYDRAULIC PUMP

REMOVE PLUG AND INSTALL STRAINER AND FITTINGS SHOWN



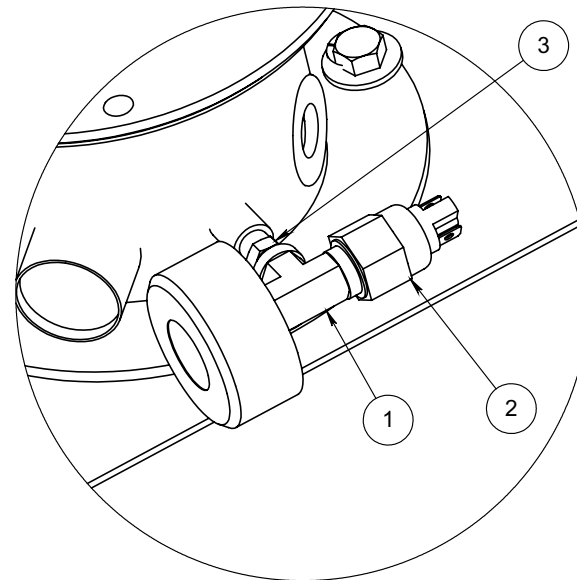
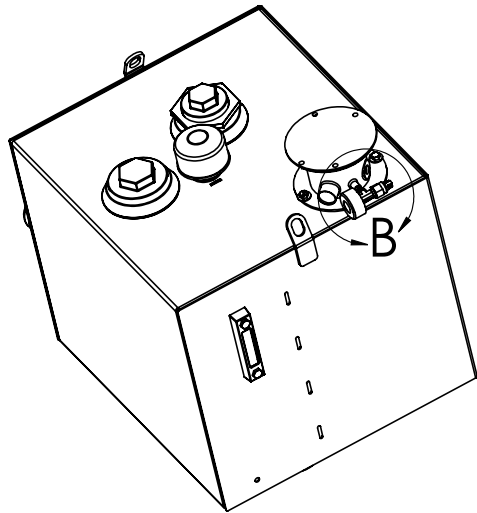
ITEM NO.	PART NUMBER	DESCRIPTION	Default/QTY.	
1	24089	12V DC HYD PUMP	1	
2	5222067	MOUNT, DC PUMP M6AV	1	
3	61374	ADAPTER, 1/2" MORFS X 3/8" MOR	2	
4	27163	3/8" SAE PLUG HEX	1	
5	26813	NO BYPASS SUCTION STRAINER	1	
6	61021	1/2" TEE MORFS X FORFS X MORF	1	
*	7	525181	HOSE, HYD TANK TO DC PUMP T	1
*	8	525182	HOSE, DC PUMP C1 TO SCISSOR MAN P PORT	1
*	9	525183	CABLE, BATT DC PUMP TO BATT POS	1
*	10	525184	CABLE, BATT DC PUMP TO BATT NEG	1
11	66056	BUSHING, 1-1/2 X 1	1	
12	26972	VALVE, 1/2" BALL, 90	1	
13	64078	ADAPTER, 1/2 MORFS X 1/2 MNPT	1	
14	61050	ELBOW 90 1/2 MORFS X 1/2 FORFS	2	

\* ITEMS NOT SHOWN

# Section 6 - Power Module

## 204G35 - HYD FILTER INDICATOR

ITEM NO.	PART NUMBER	QTY.	DESCRIPTION
1	23850	1	TEE, FEMALE, 1/8
2	29030	1	ELECTRIC SENDER
3	21125	1	NIPPLE, 1/8 NPT HEX BRASS



DETAIL B

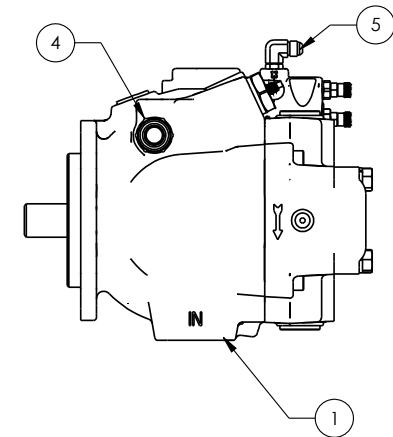
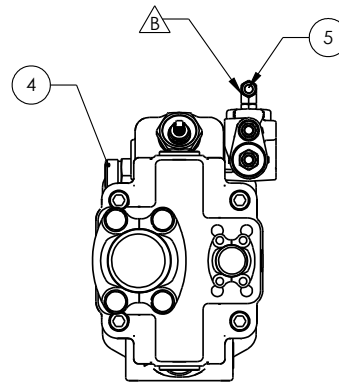
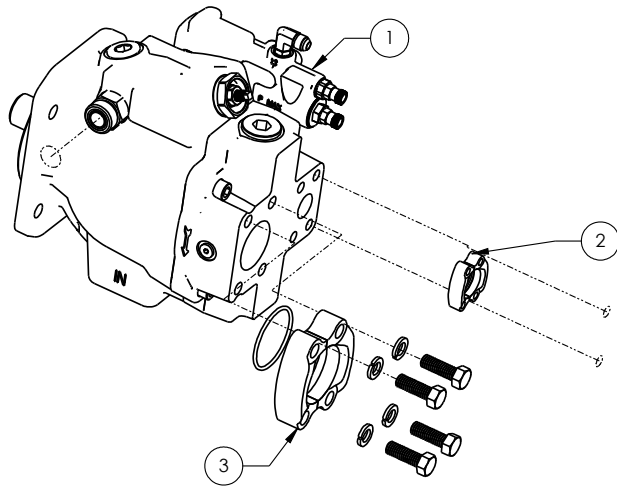
# Section 6 - Power Module

## 203U81 - HYDRAULIC PUMP

ITEM NO.	Default/Qty	PART NUMBER	DESCRIPTION
1	1	61582	PUMP_PISTON M6000 CO
2	1	29685	#16 FLANGE KIT, CODE 61
3	1	29009	#32 FLANGE KIT, CODE 61
4	1	61495	ADAPTER, 3/4" MORFS X 3/4" MORB
5	1	29420	ELBOW,90° 1/4 MSAE X 3/8 M.JIC

### ITEMS NOT SHOWN

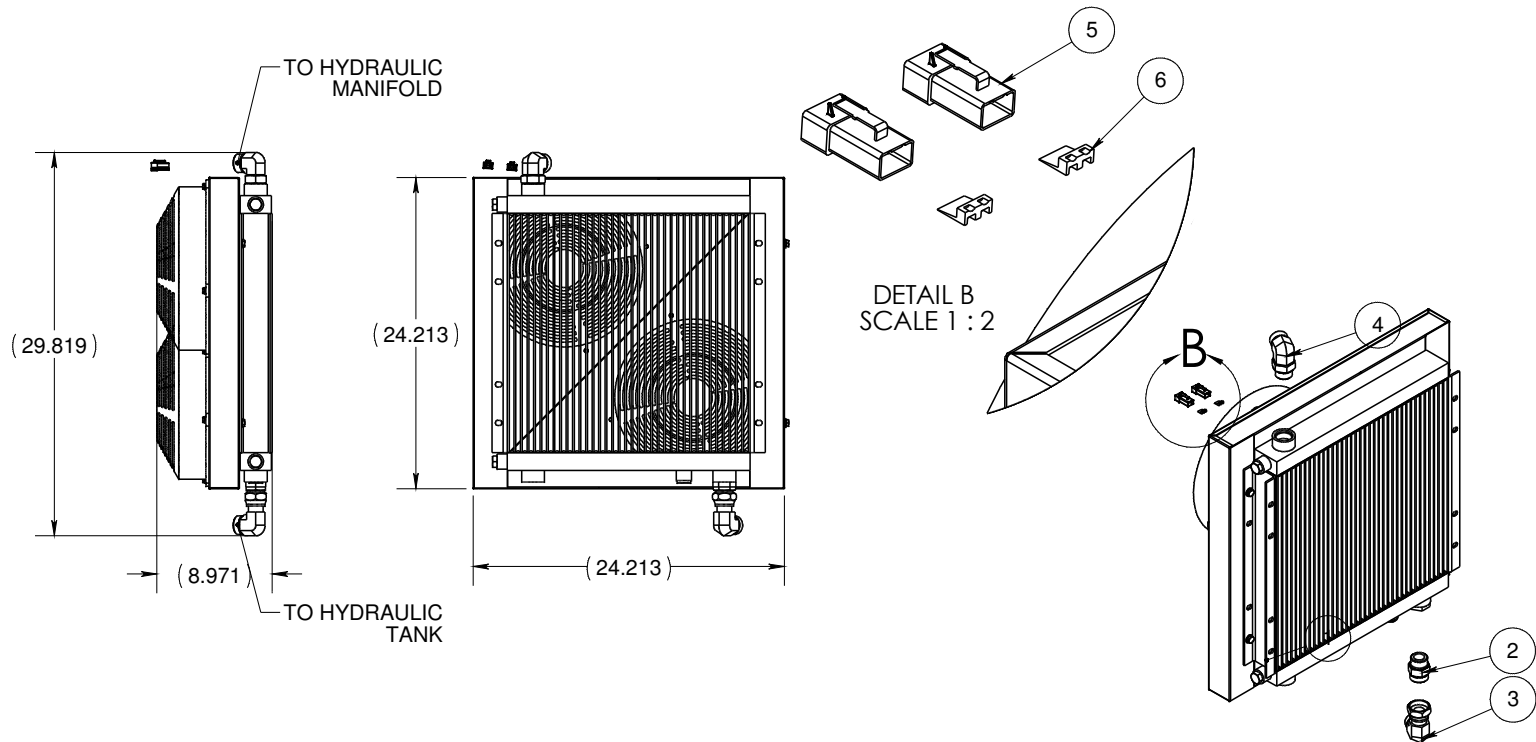
ITEM NO.	Default/Qty	PART NUMBER	DESCRIPTION
6	1	62043	ADAPTER, 3/8 FJIC X 3/8 MORFS



# Section 6 - Power Module

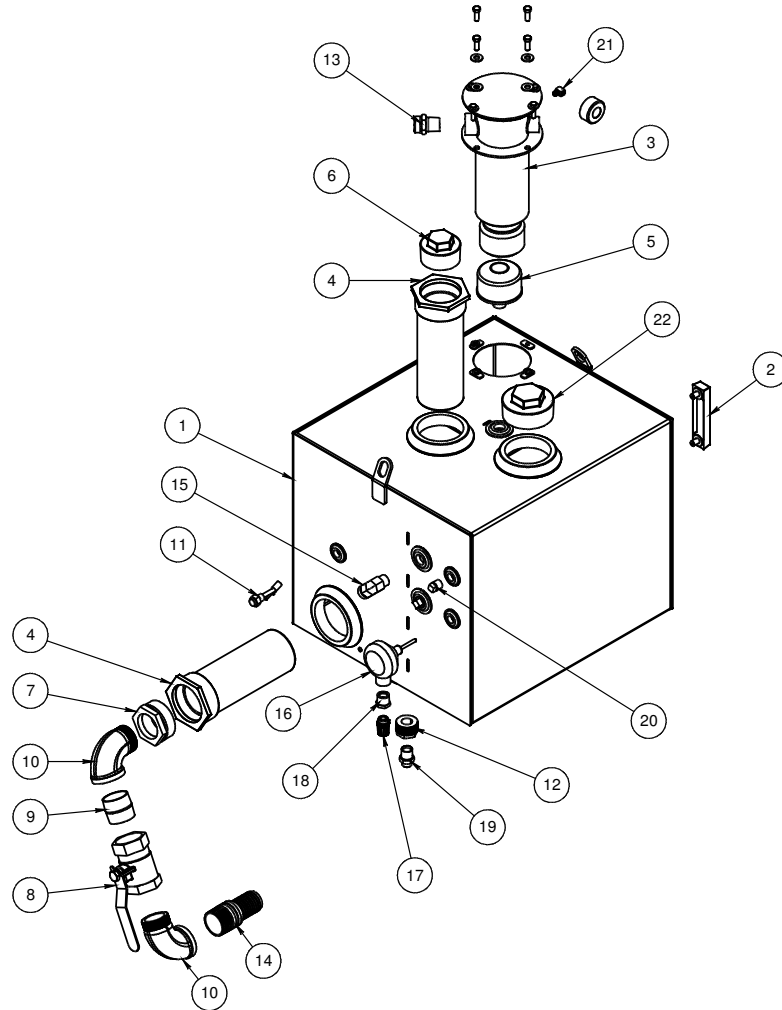
## 204F61 - HYDRAULIC COOLER

ITEM NO.	PART NUMBER	QTY.	DESCRIPTION
1	60154	1	OAD23-12V OIL COOLER
2	61898	1	ADAPTER, 1" MORFS X 1" MORB
3	61404	1	ELBOW, 1" FORFS 90° X 1" MORFS
4	61052	1	ELBOW, 90 1" MORFS X 1" MORB
5	64606	2	PLUG, 2 CONTACT, SIZE 12 DTM
6	64619	2	WEDGELOCK, 2 WAY RECEPTACLE, D



# Section 6 - Power Module

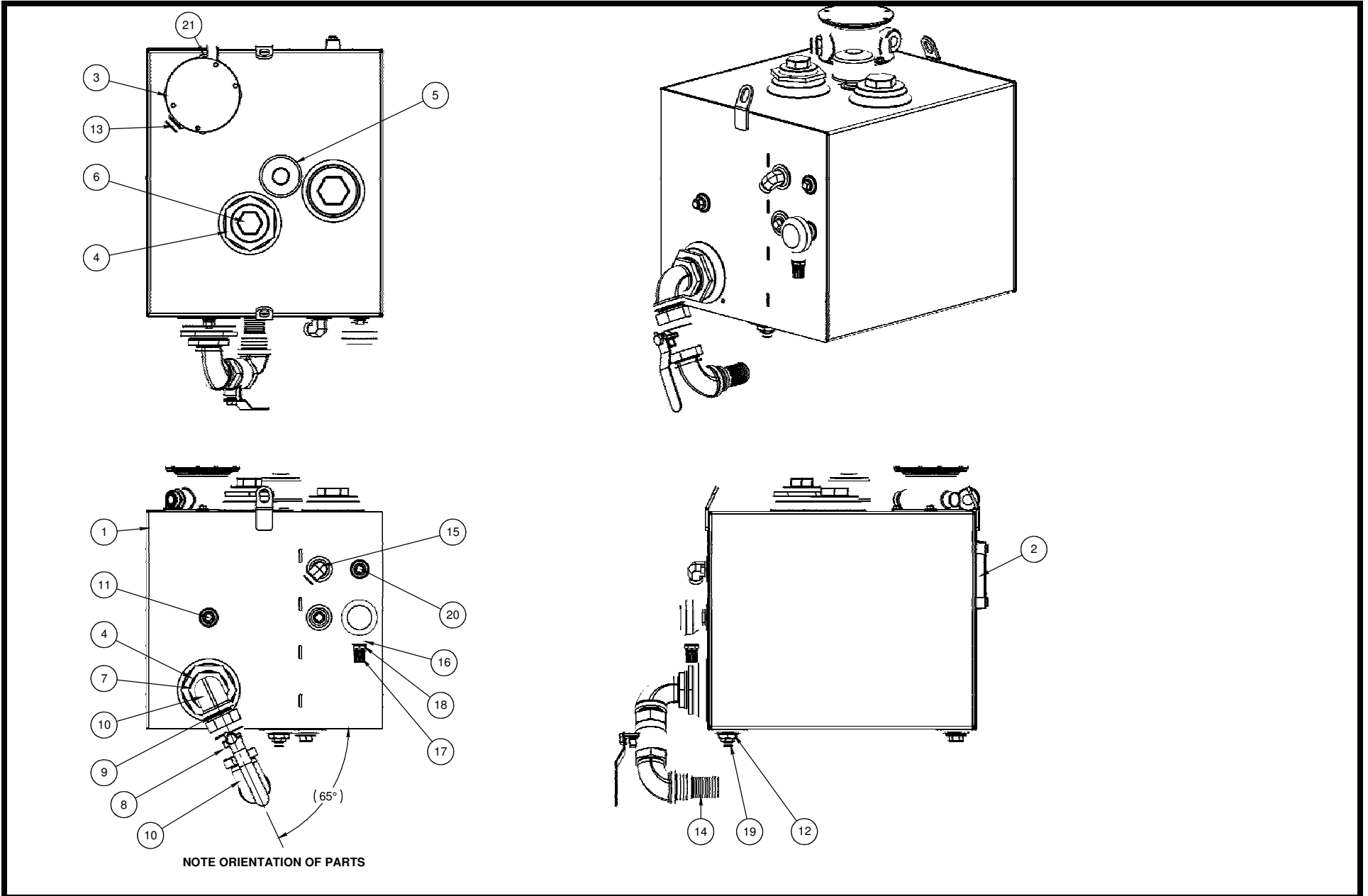
## 204G32 - HYDRAULIC TANK



ITEM NO.	PART NUMBER	QTY.	DESCRIPTION
1	60362	1	HYDRAULIC TANK
2	20110	1	SIGHT GAUGE
3	28555	1	FILTER, RETURN M6000 HYDRAULIC
4	28647	2	FILTER, STRAINER 4" MNPT X 3" FNPT
5	26311	1	BREATHER FILLER STAUFF
6	25793	1	PIPE PLUG, 3,0
7	56090	1	BUSHING, 3" NPT TO 2" NPT
8	28346	1	VALVE, BALL, 2" NPT WATER
9	20275	1	NIPPLE, 2,0 X CLOSE GALV
10	20280	2	ELBOW, 90°, 2" NPT STREET
11	22641	1	SWITCH, LIQUID LEVEL
12	20270	1	BUSHING, 1-1/2 X 3/4 BLACK
13	61032	1	1" MORFS X 1" MP STRAIGHT
14	24812	1	NIPPLE, 2" KING
15	61297	1	ELBOW 90°, 3/4 MORFS X 3/4 MPT
16	61438	1	ANALOG TEMPERATURE PROBE
17	26764	1	STRAIN RELIEF
18	54718	1	BUSHING, 3/4 MNPT X 1/2 FNPT, BRASS
19	61892	1	ADAPTER, 1/2" MORFS X 3/4" M-N
20	20244	1	PLUG, 1/2" SQUARE HEAD
21	20142	1	ELBOW, 1/8 NPT STREET, BRASS
22	28934	1	PIPE PLUG, 4,0

# Section 6 - Power Module

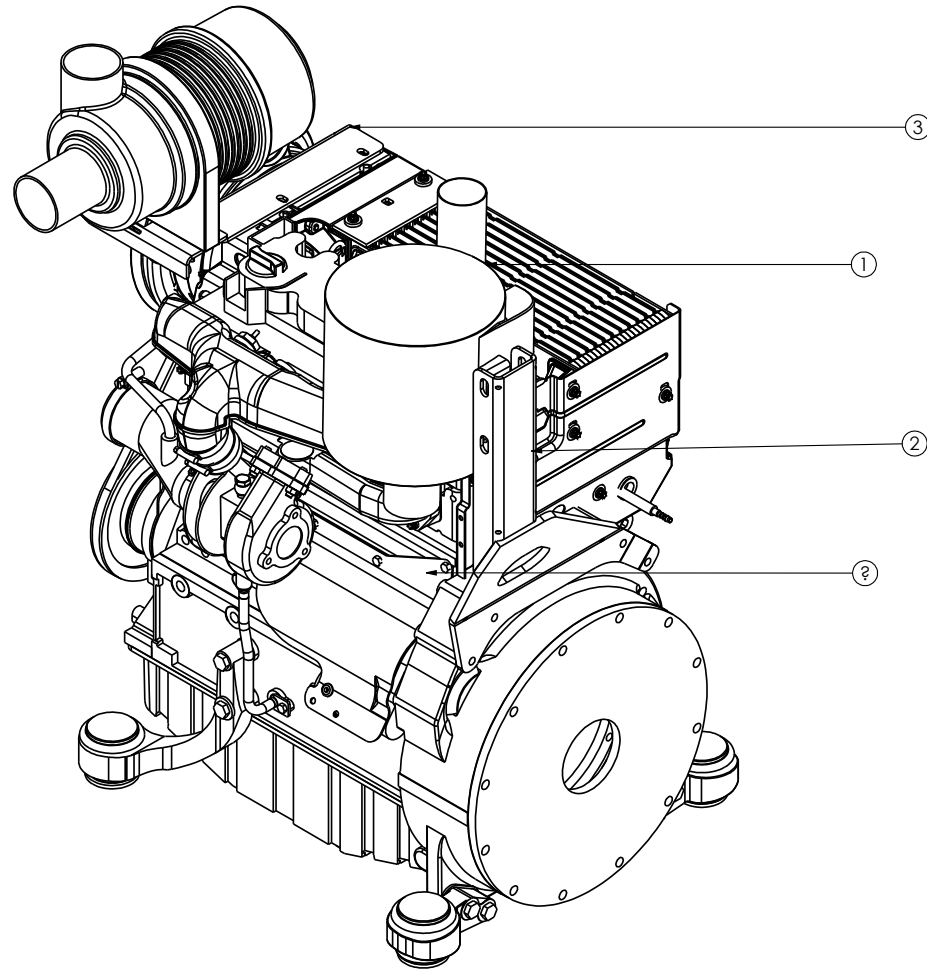
## 204G32 - HYDRAULIC TANK



# Section 6 - Power Module

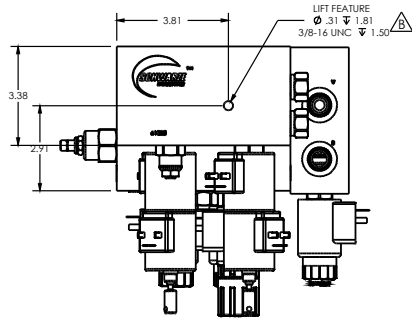
## 61177 - ENGINE DEUTZ

ITEM NO.	PART NUMBER	QTY.	DESCRIPTION
1	29346	1	MUFFLER, DEUTZ TOP DISCHARGE
2	650289	1	BRACKET, MUFFLER, M6000TE
3	650287	1	BRACKET, AIR CLEANER

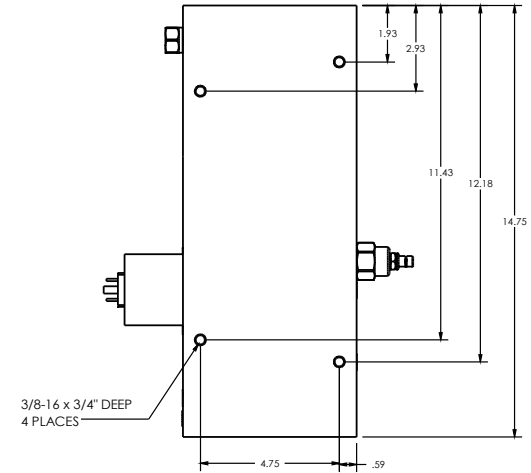
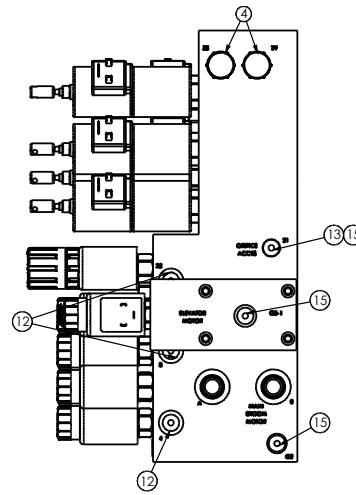
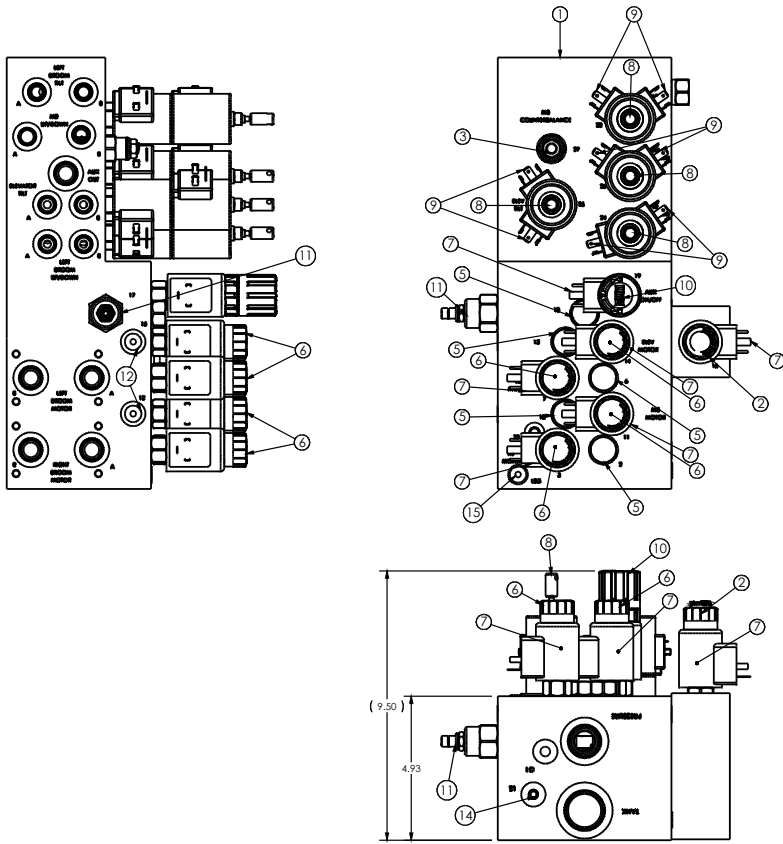


# Section 6 - Power Module

## 61280 - MOTOR MANIFOLD



ITEM NO.	SCHEMATIC NO.	MANIFOLD MARKING	PART NUMBER	QTY.	DESCRIPTION
1	1	61280	62094	1	MANIFOLD, MAIN HYDRAULIC
2	16	16	62098	1	VALVE, PROP FLOW CONTROL
3	27	27	27620	1	C/B VALVE CBCA LIN
4	29,30	29,30	62093	2	P.O. CHECK VALVE
5	2,6,10,13,18	2,6,10,13,18	62090	5	COMPENSATOR
6	3,7,11,14	3,7,11,14	62099	4	VALVE, PROP FLOW CONTROL
7	3,7,11,14,16,19	3,7,11,14,16,19	62087	6	COIL, SUN HYDRAULICS 12 VDC
8	24,25,26,28	24,25,26,28	62084	4	SOL VALVE, 4 WAY 3 POS, W/ MAN
9	24,25,26,28	24,25,26,28	62085	8	COIL, HYDRAFORCE, DOUBLE SOL V
10	19	19	62089	1	VALVE, PROPORTIONAL CONTROL
11	17	17	62092	1	VALVE RELIEF, SUN
12	4,8,12,15,20	4,8,12,15,20	62091	5	VALVE, LOAD SENSE CHECK
13	21	21	62096	1	ORFICE, BLEED DOWN (.020)
14	22	LS	62097	1	ORFICE, LOAD SENSE (.015)
15	21,G3-1,G2,LSG,	21,G3-1,G2,LSG	23981	4	#4 SAE HEX HEAD PLUG



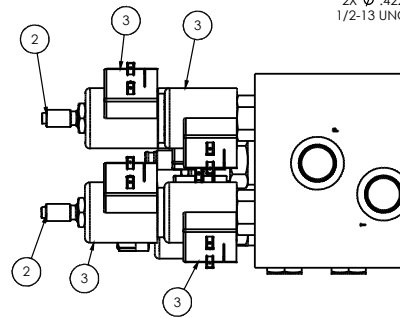
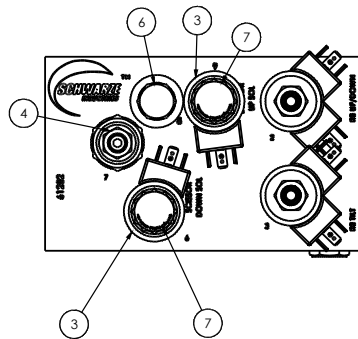
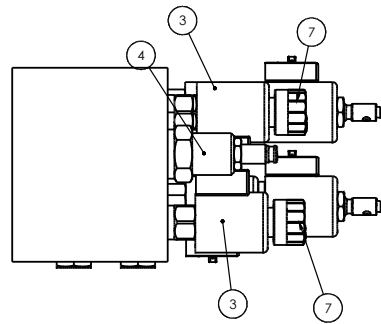
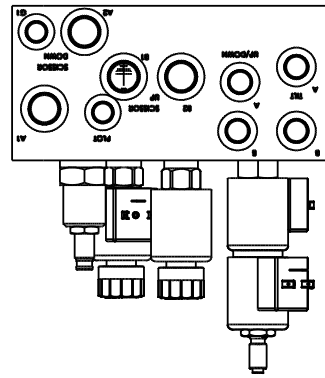
NOTES:  
 MAXIMUM PRESSURE (PSI) 3000  
 MAXIMUM FLOW (GPM) 30



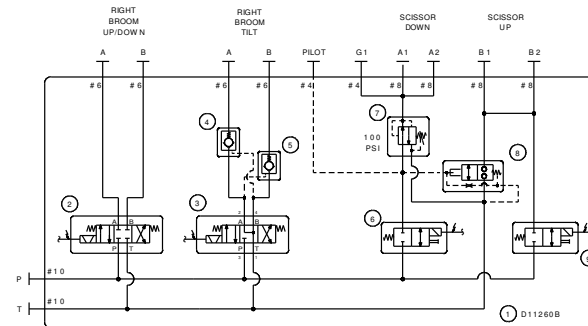
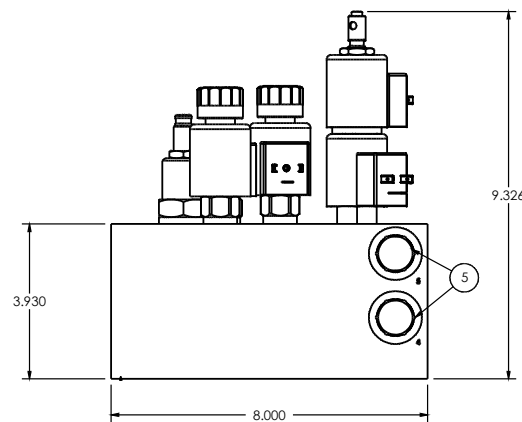
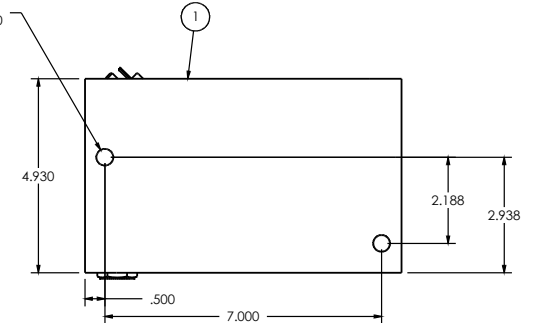
# Section 6 - Power Module

## 61282 - RH HYDRAULIC MANIFOLD

ITEM NO.	SCHEMATIC NO.	MANIFOLD MARKING	PART NUMBER	DESCRIPTION	QTY.
1	1	61282	61476	RH HYD MANIFOLD, MACH ONLY	1
2	2	2,3	61481	DOUBLE SOL CARTRIDGE VALVE	2
3	2,3,6,9	2,3,6,9	61483	SOLENOID COIL,CARTRIDGE VALVE	6
4	7	7	61491	PRESSURE RELIEF VALVE, SCISSO	1
5	4,5	4,5	61492	CHECK VALVE, GUTTER BROOM UP/D	2
6	8	8	62518	SUN LOGIC ELEMENT	1
7	6,9	6,9	61479	SOL VALVE, 2 WAY DIRECTIONAL S	2



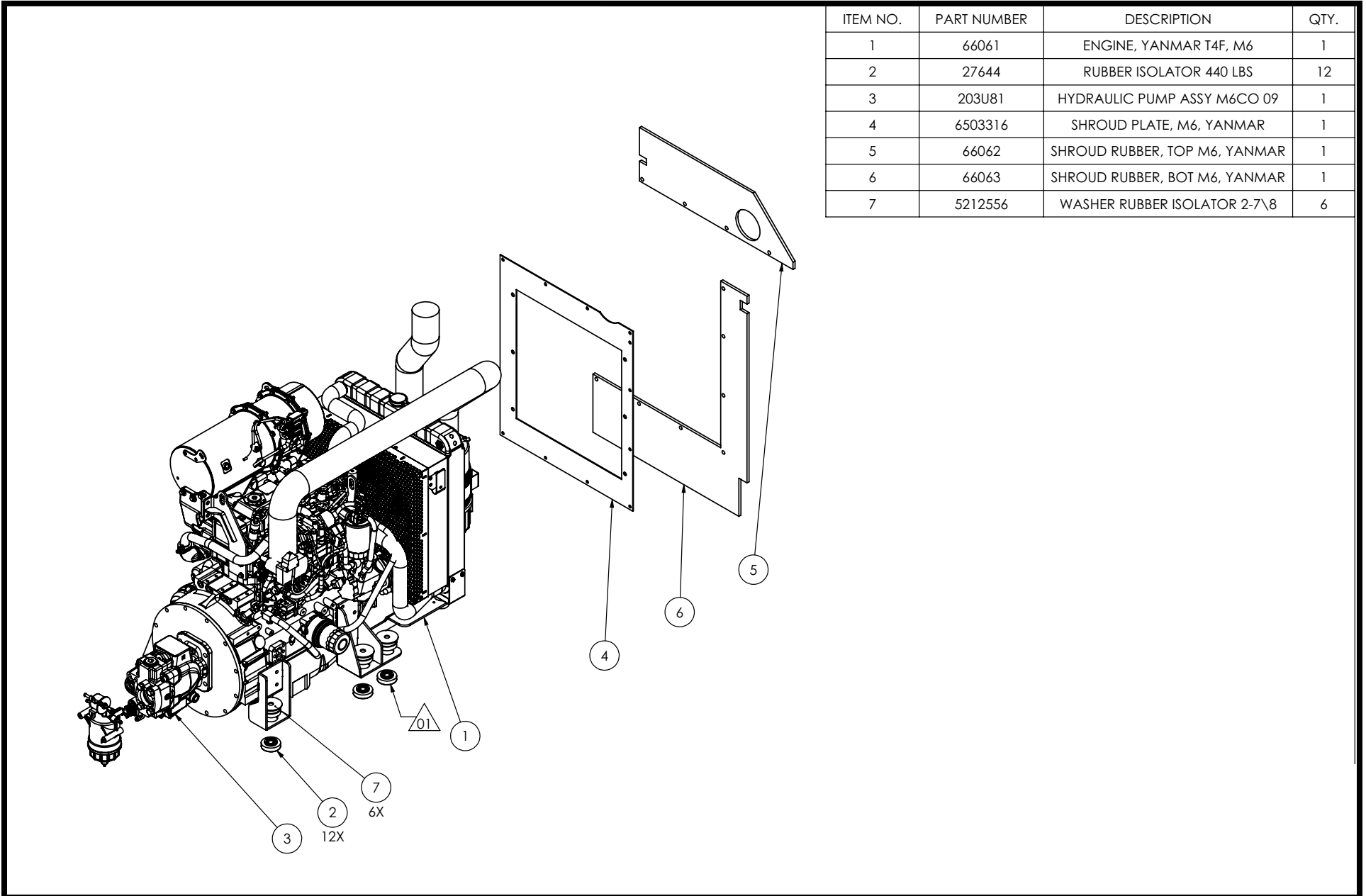
2X Ø .422  $\nabla$  1.231  
1/2-13 UNC  $\nabla$  1.000



NOTES:  
MAXIMUM PRESSURE (PSI) 3000-3200  
MAXIMUM FLOW (GPM) 30

# Section 6 - Power Module

## 204M00 - ENGINE ASSY, YANMAR



ITEM NO.	PART NUMBER	DESCRIPTION	QTY.
1	66061	ENGINE, YANMAR T4F, M6	1
2	27644	RUBBER ISOLATOR 440 LBS	12
3	203U81	HYDRAULIC PUMP ASSY M6CO 09	1
4	6503316	SHROUD PLATE, M6, YANMAR	1
5	66062	SHROUD RUBBER, TOP M6, YANMAR	1
6	66063	SHROUD RUBBER, BOT M6, YANMAR	1
7	5212556	WASHER RUBBER ISOLATOR 2-7\8	6

# Section 6 - Power Module

## 204U84 - INSTALL CUMMINS 2.8TE M6

ITEM NO.	PART NUMBER	QTY.	DESCRIPTION
1	67726	1	RADIATOR,CUMMINS 2.8
2	67779	1	ENGINE,CUMMINS 2.8L BASE
3	5223909	1	BKT,LIFTING RE BRACE,CUMM 2.8
4	5223908	1	RAD LIFT FRAME CUMMINS 2.8
5	651254	1	WLDMNT, RAD BASE CUMMINS 2.8
6	525843	1	WLDMNT, ENG SPRT, LH CUMM 2.8
7	525844	1	WLDMNT, ENG SPRT, RH CUMM 2.8
8	5223911	1	BKT, RAD ISOLATOR, CUMM 2.8
9	525842	1	WLDMT, EMISSIONS, CUMM 2.8
10	525850	1	WLDMNT LIFTING RING CUMM2.8
11	525847	2	WDMNT, EXHAUST BAND CUMM2.8
12	5223905	2	DBLR,EMMISSIONS MNT,CUMM 2.8
13	6503808	2	MOTOR MNT, REAR CUMM 2.8 M6
14	525824	1	WLD,SUPP BKT,EMIS MNT,CUMM
15	525856	1	WLD, SPACER TRANS CUMMINS 2.8
16	5224006	1	BRKT, ISOLATOR,MNT,CUMMINS 2.8
17	67705	4	ISOLATOR, EXHAUST, TOP
18	67704	4	ISOLATOR, EXHAUST, BOTTOM
19	67719	2	ISOLATOR (RED)
20	67720	1	ISOLATOR
21	5223982	4	RADIATOR ISOLATOR WASHER
22	67722	6"	HOSE SILICONE
23	67789	1	TUBE JW OUTLET
24	67746	1	90 DEG ELBOW 1-5/8
25	67745	1	TUBE JW INLET
26	67710	1	HOUSING THERMOSTAT
27	20070	2	3/8 HOSE X 1/4 MALE PIPE HOSE
28	67649	1	FLEXFAB REDUCER 2.50 TO 2.00
29	67874	6"	HOSE, 2" SILICONE, RAD
30	67860	1	TUBE, CAC INLET 2.8L
31	67812	1	PIPE,AIR TRANSFER,CUMM 2.8
32	67507	1	3" HOT SIDE HUMP HOSE
33	67790	1	TUBE CAC OUTLET
34	67721	1	HOSE AIR INTAKE CAC
35	67754	3	CLAMP, SLTB 2.75"

ITEM NO.	PART NUMBER	QTY.	DESCRIPTION
36	67753	9	CLAMP CONSTANT TORQUE 1.75"
37	67873	1	SPACER, FAN, 3.85",CUMMINS
38	67797	1	SWITCH COOLANT LEVEL
39	67825	1	FAN 17"
40	67735	2	QUICK CONNECT, FUEL 90 DEG
41	67709	2	CONNECTOR QCK DISCONNECT
42	67706	2	WASHER SEALING
43	67756	1	FITTING, 9.49 MM J2044
44	67755	1	FITTING, 9.89 MM J2044
45	67732	1	QUICK CONNECT, FUEL 90 DEG
46	20150	10	HOSE CLAMP, #6
47	67766	1	WIRE ALTERNATOR NEGATIVE
48	67767	1	WIRE GROUND
49	67769	1	WIRE ALT POSITIVE 250A FUSE
50	67770	1	WIRE MAG SWITCH POSITIVE
51	67771	1	WIRE, S-TERMINAL
52	67765	1	WIRE ALT POSITIVE (GRID HEATER
53	67763	1	WIRE POSITIVE (GRID HEATER)
54	67725	1	SOLENOID, CUMMINS 2.8L ENGINE
55	66510	5	BOOT, BATTERY, 2-2/0 RED
56	67739	2	ISOLATOR, LONG STUDS
57	67728	1	SWITCH RELAY
58	67712	1	COVER, FILTER HEAD
59	67700	1	HOSE FLEXIBLE
60	67701	1	HOSE FLEXIBLE
61	67715	1	UNION MALE M30X1.5 30 DEG
62	24490	1	ADAPTER,3/4 M/JIC X 5/8 MSAE
63	67741	1	FILTER LUBE OIL
64	67711	1	ADAPTER, FILTER HEAD
65	67703	1	O-RING
66	67713	1	COVER FILTER HEAD
67	67717	1	ADAPTER FILTER HEAD
68	20209	1	ELBOW 3/4 JIC X 3/4 SW 90°
69	67887	1	FITTING 90 DEG ELBOW
70	67794	1	TUBE, EXHAUST BELLOWS M6 2.8L

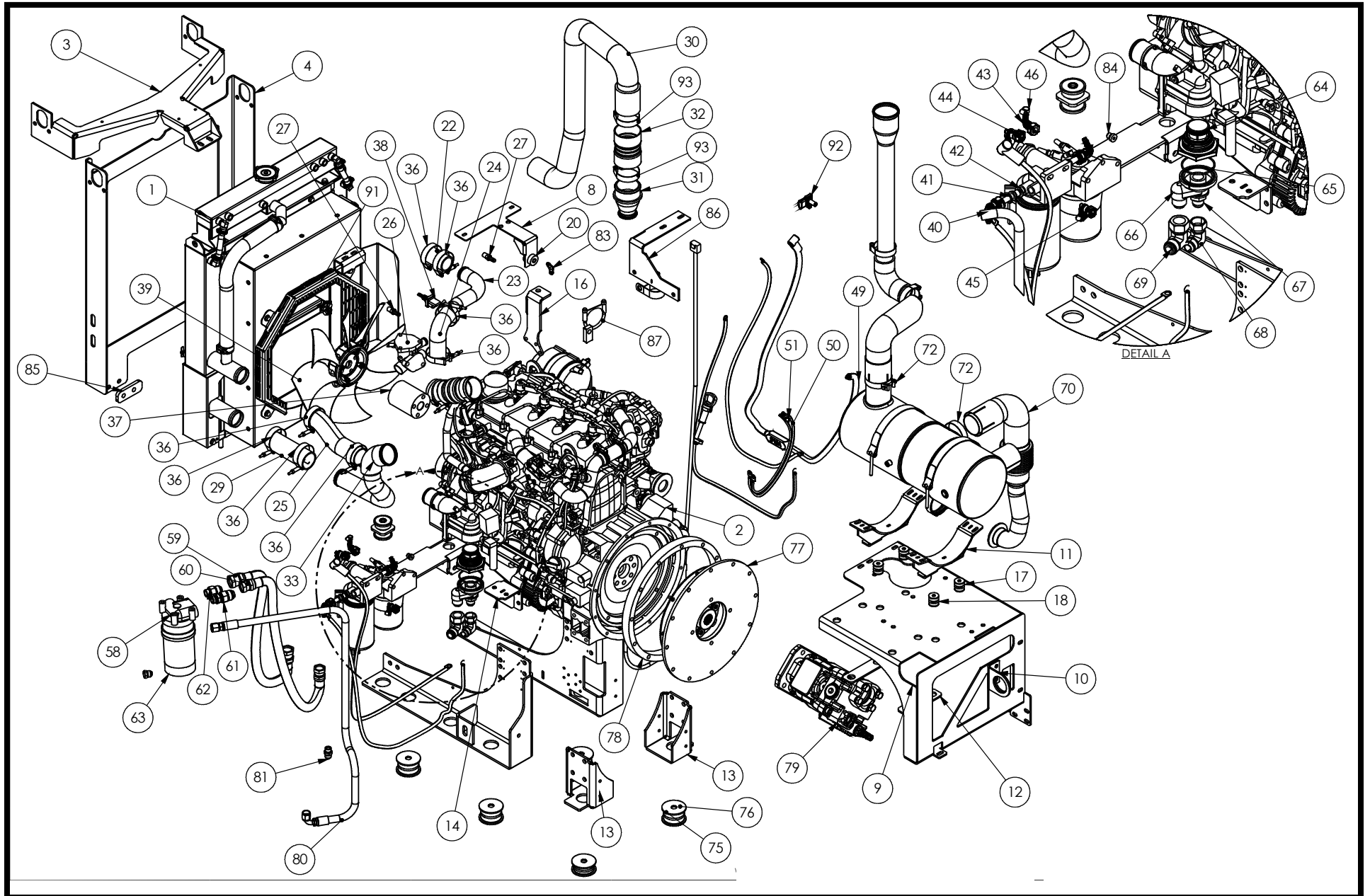
ITEM NO.	PART NUMBER	QTY.	DESCRIPTION
71	67702	1	CLAMP, VBAND 3"
72	67752	2	CLAMP FLAT BAND 3.125 ID
73	67795	1	TUBE FORMED EXHAUST 2.8TE M6
74	67738	2	CLAMP STRAP 13"
75	27644	12	RUBBER ISOLATOR 440 LBS
76	5212556	12	WASHER RUBBER ISOLATOR 2-7/8
77	67696	1	COUPLING
78	67747	1	SPACER, PTO
79	203U81	1	HYDRAULIC PUMP ASSY M6CO 09
80	29610	1	1/2" HOSE 48" 1/2" 90° X 1/2 S
81	23069	1	CONNECTOR 1/2" JIC X 18MM 8M18F80MX-S
82	21263	1	PLUG 1/2" JIC (#8)
83	67870	1	90 Deg .375" Hose ID .125
84	62532	1	PLUG M16 X 1.5 RES 2242
85	5224002	2	SPACER BLOCK RAD CUMM 2.8
86	651255	1	WLDMNT AIR INTAKE/AIR COOLER
87	20831	1	CLAMP,2 1/2" MUFFLER U-BOLT
88	67646	1	TUBE, AIR INTAKE, CUMMINS 2.8
89	67806	1	HOSE ELBOW
90	24884	2	2 1/2" T-BOLT CLAMP
91	5224007	1	FAN SHROUD CUMMIN 2.8
92	67724	1	SENSOR T-BAP
93	67856	2	CLAMP, 3.13 SLTB
94	25092	1	CLAMP, 2" COATED
95	5224144	2	SPACER,RAD.BTM,A4,M6,CUMMINS
96	67879	1	AFTERTREATMENT CUM 2.8L
97	651256	1	WLDMNT FAN GUARD CUMM M6
98	26024	1	5/8" GROMMET
99	67714	1	DIPSTICK

### ITEMS NOT SHOWN

ITEM NO.	PART NUMBER	QTY.	DESCRIPTION
100	67864	60"	HOSE, 3/8 HEATER
101	67730	1	RELAY 12V CUMM 2.8
102	67827	1	HARNESS, GSF2.8 T4F ENGINE
103	67772	1	TAG BATTERY POSITIVE
104	24585	1	ABRASION SLEEVE 1.73" ID PER F
105	67665	1	INSULATION WRAP, CUMMINS
106	67801	1	INSULATION, DOWNPIPE
107	67757	1	FITTING MALE, J2044 QUICK DIS
108	67762	1	HARNESS EXT 6" WIF

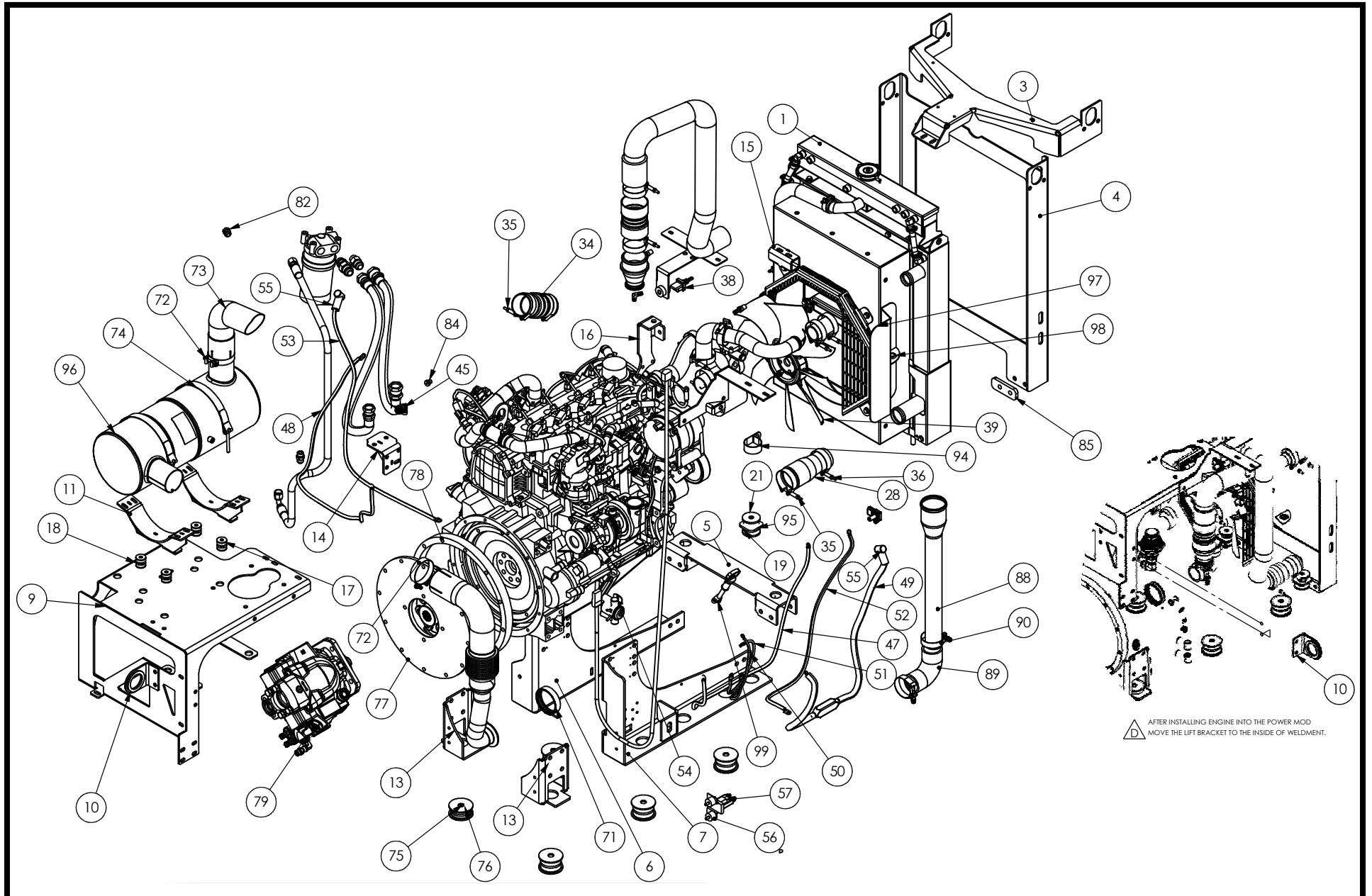
# Section 6 - Power Module

204U84 - INSTALL CUMMINS 2.8TE M6



# Section 6 - Power Module

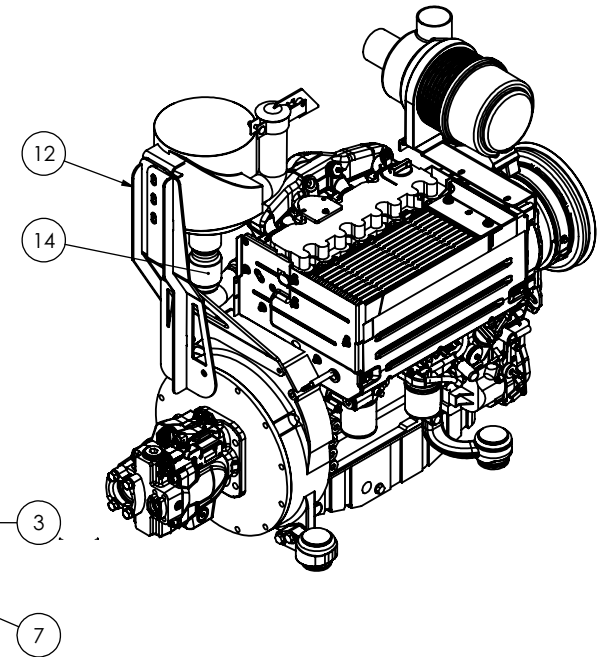
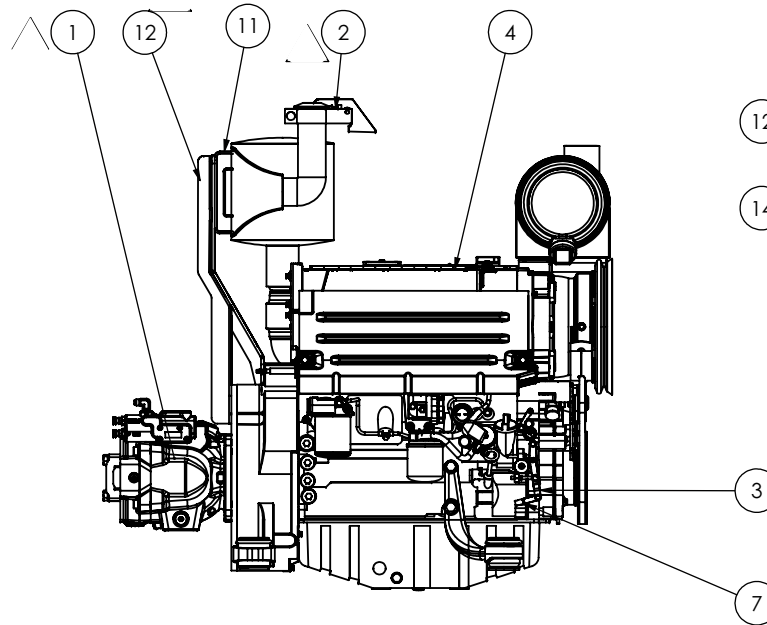
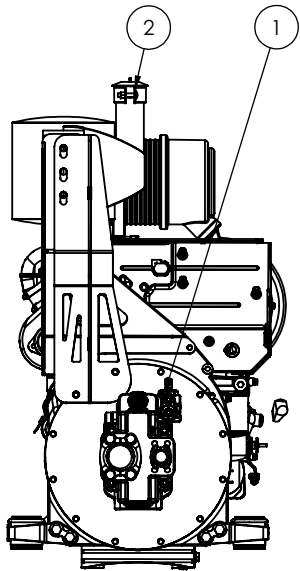
## 204U84 - INSTALL CUMMINS 2.8TE M6



# Section 6 - Power Module

## 204F01 - ENGINE ASSEMBLY DEUTZ

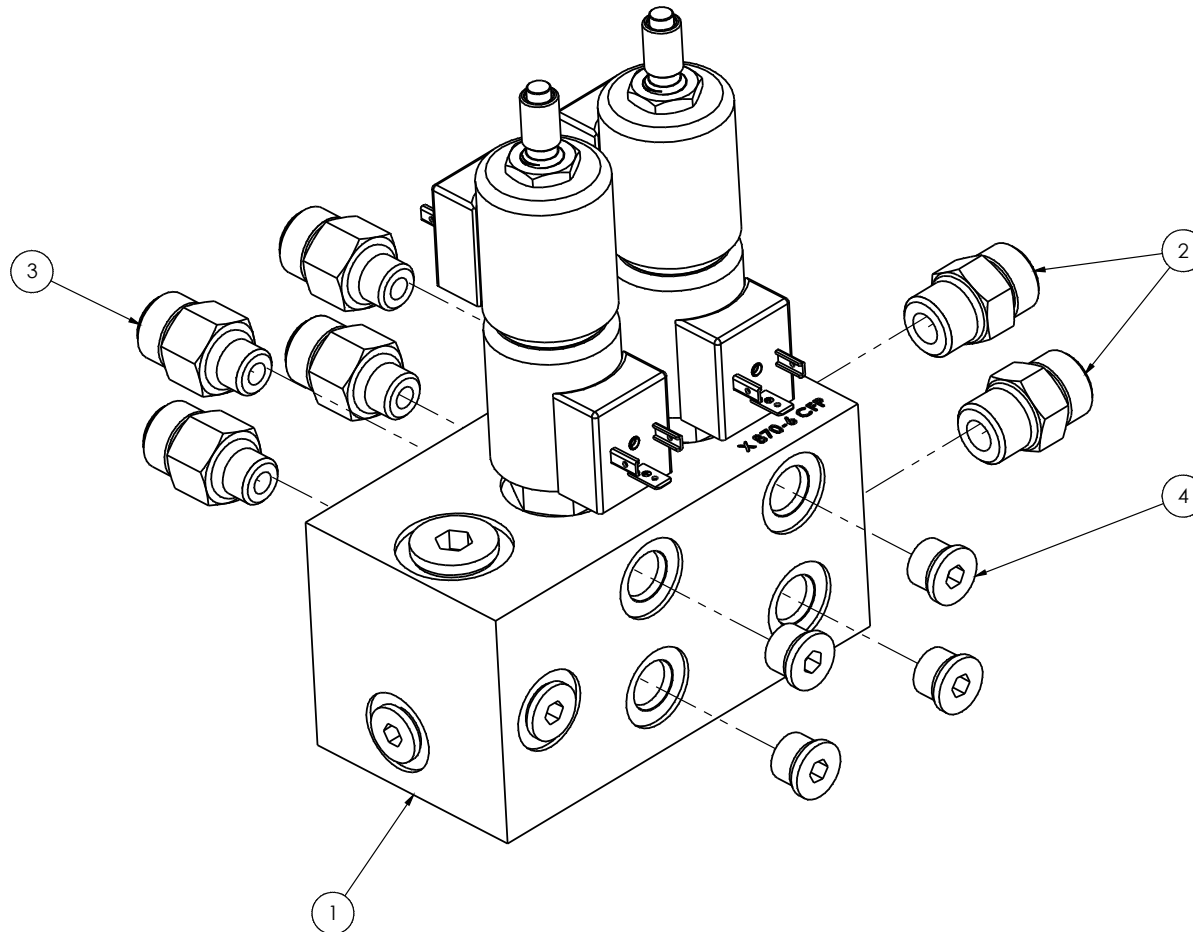
ITEM NO.	PART NUMBER	Default/QTY.	DESCRIPTION
1	203U81	1	HYDRAULIC PUMP ASSY M6CO 09
2	26444	1	CAP, 2.50" RAIN
3	6502873	1	THROTTLE EXTENSION
4	61177	1	ENGINE, DEUTZ TIER III/ M6AV
5	61998	1	ADAPTER, M18 X 1/4" NPT
6	61439	1	TRANSDUCER, PRESSURE AND TEMP
7	5205270	1	THROTTLE YOKE, 347, 1/4" TAP
8	521074	1	OIL DRAIN HOSE
9	21263	1	PLUG 1/2 JIC STEEL
10	65171	1	ELBOW, 90° 08MJ-18MMAORB
11	6503286	1	M6TE MUFFLER BRACKET PLATE
12	651055	1	MUFFLER MOUNT BRACKET
13	651130	1	BRCKT REINFORCE, M6 MUFFLER
14	66512	1	EXHAUST, DOUBLE FLEX, M6AV



# Section 6 - Power Module

## 204F93 - HOPPER HYDRAULIC MANIFOLD

ITEM NO.	PART NUMBER	QTY.	DESCRIPTION
1	61283	1	HOPPER MANIFOLD,STD ASSY, M6CO
2	61014	2	1/2" MORFS X 1/2" MORB
3	61374	4	ADAPTER, 1/2" MORFS X 3/8" MOR
4	27163	4	3/8" SAE PLUG HEX



## MISCELLANEOUS

ITEM	DESCRIPTION		
+650203	LEAF LIFT, ASSY LH	+203U20	STROBE, LED, DUAL REAR
+650204	LEAF LIFT, ASSY RH	+204G92	STROBE, LED, DUAL MID BODY
+203I96	DECAL KIT, M6 COMMON	+204T84	BACK UP ALARM ASSEMBLY AUTO
+203X81	CAMERA SYSTEM, HD, SINGLE	+204T85	BACK UP ALARM ASSEMBLY Y ECCO
+203X82	CAMERA SYSTEM, HD, DUAL	+204P76	INSTALL, ALARM, BACK UP, SMART
+204N59	INST. REM. GREASE 6 PTS M6AV	+203616	MIRROR, 12" PARABOLIC, SET
+204P82	CAMERA SYSTEM, HD, 3, M6AV	+203694	CONSOLE KIT, SELF DUMP
+204P83	CAMERA SYSTEM, HD, 4, M6AV	+204H14	BAR MAGNET WITH BRACKETS, 90"
+204J39	AUTOLUBE,SWEEPER/CHASSIS M6AV	+204L52	SEAT CLOTH AIR RIDE M2 DRIVER
+204J40	AUTOLUBE,SWEEPER ONLY M6AV	+204L53	SEAT CLOTH AIR RIDE M2 PASS.
+204L33	AUTOLUBE M6 SWEEP/CHASSIS GL2	+203A41	HORN, AIR
+204L34	AUTOLUBE M6 SWEEPER ONLY GL2	+203620	RIM, SPARE, STERLING
+203B25	AUTOLUBE FILL KIT	+203468	TIRE & RIM, SPARE, STERLING
+204R11	LEAK INSPECTION KIT	+204J60	M2 GRILL MNT STROBE LIGHTS
+204V41	INSTALL, STRIPE, 6" ORG CHEVRN	+204T21	STROBES, QUAD, GRILL MNT, M2
+6501287	BRKT,HYDRAULIC CLAMPING	+204F84	AUTOCAR LOWER STEP EXTENSION
+204T01	BK FLSH HOSE AND FLUIDS	+203037	TOW HOOK KIT, IH
+204T03	FILL HOSE STORAGE, SS	+203476	TIRE & RIM, SPARE, IH
+204G73	GAUGE, HYD PRES W/ 6' HOSE	+203478	RIM, SPARE, IH
+203A99	GAUGE, HYD PRES AT VALVE BANK	+204F54	.HOSE KIT, TE M6AV
+204G71	CABLE STAY BROOM, M6AV	+66397	.FILTER, PNEUMATIC, ASSY
+204N40	INSTALL STD WATER TANK M6AV	+204M87	TRUCK BODY INSTALL, M6 YANMAR
+204N44	INST STD WATER TANK M6SECNG	+66061	ENGINE, YANMAR T4F, M6
+204N43	DRAIN DUAL WATER TANKS M6AV M2	+204N48	TRUCK KIT M6TE PETERBILT 337
+203Q27	WATER TANK SUPPORT KIT	+203B20	TWIN GLOW PLUG KIT
+203U12	LED BEACON, CAB	+203B80	INDICATOR, AF RSTCT, AUX ENG,
+203U23	LED BARLIGHT, FRONT M6AV	+203B19	OIL HEATER, AUX ENGINE
+204N00	BEACON DUAL MIRROR MNTD A-CAR	+203G77	WATER/FUEL SEPARATOR M6
+203U22	BARLIGHT, REAR, LED	+204P33	ASSY, BLOCK HEATER, YANMAR
+204H57	DUAL STROBE CAB MNT W/GUARD M2	+204U31	INSTALL, BLOCK HEAT, CUMMINS
+203V45	FLOOD LIGHT KIT, LED	+204U11	HOSE KIT, M6TE CUMMINS
+203H47	ARROWBOARD, LED SPLIT	+67696	FLYWHEEL COUPLING ASSY, M6TE
+203U10	STROBE, LED, REAR	+203J73	CONSOLE, HOPPER SHAKER, M6000
+204U59	HOPPER DUMP LIGHT M6	+204E46	DECAL KIT, M6 AVALANCHE
		+651049	REAR DRAPE ROD ADJUSTER ASSY



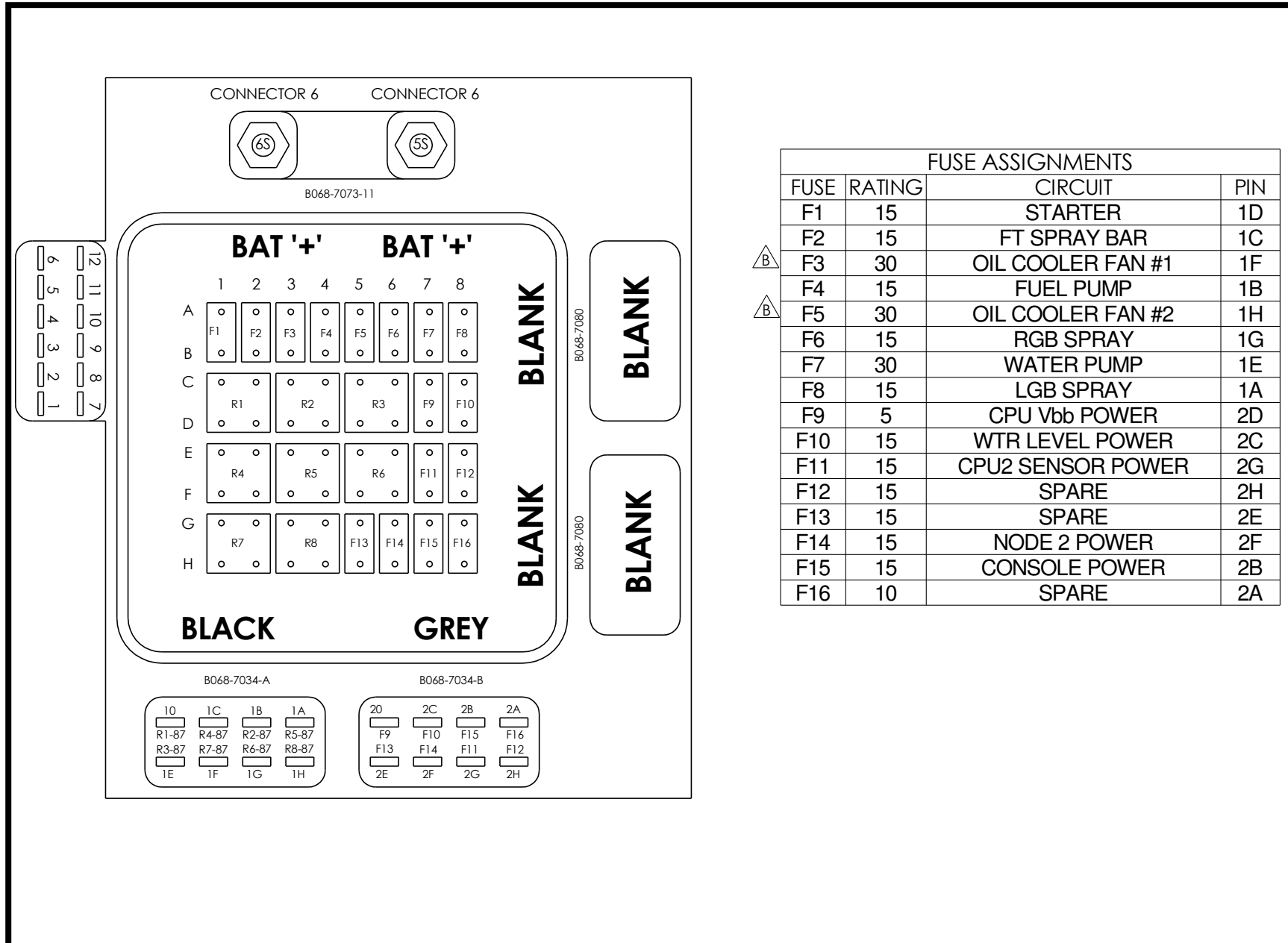
# Schematics

---

7

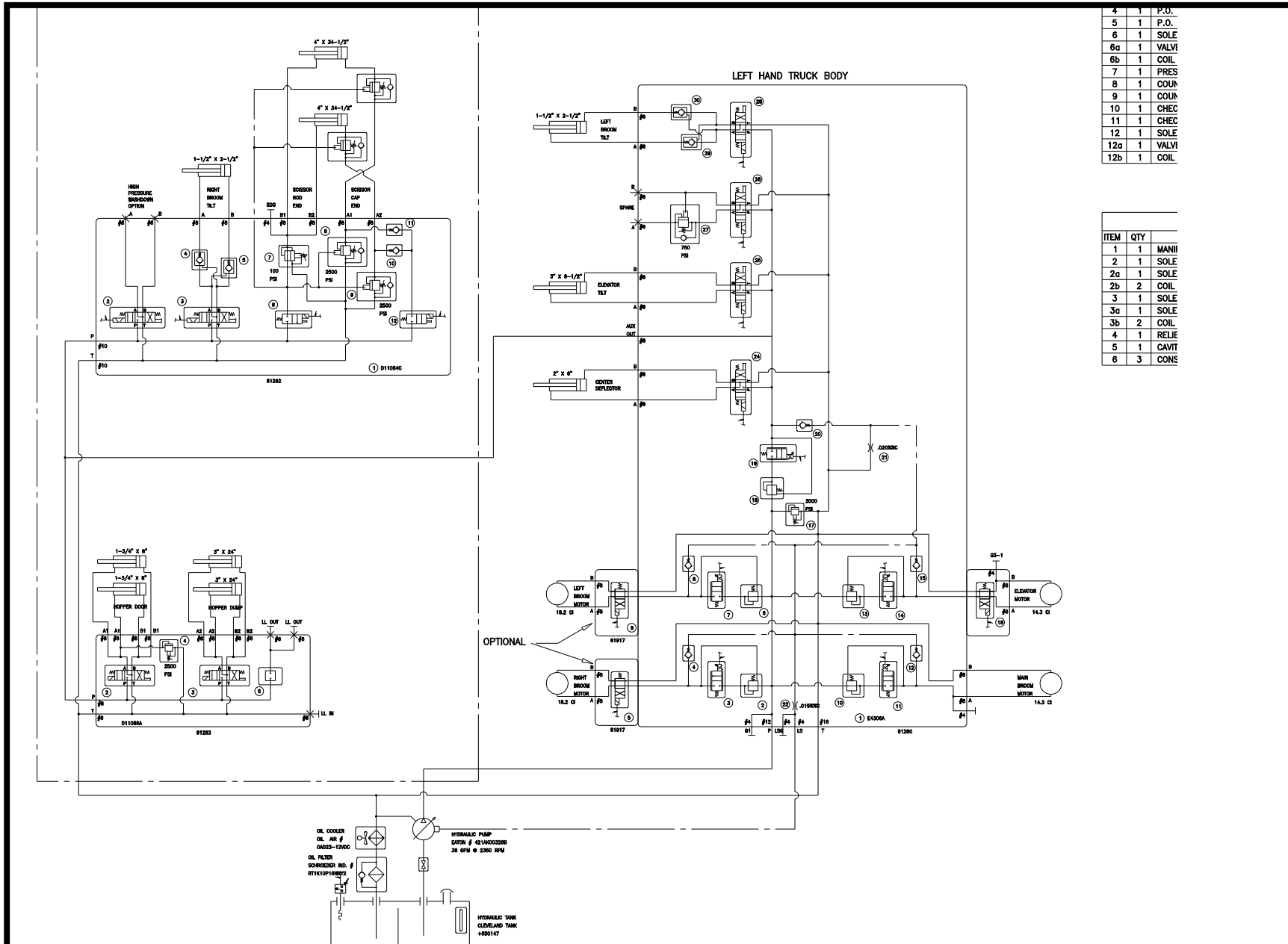
# Section 7 - Schematics

## SK-2354 - FUSE DIAGRAM



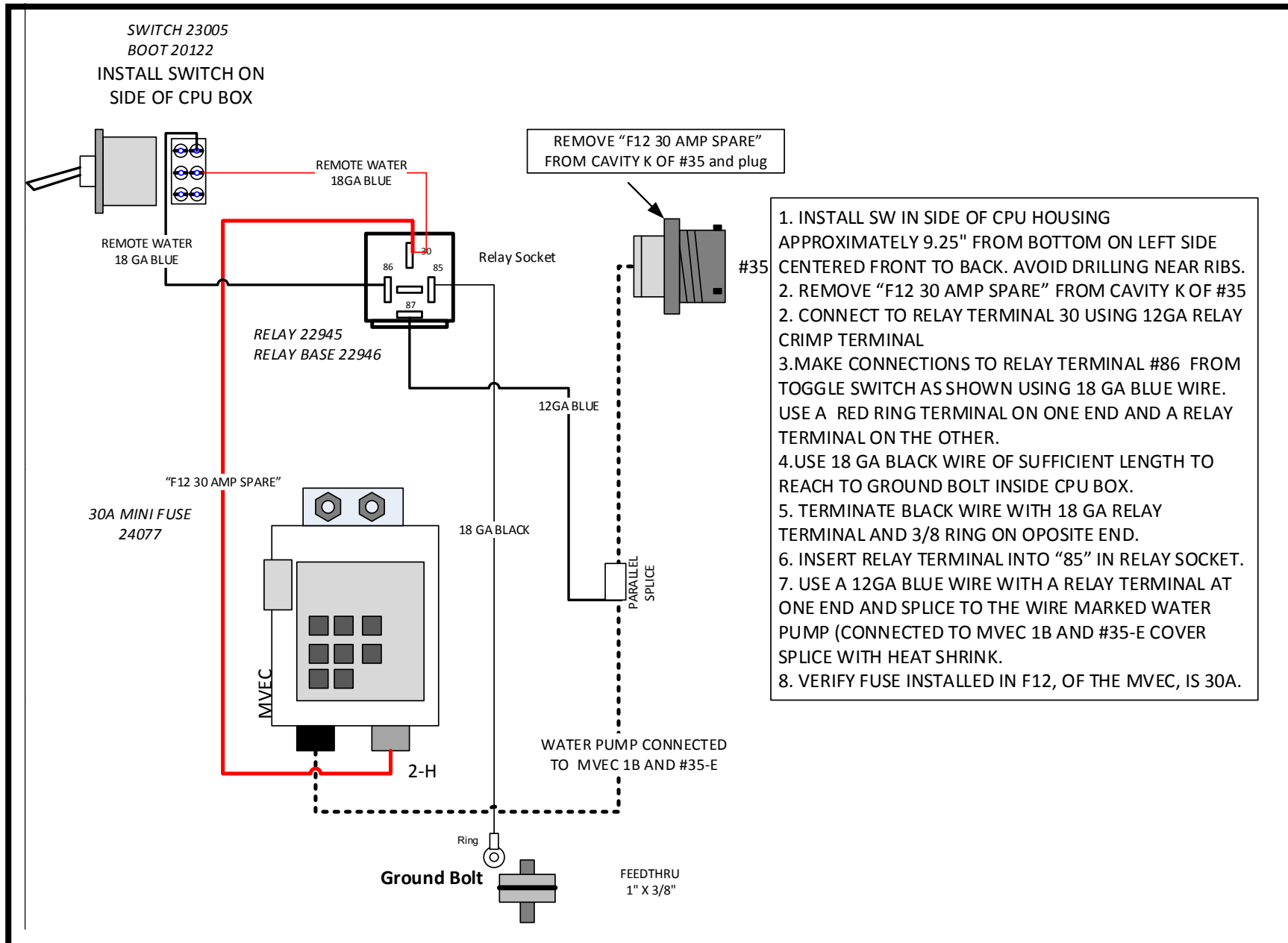
# Section 7 - Schematics

## SK-2347 - HYDRAULIC DIAGRAM



# Section 7 - Schematics

## SK-2453 - REMOTE WATER



# Section 7 - Schematics

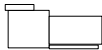
## SK-2394 - HOPPER BEACON

GAUGE	INSL TYPE	COLOR	DESCRIPTION	END 1	END 2
18	GXL	WHITE	HOPPER BEACON	#1-1	#2-1
18	GXL	BLACK	GROUND	#1-2	#2-2

CONNECTOR #1			
CAV	GAUGE	COLOR	CIRCUIT
1	18	WHITE	HOPPER BEACON
2	18	BLACK	GROUND

CONNECT TO RELAY  
HARNESS +64806

#1  
HOPPER BEACON  
RELAY HARNESS



DEUTSCH  
CONNECTOR DT04-2P (+64595)  
LOCK W2P (+64610)  
PINS 0460-202-16141

CONNECT TO BEACON LIGHT

CONNECTOR #2			
CAV	GAUGE	COLOR	CIRCUIT
1	18	WHITE	HOPPER BEACON
2	18	BLACK	GROUND

#2  
HOPPER BEACON

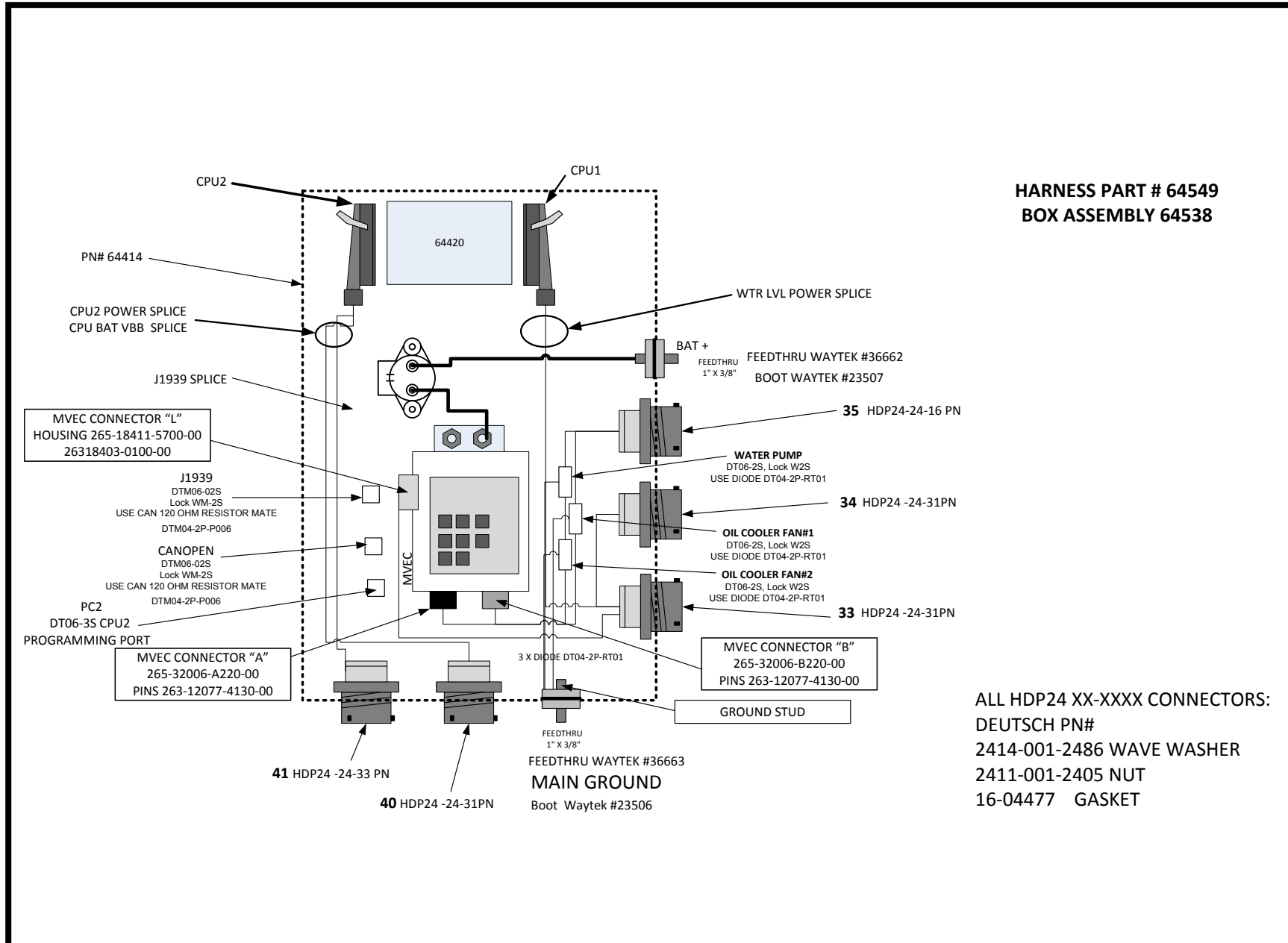


DEUTSCH  
CONNECTOR DT06-2S (+61544)  
LOCK W2S (+64611)  
SOCKETS 0462-201-16141

37'

# Section 7 - Schematics

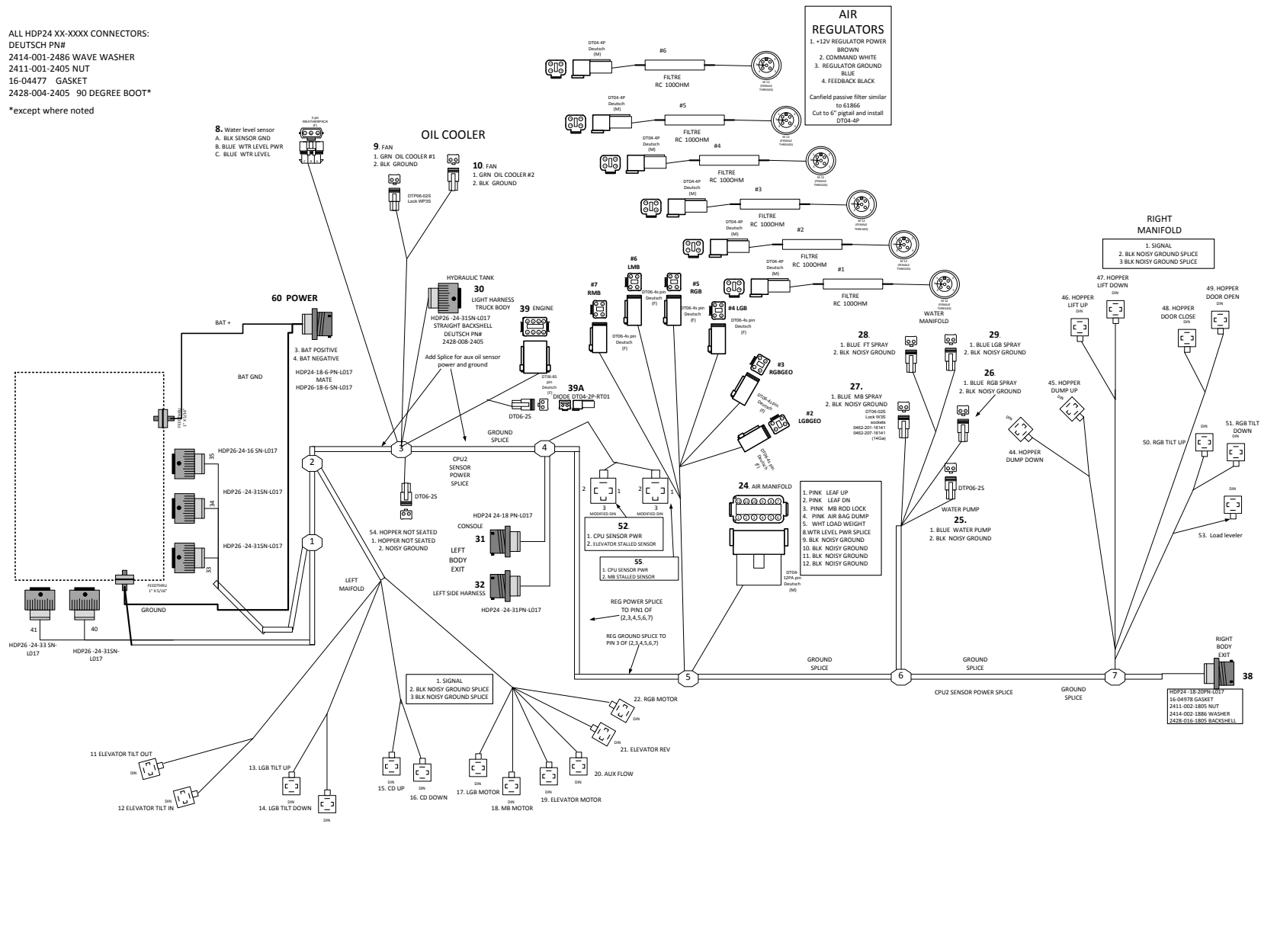
## 64549 - CPU Box Harness



# Section 7 - Schematics

## 61950 - Main Harness

ALL HDP24 XX-XXXX CONNECTORS:  
 DEUTSCH PN#  
 2414-001-2486 WAVE WASHER  
 2411-001-2405 NUT  
 16-04477 GASKET  
 2428-004-2405 90 DEGREE BOOT\*  
 \*except where noted









# Section 7 - Schematics

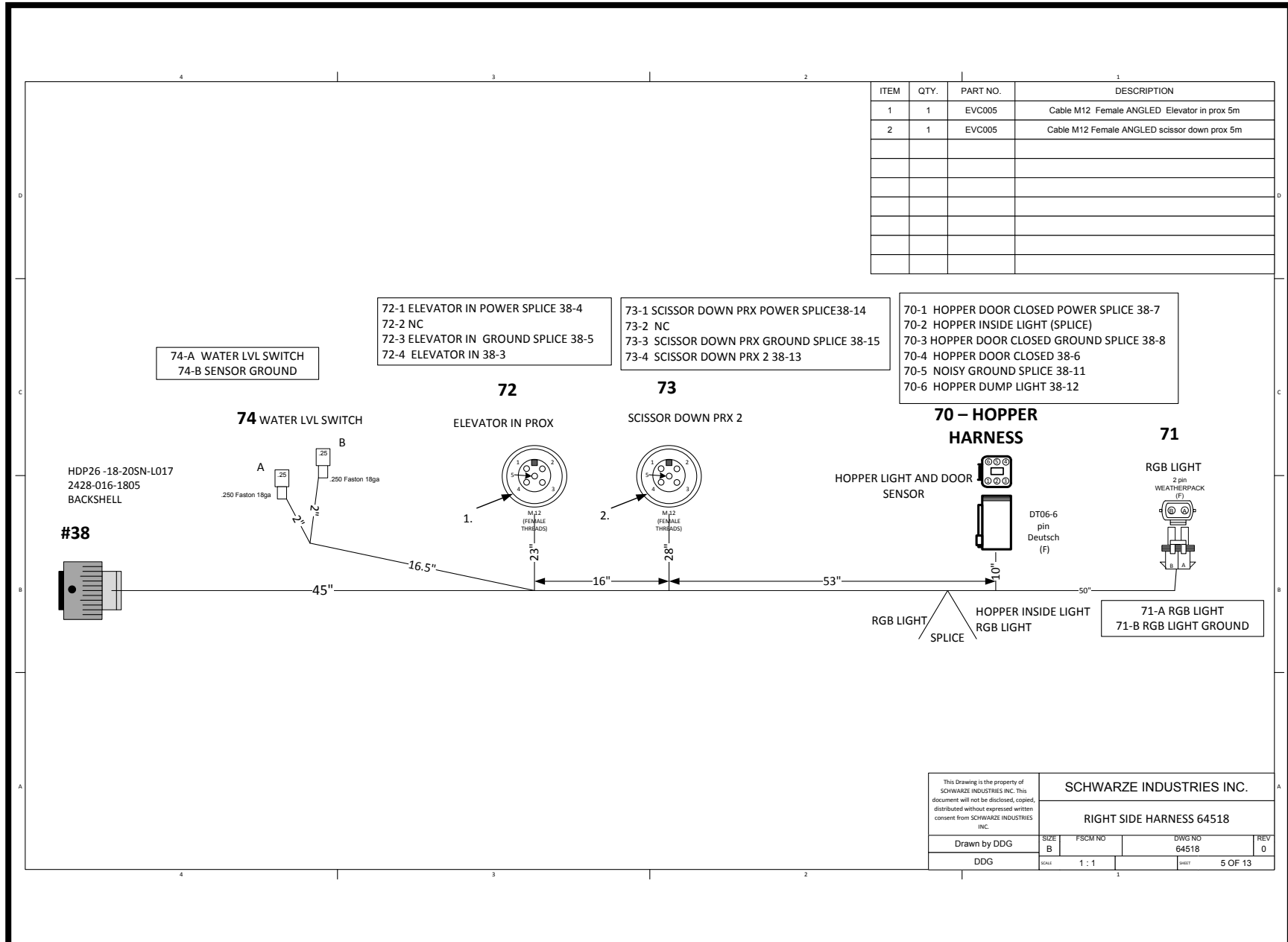
## 64518 - Harness, Right Side Pin Out

38	color	GAGE	name	connected to	From(PLUG-PIN)	END CONNCTOR PIN						
	1 BLACK	18	GROUND	74-B	SENSOR GROUND SPLICE							
	2 BLUE	18	WATER LVL SWITCH	74-A	34-25	46						
	3 VIO/BLK		ELEVATOR IN	72-4	41-13	4						
	4 RED		ELEVATOR IN POWER	72-1	CPU2 SENSOR POWER SPLICE	1						
	5 BLK		ELEVATOR IN GROUND	72-3	SENSOR GROUND SPLICE	3						
	6 VIO	18	HOPPER DOOR CLOSED	70-4	41-22	4						
	7 RED	18	HOPPER DOOR CLOSED POWER	70-1	CPU2 SENSOR POWER SPLICE	1						
	8 BLK	18	HOPPER DOOR CLOSED GROUND	70-3	SENSOR GROUND SPLICE	3						
	9 GRY/BLK	18	RGB LIGHT	SPLICE	41-24							
	10 BLACK	18	RGB LIGHT GROUND	71-B	NOISY GROUND SPLICE							
	11 BLACK	18	HOPPER DUMP LIGHT GROUND	70-5	NOISY GROUND SPLICE	B						
	12 GRAY	18	HOPPER DUMP LIGHT	70-6	41-25	A						
	13 Wht/blk		SCISSOR DOWN PRX 2	73-4	33-21							
	14 RED		SCISSOR DOWN PRX 2 POWER	73-1	CPU2 SENSOR POWER SPLICE							
	15 BLK		SCISSOR DOWN PRX 2 GROUND	73-3	SENSOR GROUND SPLICE							
	16											
	17											
	18											
	19											
	20											

This Drawing is the property of SCHWARZE INDUSTRIES INC. This document will not be disclosed, copied, distributed without expressed written consent from SCHWARZE INDUSTRIES INC.		SCHWARZE INDUSTRIES INC.	
Drawn by DDG		SIZE B	FSCM NO
DDG		DWG NO 64518	REV 0
SCALE 1 : 1		SHEET 6 OF 13	

# Section 7 - Schematics

## 64518 - Harness, Right Side



# Section 7 - Schematics

## 61951 - Truck Body Light Harness Pin Out

LIGHT HARNESS HDP26-24-31SN-L017				CONNECTED FROM	
30	color	GAGE	name	connected to	
1	BLUE	16	WTR LVL POWER SPLICE	SPLICE 2X	35-L, 8-B was red
2	BLACK	16	SENSOR GROUND	SENSOR GROUND SPLICE SENSOR GROUND for oil pres, oil temp, filter dirty, hyd oil temp	
3	WHT	18	HYDRAULIC OIL TEMP		33-8
4	WHT	18	AUX ENG OIL PRESS	M12-2	33-27 Do not splice to lights!!!
5	WHT	18	AUX ENG OIL TEMP	M12-4	33-9
6	WHT	18	HYD OIL LVL		34-7 GROUND REF
7	WHT	18	HYD FILTER DIRTY		33-18 GROUND REF
8	WHT	18	REAR BEACON #1		34-11
9	WHT	18	REAR BEACON #2		34-9
10	WHT	18	MB LIGHT		34-12
11	WHT	18	THROTTLE INC		33-17
12	WHT	18	THROTTLE DEC		33-16
13	PLUG				Removed
14	PLUG				
15	PLUG				
16	PLUG				
17	PLUG				
18	PLUG	18	AUX PUMP		NOT USED
19	WHT	18	AUTO LUBE		33-22
20	PLUG				
21	WHT	18	BRAKE LIGHT		32-2
22	TAN	18	TAIL LIGHT		32-3
23	WHT	18	LEFT TURN		32-7
24	GREEN	18	RIGHT TURN		32-5
25	WHT	18	REVERSE LIGHTS	40-5 REVERSE SPLICE(32-6)	32-6 Connect to both lights
26	PLUG				
27	PLUG				
28	PLUG				
29	PLUG				
30	BLACK	16	LIGHTS GROUND (NOISY 2)		splice to NOISY GROUND FOR LIGHTS, beacons etc
31	PLUG				

This Drawing is the property of SCHWARZE INDUSTRIES INC. This document will not be disclosed, copied, distributed without expressed written consent from SCHWARZE INDUSTRIES INC.		SCHWARZE INDUSTRIES INC.	
Drawn by DDG		TRUCK BODY LIGHT HARNESS 61951	
SIZE B	PSCM NO	DWG NO 61951	REV 2
DDG	SCALE 1 : 1	SHEET 8 OF 13	



# Section 7 - Schematics

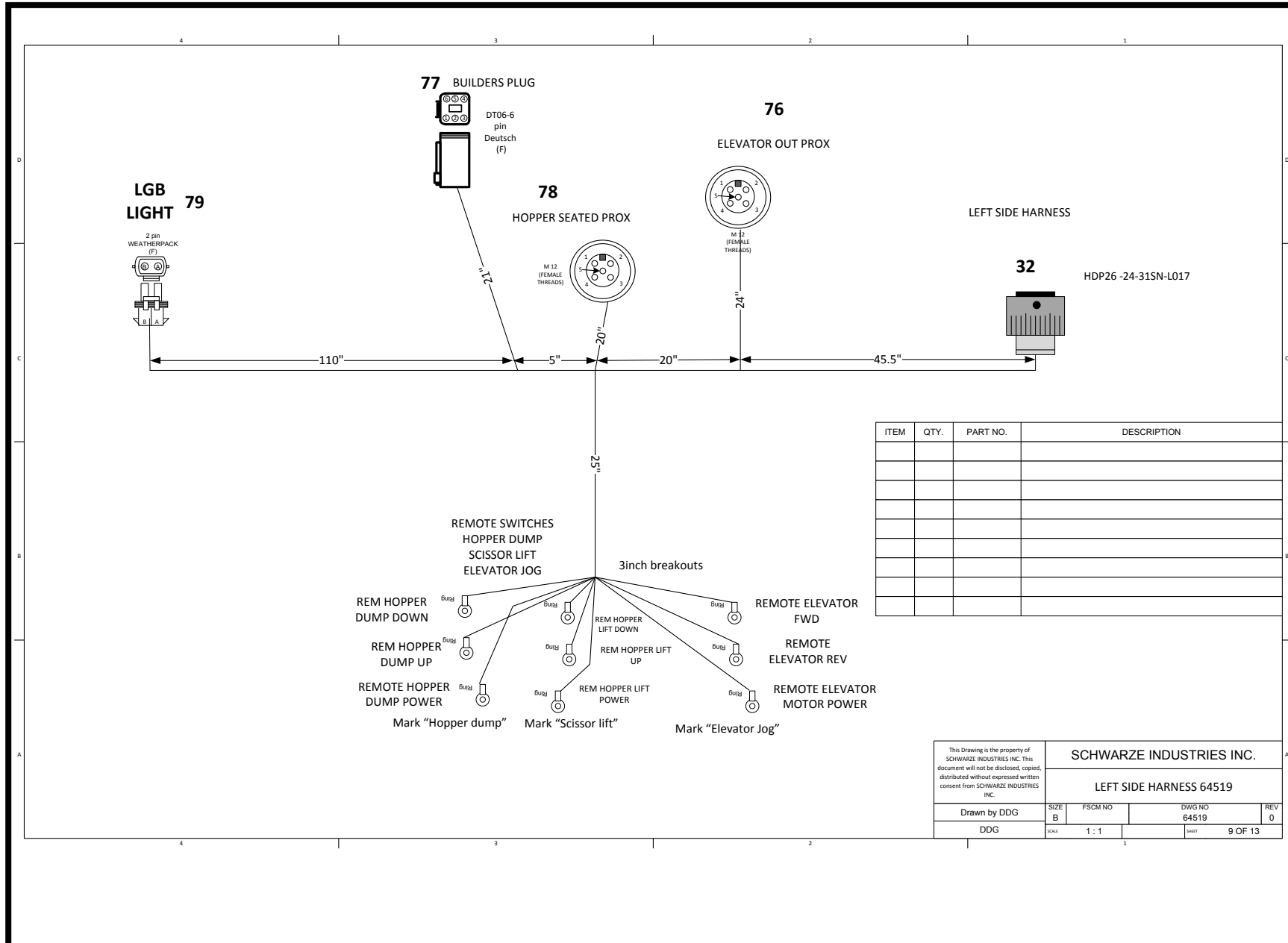
## 61919 - Harness, Left Side Pin Out

32	color	GAGE	name	connected to	From(PLUG-PIN)				
1	blk		GROUND (WHITE)	77-1	30-2				SPLICE TO GROUND MAY NOT BE USED
2	BLUE		BRAKE	77-2	30-21				
3	BROWN		TAIL AND RUNNING LIGHTS	77-3	30-22				
4	RED		BATTERY POWER (BLACK)						Not used
5	GREEN		RIGHT TURN	77-4	30-24				
6	VIOLET		REVERSE	77-5	30-25				
7	YELLOW		LEFT TURN	77-6	30-23				
8	GY		LOAD WEIGHT	?	33-19				Not installed this side of main
9	WHT		AUTO LUBE	?	33-22				Not installed this side of main
10	WHT		LGB LIGHT	79-a	34-13				
11	BLK		LGB LIGHT GROUND	79-b	NOISY GROUND SPLICE				
12									
13			NEUTRAL SW		41-6				Not used
14									
15	VO/BLK		REM HOPPER DUMP UP	RING	41-7				Switch
16	Violet		REM HOPPER DUMP DOWN	RING	41-8				Switch
17	RED		REM HOPPER DUMP POWER	RING	CPU2 SENSOR POWER SPLICE				Switch
18	VIOLET		REM HOPPER LIFT UP	RING	41-9				Switch
19	VIOLET		REM HOPPER LIFT DOWN	RING	41-10				Switch
20	RED		REM HOPPER LIFT POWER	RING	CPU2 SENSOR POWER SPLICE				Switch
21	VIOLET		ELEVATOR OUT	76-4	41-12				SENSOR CABLE ELEVATOR OUT
22	RED		ELEVATOR OUT POWER	76-1	CPU2 SENSOR POWER SPLICE				SENSOR CABLE ELEVATOR OUT
23	BLK		ELEVATOR OUT GROUND	76-3	SENSOR GROUND 2				SENSOR CABLE ELEVATOR OUT
24	VIO /BLK		REMOTE ELEV MOTOR FWD	RING	41-18				Switch
25	VIO /BLK		REMOTE ELEV MOTOR REV	RING	41-19				Switch
26	RED		REMOTE ELEV MOTOR POWER	RING	CPU2 SENSOR POWER SPLICE				Switch
27	WHT		HOPPER SEATED	78-4	41-21				SENSOR CABLE HOPPER SEATED
28	RED		HOPPER SEATED POWER	78-1	CPU2 SENSOR POWER SPLICE				SENSOR CABLE HOPPER SEATED
29	BLK		HOPPER SEATED GROUND	78-3	SENSOR GROUND 2				SENSOR CABLE HOPPER SEATED
30									
31									

This Drawing is the property of SCHWARZE INDUSTRIES INC. This document will not be disclosed, copied, distributed without expressed written consent from SCHWARZE INDUSTRIES INC.		SCHWARZE INDUSTRIES INC.	
Drawn by DDG		SIZE B	FSCM NO
DDG		SCALE 1:1	

# Section 7 - Schematics

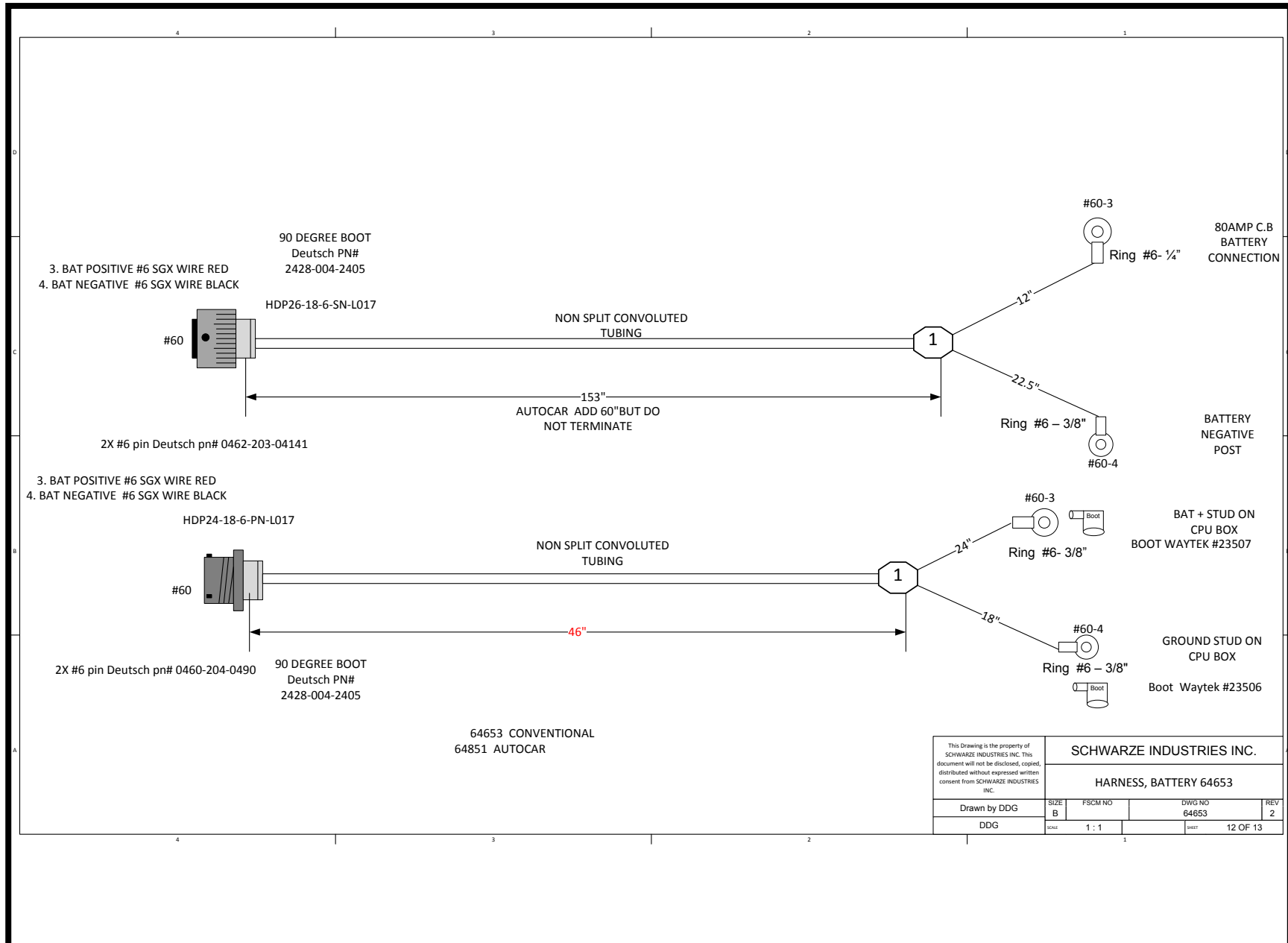
## 61519 - Harness, Left Side



This Drawing is the property of SCHWARZE INDUSTRIES INC. This document will not be disclosed, copied, distributed without expressed written consent from SCHWARZE INDUSTRIES INC.		SCHWARZE INDUSTRIES INC.	
Drawn by DDG		SIZE B	REV 0
DDG	SCALE 1 : 1	DWG NO 64519	SHEET 9 OF 13

# Section 7 - Schematics

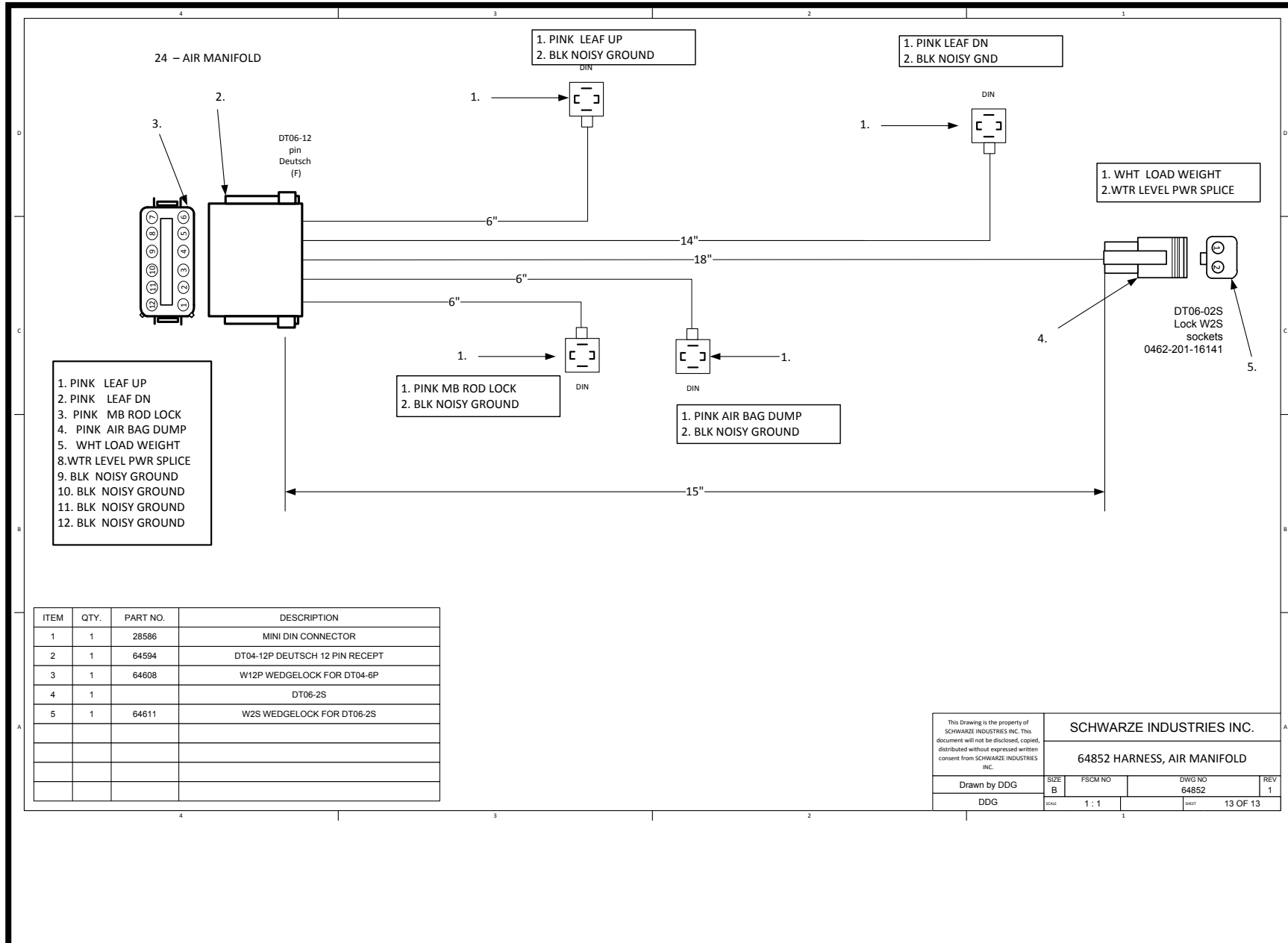
## 64653 - Harness, Battery





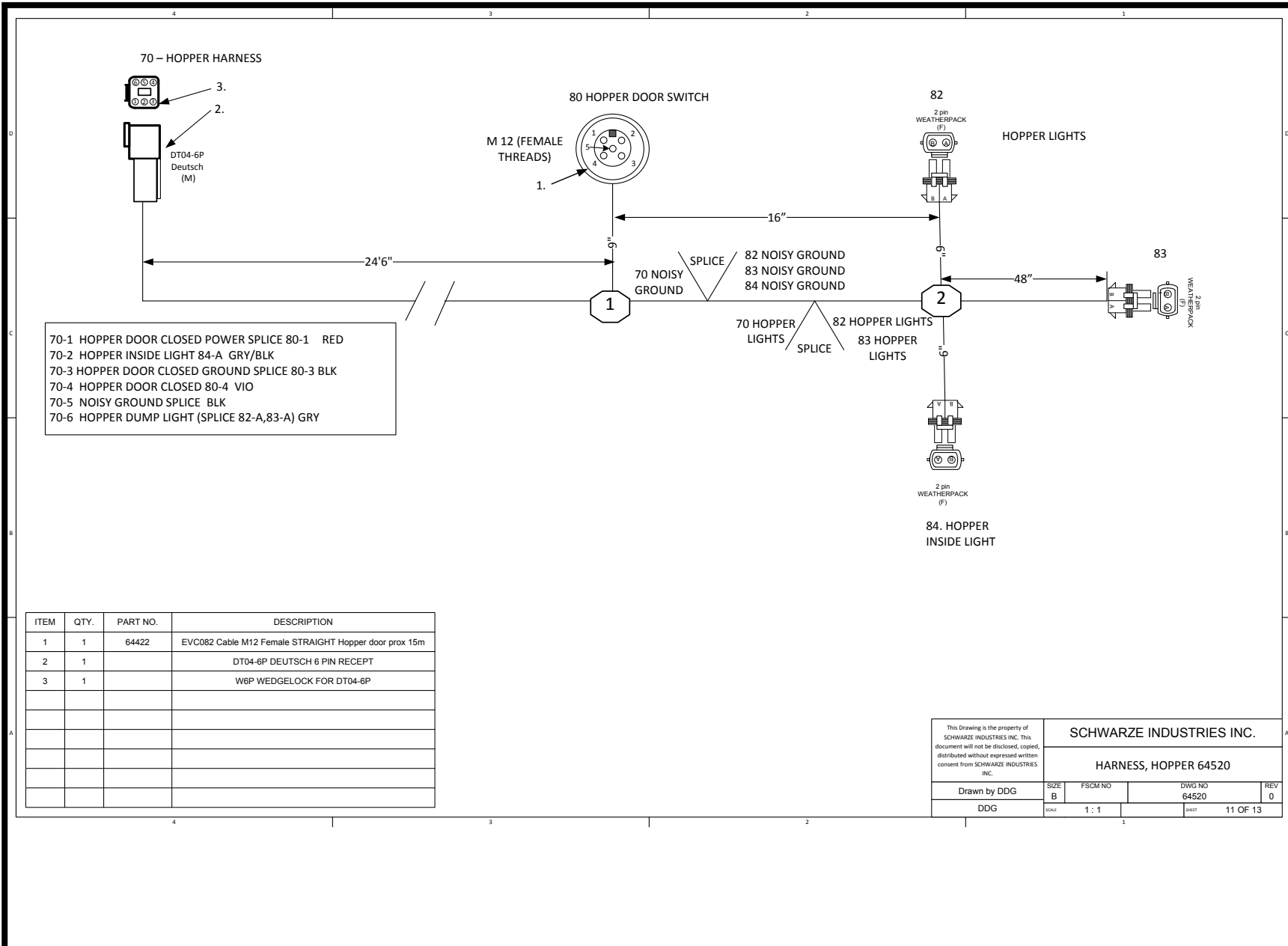
# Section 7 - Schematics

## 64852 - Harness, Air Manifold



# Section 7 - Schematics

## 614520 - Hopper Harness



# Section 7 - Schematics

## 614520 - Hopper Harness

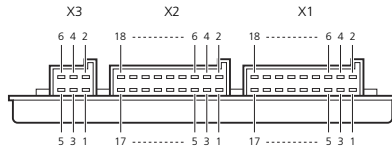
comotiod

Control systems

ifm electronic



### Wiring



Plug X1					
Pin	Potential	Inputs	Outputs		
1	channel 1	Bin IN 1	-	-	-
2	+U <sub>s</sub>				
3	channel 2	Bin IN 2	-	-	-
4	+U <sub>s</sub>				
5	channel 3	Bin IN 3	-	-	-
6	+U <sub>s</sub>				
7	channel 4	Bin IN 4	-	-	-
8	+U <sub>s</sub>				
9	+U <sub>s</sub>				
10	+U <sub>s</sub>				
11	channel 5	Bin IN 5	Ana IN 5	-	-
12	channel 6	Bin IN 6	Ana IN 6	-	-
13	GND				
15	channel 7	Bin IN 7	-	Bin OUT 7	-
16	GND				
17	channel 8	Bin IN 8	-	Bin OUT 8	PWM 8
18	GND				
Plug X2					
1	channel 9	Bin IN 9	-	-	-
2	+U <sub>s</sub>				
3	channel 10	Bin IN 10	-	-	-
4	+U <sub>s</sub>				
5	channel 11	Bin IN 11	-	-	-
6	+U <sub>s</sub>				
7	channel 12	Bin IN 12	-	-	-
8	+U <sub>s</sub>				
9	+U <sub>s</sub>				
10	+U <sub>s</sub>				
11	channel 13	Bin IN 13	Ana IN 13	-	-
12	channel 14	Bin IN 14	Ana IN 14	-	-
13	GND				
14	GND				
15	channel 15	Bin IN 15	-	Bin OUT 15	-
16	GND				
17	channel 16	Bin IN 16	-	Bin OUT 16	PWM 16
18	GND				
Plug X3					
1	+U <sub>s</sub>				
2	GND				
3	+U <sub>s</sub>				
4	GND				
5	CAN_L				
6	CAN_H				

### ANSCHLUSSBELEGUNG / wiring / branchement CPU 1

Pin	Potential	Bezeichnung / description	Bemerkung / note
23	VBB <sub>s</sub> (10...32 V DC)	Versorgung Sensoren und Modul / supply sensors and module	
05	VBB <sub>s</sub> (10...32 V DC)	Versorgung Ausgänge / supply outputs	relaisgeschaltet / relay switched (1)
34	VBB <sub>s</sub> (10...32 V DC)	Versorgung über Relais / supply via relay	relaisgeschaltet / relay switched (2)
01	GND <sub>s</sub>	Masse Sensoren und Modul / ground sensors and module	
15	GND <sub>o</sub>	Masse Ausgänge / ground outputs	
12	GND <sub>a</sub>	Masse Analogeingänge / ground analogue outputs	
CAN, RS-232, ERROR, TEST			
14	CAN1 <sub>H</sub>	CAN-Interface 1 (High)	
32	CAN1 <sub>L</sub>	CAN-Interface 1 (Low)	
26	CAN2 <sub>H</sub>	CAN-Interface 2 (High)	SAE J 1939
25	CAN2 <sub>L</sub>	CAN-Interface 2 (Low)	SAE J 1939
33	GND	Masse / ground (RS-232/CAN)	
06	RxD	RS-232 Interface (Programmierung / programming)	Pin 03, PC D-Sub (9 pin)
07	TxD	RS-232 Interface (Programmierung / programming)	Pin 02, PC D-Sub (9 pin)
13	ERROR	Fehlerausgang B <sub>u</sub> / error output B <sub>u</sub>	
24	TEST	TEST-Eingang / test input	

### EIN-/AUSGÄNGE / inputs/outputs / entrées/sorties

Pin	INGÄNGE INPUTS	Konfiguration configuration	AUSGÄNGE OUTPUTS	Konfiguration configuration	diagnosefähig diagnostic capability*	relaisgeschaltet relay switched
08	%IX0.00 / %IW03	B <sub>L</sub> A	-	-	• / -	
27	%IX0.01 / %IW04	B <sub>L</sub> A	-	-	• / -	
09	%IX0.02 / %IW05	B <sub>L</sub> A	-	-	• / -	
28	%IX0.03 / %IW06	B <sub>L</sub> A	-	-	• / -	
10	%IX0.04 / %IW07	B <sub>L</sub> A	-	-	• / -	
29	%IX0.05 / %IW08	B <sub>L</sub> A	-	-	• / -	
11	%IX0.06 / %IW09	B <sub>L</sub> A	-	-	• / -	
30	%IX0.07 / %IW10	B <sub>L</sub> A	-	-	• / -	
44	%IX0.08	B <sub>L</sub>	%QX0.00	B <sub>H</sub> PWM PWM <sub>1</sub>	- / •	VBB <sub>o</sub> (1)
45	%IX0.09	B <sub>L</sub>	%QX0.01	B <sub>H</sub> PWM PWM <sub>1</sub>	- / •	VBB <sub>o</sub> (1)
46	%IX0.10	B <sub>L</sub>	%QX0.02	B <sub>H</sub> PWM PWM <sub>1</sub>	- / •	VBB <sub>o</sub> (1)
47	%IX0.11	B <sub>L</sub>	%QX0.03	B <sub>H</sub> PWM PWM <sub>1</sub>	- / •	VBB <sub>o</sub> (1)
20	%IX0.12	B <sub>L</sub> I <sub>1</sub> (FRQ0)	-	-	• / -	
02	%IX0.13	B <sub>L</sub> I <sub>1</sub> (FRQ1)	-	-	• / -	
21	%IX0.14	B <sub>L</sub> I <sub>1</sub> (FRQ2)	-	-	• / -	
38	%IX0.15	B <sub>L</sub> I <sub>1</sub> (FRQ3)	-	-	• / -	
36	%IX1.00	B <sub>L</sub>	%QX0.04	B <sub>H</sub> PWM PWM <sub>1</sub>	- / •	VBB <sub>B</sub> (2)
54	%IX1.01	B <sub>L</sub>	%QX0.05	B <sub>H</sub> PWM PWM <sub>1</sub>	- / •	VBB <sub>B</sub> (2)
17	%IX1.02	B <sub>L</sub>	%QX0.06	B <sub>H</sub> PWM PWM <sub>1</sub>	- / •	VBB <sub>B</sub> (2)
53	%IX1.03	B <sub>L</sub>	%QX0.07	B <sub>H</sub> PWM PWM <sub>1</sub>	- / •	VBB <sub>B</sub> (2)
19	%IX1.04	B <sub>H</sub> I <sub>1</sub> (CYL0)	-	-	• / -	
55	%IX1.05	B <sub>H</sub> I <sub>1</sub> (CYL1)	-	-	• / -	
18	%IX1.06	B <sub>H</sub> I <sub>1</sub> (CYL2)	-	-	• / -	
37	%IX1.07	B <sub>H</sub> I <sub>1</sub> (CYL3)	-	-	• / -	
39	%IX1.08	B <sub>H</sub>	%QX0.08	B <sub>H</sub>	• / •	VBB <sub>o</sub> (1)
03	%IX1.09	B <sub>H</sub>	%QX0.09	B <sub>H</sub>	• / •	VBB <sub>o</sub> (1)
40	%IX1.10	B <sub>H</sub>	%QX0.10	B <sub>H</sub>	• / •	VBB <sub>o</sub> (1)
22	%IX1.11	B <sub>H</sub>	%QX0.11	B <sub>H</sub>	• / •	VBB <sub>o</sub> (1)
41	%IX1.12	B <sub>H</sub>	%QX0.12	B <sub>H</sub>	• / •	VBB <sub>o</sub> (1)
42	%IX1.13	B <sub>H</sub>	%QX0.13	B <sub>H</sub>	• / •	VBB <sub>o</sub> (1)
43	%IX1.14	B <sub>H</sub>	%QX0.14	B <sub>H</sub>	• / •	VBB <sub>o</sub> (1)
04	%IX1.15	B <sub>H</sub>	%QX0.15	B <sub>H</sub>	• / •	VBB <sub>o</sub> (1)
48	%IX2.00	B <sub>L</sub>	%QX1.00	B <sub>H</sub> PWM	• / •	VBB <sub>B</sub> (2)
49	%IX2.01	B <sub>L</sub>	%QX1.01	B <sub>H</sub> H-Bridge	• / •	VBB <sub>B</sub> (2)
31	%IX2.02	B <sub>L</sub>	%QX1.02	B <sub>H</sub> H-Bridge	• / •	VBB <sub>B</sub> (2)
50	%IX2.03	B <sub>L</sub>	%QX1.03	B <sub>H</sub> PWM	• / •	VBB <sub>B</sub> (2)
51	%IX2.04	B <sub>L</sub>	%QX1.04	B <sub>H</sub> PWM	• / •	VBB <sub>B</sub> (2)
52	%IX2.05	B <sub>L</sub>	%QX1.05	B <sub>H</sub> H-Bridge	• / •	VBB <sub>B</sub> (2)
16	%IX2.06	B <sub>L</sub>	%QX1.06	B <sub>H</sub> H-Bridge	• / •	VBB <sub>B</sub> (2)
35	%IX2.07	B <sub>L</sub>	%QX1.07	B <sub>H</sub> PWM	• / •	VBB <sub>B</sub> (2)

Note the double pin connection of inputs/outputs. \* only positive sensor signals with diagnostic capability

### ANSCHLUSSBELEGUNG / wiring / branchement CPU 2

Pin	Potential	Bezeichnung / description	Bemerkung / note
23	VBB <sub>s</sub> (10...32 V DC)	Versorgung Sensoren und Modul / supply sensors and module	
05	VBB <sub>s</sub> (10...32 V DC)	Versorgung Ausgänge / supply outputs	relaisgeschaltet / relay switched (1)
34	VBB <sub>s</sub> (10...32 V DC)	Versorgung über Relais / supply via relay	relaisgeschaltet / relay switched (2)
01	GND <sub>s</sub>	Masse Sensoren und Modul / ground sensors and module	
15	GND <sub>o</sub>	Masse Ausgänge / ground outputs	
12	GND <sub>a</sub>	Masse Analogeingänge / ground analogue outputs	
CAN, RS-232, ERROR, TEST			
14	CAN1 <sub>H</sub>	CAN-Interface 1 (High)	
32	CAN1 <sub>L</sub>	CAN-Interface 1 (Low)	
26	CAN2 <sub>H</sub>	CAN-Interface 2 (High)	SAE J 1939
25	CAN2 <sub>L</sub>	CAN-Interface 2 (Low)	SAE J 1939
33	GND	Masse / ground (RS-232/CAN)	
06	RxD	RS-232 Interface (Programmierung / programming)	Pin 03, PC D-Sub (9 pin)
07	TxD	RS-232 Interface (Programmierung / programming)	Pin 02, PC D-Sub (9 pin)
13	ERROR	Fehlerausgang B <sub>u</sub> / error output B <sub>u</sub>	
24	TEST	TEST-Eingang / test input	

### EIN-/AUSGÄNGE / inputs/outputs / entrées/sorties

Pin	INGÄNGE INPUTS	Konfiguration configuration	AUSGÄNGE OUTPUTS	Konfiguration configuration	diagnosefähig diagnostic capability*	relaisgeschaltet relay switched
08	%IX32.00 / %IW35	B <sub>L</sub> A	-	-	• / -	
27	%IX32.01 / %IW36	B <sub>L</sub> A	-	-	• / -	
09	%IX32.02 / %IW37	B <sub>L</sub> A	-	-	• / -	
28	%IX32.03 / %IW38	B <sub>L</sub> A	-	-	• / -	
10	%IX32.04 / %IW39	B <sub>L</sub> A	-	-	• / -	
29	%IX32.05 / %IW40	B <sub>L</sub> A	-	-	• / -	
11	%IX32.06 / %IW41	B <sub>L</sub> A	-	-	• / -	
30	%IX32.07 / %IW42	B <sub>L</sub> A	-	-	• / -	
44	%IX32.08	B <sub>L</sub>	%QX32.00	B <sub>H</sub> PWM PWM <sub>1</sub>	- / •	VBB <sub>o</sub> (1)
45	%IX32.09	B <sub>L</sub>	%QX32.01	B <sub>H</sub> PWM PWM <sub>1</sub>	- / •	VBB <sub>o</sub> (1)
46	%IX32.10	B <sub>L</sub>	%QX32.02	B <sub>H</sub> PWM PWM <sub>1</sub>	- / •	VBB <sub>o</sub> (1)
47	%IX32.11	B <sub>L</sub>	%QX32.03	B <sub>H</sub> PWM PWM <sub>1</sub>	- / •	VBB <sub>o</sub> (1)
20	%IX32.12	B <sub>L</sub> I <sub>1</sub> (FRQ0)	-	-	• / -	
02	%IX32.13	B <sub>L</sub> I <sub>1</sub> (FRQ1)	-	-	• / -	
21	%IX32.14	B <sub>L</sub> I <sub>1</sub> (FRQ2)	-	-	• / -	
38	%IX32.15	B <sub>L</sub> I <sub>1</sub> (FRQ3)	-	-	• / -	
36	%IX33.00	B <sub>L</sub>	%QX32.04	B <sub>H</sub> PWM PWM <sub>1</sub>	- / •	VBB <sub>B</sub> (2)
54	%IX33.01	B <sub>L</sub>	%QX32.05	B <sub>H</sub> PWM PWM <sub>1</sub>	- / •	VBB <sub>B</sub> (2)
17	%IX33.02	B <sub>L</sub>	%QX32.06	B <sub>H</sub> PWM PWM <sub>1</sub>	- / •	VBB <sub>B</sub> (2)
53	%IX33.03	B <sub>L</sub>	%QX32.07	B <sub>H</sub> PWM PWM <sub>1</sub>	- / •	VBB <sub>B</sub> (2)
19	%IX33.04	B <sub>H</sub> I <sub>1</sub> (CYL0)	-	-	• / -	
55	%IX33.05	B <sub>H</sub> I <sub>1</sub> (CYL1)	-	-	• / -	
18	%IX33.06	B <sub>H</sub> I <sub>1</sub> (CYL2)	-	-	• / -	
37	%IX33.07	B <sub>H</sub> I <sub>1</sub> (CYL3)	-	-	• / -	
39	%IX33.08	B <sub>H</sub>	%QX32.08	B <sub>H</sub>	• / •	VBB <sub>o</sub> (1)
03	%IX33.09	B <sub>H</sub>	%QX32.09	B <sub>H</sub>	• / •	VBB <sub>o</sub> (1)
40	%IX33.10	B <sub>H</sub>	%QX32.10	B <sub>H</sub>	• / •	VBB <sub>o</sub> (1)
22	%IX33.11	B <sub>H</sub>	%QX32.11	B <sub>H</sub>	• / •	VBB <sub>o</sub> (1)
41	%IX33.12	B <sub>H</sub>	%QX32.12	B <sub>H</sub>	• / •	VBB <sub>o</sub> (1)
42	%IX33.13	B <sub>H</sub>	%QX32.13	B <sub>H</sub>	• / •	VBB <sub>o</sub> (1)
43	%IX33.14	B <sub>H</sub>	%QX32.14	B <sub>H</sub>	• / •	VBB <sub>o</sub> (1)
04	%IX33.15	B <sub>H</sub>	%QX32.15	B <sub>H</sub>	• / •	VBB <sub>o</sub> (1)
48	%IX34.00	B <sub>L</sub>	%QX33.00	B <sub>H</sub> PWM	• / •	VBB <sub>B</sub> (2)
49	%IX34.01	B <sub>L</sub>	%QX33.01	B <sub>H</sub> H-Bridge	• / •	VBB <sub>B</sub> (2)
31	%IX34.02	B <sub>L</sub>	%QX33.02	B <sub>H</sub> H-Bridge	• / •	VBB <sub>B</sub> (2)
50	%IX34.03	B <sub>L</sub>	%QX33.03	B <sub>H</sub> PWM	• / •	VBB <sub>B</sub> (2)
51	%IX34.04	B <sub>L</sub>	%QX33.04	B <sub>H</sub> PWM	• / •	VBB <sub>B</sub> (2)
52	%IX34.05	B <sub>L</sub>	%QX33.05	B <sub>H</sub> H-Bridge	• / •	VBB <sub>B</sub> (2)
16	%IX34.06	B <sub>L</sub>	%QX33.06	B <sub>H</sub> H-Bridge	• / •	VBB <sub>B</sub> (2)
35	%IX34.07	B <sub>L</sub>	%QX33.07	B <sub>H</sub> PWM	• / •	VBB <sub>B</sub> (2)

Note the double pin connection of inputs/outputs. \* only positive sensor signals with diagnostic capability